



INFOCADO WEEKLY REPORT

3rd to 9th March 2007 (Wk 10)

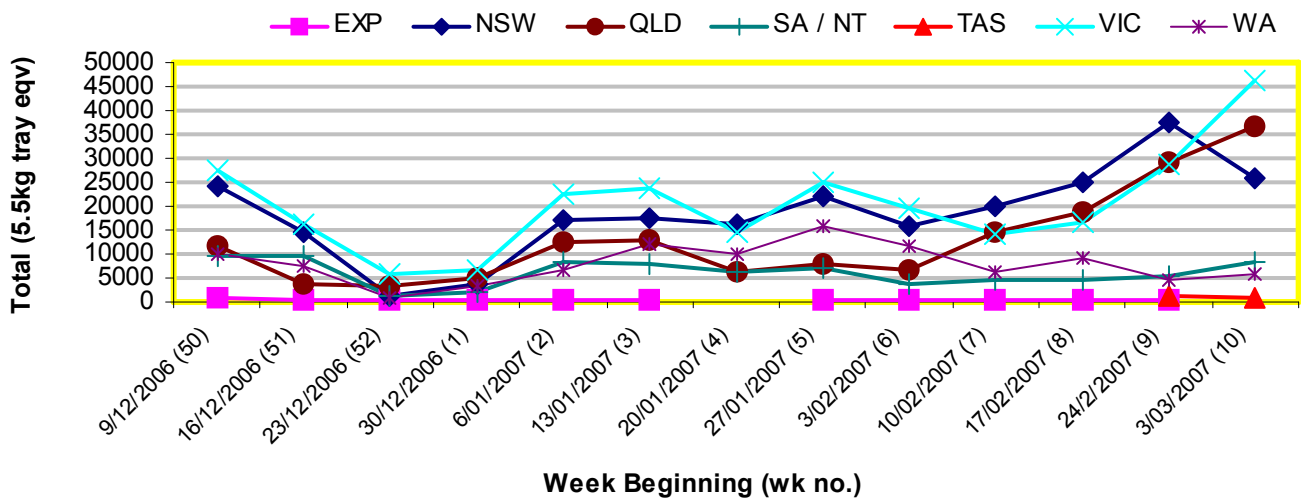
Green shading indicates dispatch data

Yellow shading indicates forecast data

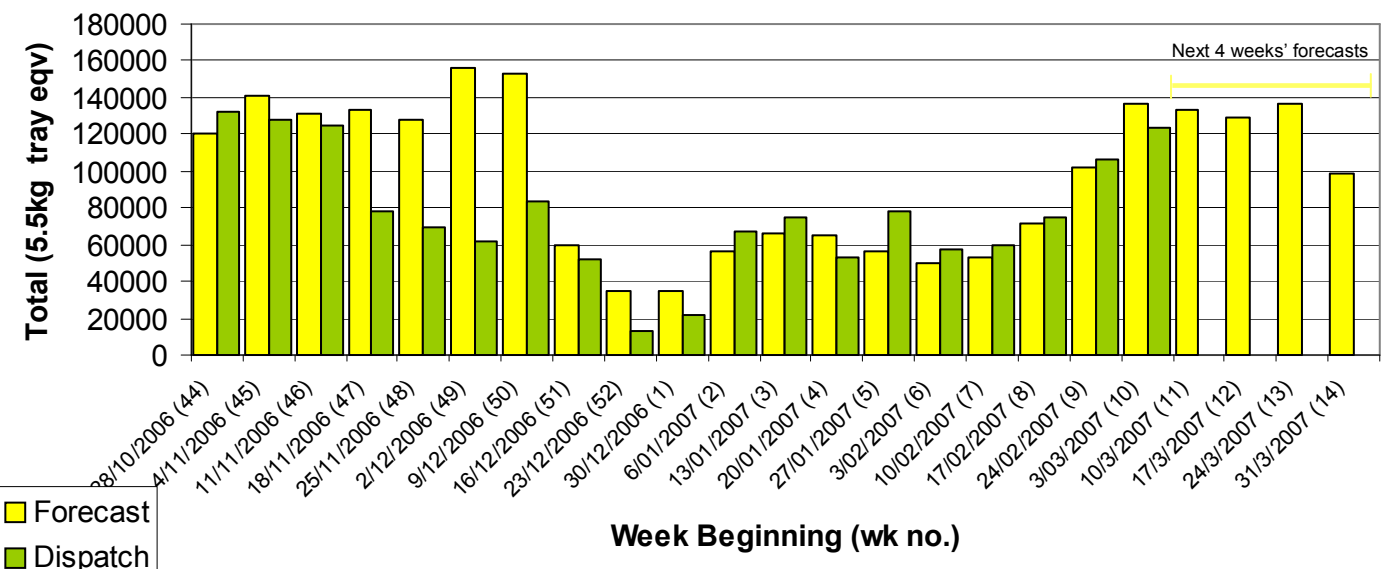
Industry Dispatches 3rd to 9th March (wk 10)

Dest. State	5.5Kg									5.5Kg Total	Bulk 10Kg	Oil Kg	P/PK Kg	5.5Kg Eqv Trays All Total
	<16	16	18	20	22	23	25	28	28+					
EXP									403					
NSW	12	546	701	4,743	463	5,082	4,072	2,095		17,714	3,387		11,022	25,876
QLD		110	578	2,407	3,196	5,150	5,866	4,436		21,743	4,294	97	38,298	36,531
SA / NT		117	190	110			15	4,353	1,530	6,315	862		1,400	8,137
TAS							720			720				720
VIC		346	2,502	7,488	1,062	9,044	10,363	3,150	5	33,960	6,072		7,590	46,380
WA	7	135	285	790		3,071	690	318	1	5,279	228		1,400	5,966
Total	19	1,254	4,256	15,538	4,721	22,362	26,064	11,529	6	85,749	26,987	18	10,856	123,610

















Throughput Australian avocados by destination State Throughput 1st January 2007 to date = 724,471 5.5kg tray eqv



Dispatch vs weekly forecast for all varieties and all packs (28th October 2006 to 7th April 2007)



Major Capital City Weather Report – week ahead

City	Tue	Wed	Thu	Fri	Public Hols	Upcoming school Hols
Brisbane	 28°	 27°	 28°	 31°	Easter—April 6 to 9	6th to 16th April
Melbourne	 25°	 31°	 33°	 24°	Easter — April 6 to 9	31st March to 15th April
Perth	 31°	 26°	 28°	 30°	Easter —April 6 to 9	5th April to 22nd April
Sydney	 23°	 25°	 29°	 29°	Easter—April 6 to 9	6th April to 22nd April

Dispatch Data (Week 9—begin 24/2/07)

Variety	5.5Kg Eqv Trays	Bulk	Oil	P/PK	5.5Kg Eqv Trays
	Total	10Kg	Kg	Kg	Total
Hass	8,203	724	0	2,800	10,0288
Shepard	77,546	14,119	97	56,910	113,582
Total	85,749	14,843	97	59,710	123,610

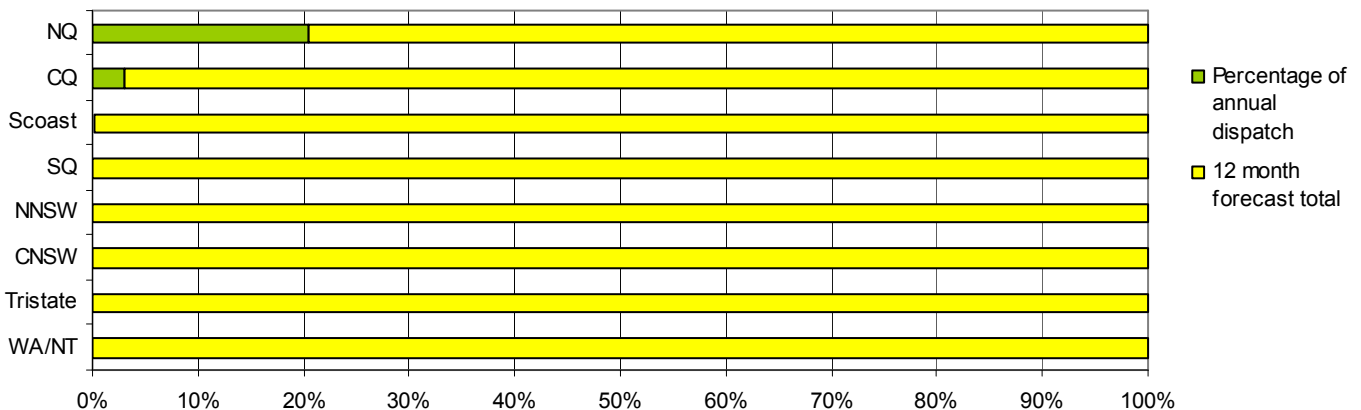
Week 10 contributors

Avocados With Altitude
 AvoLand
 Avonova
 Battistin Orchards
 Bellview Pty Ltd
 Cazzola B D & A (Hummingbird Produce)
 Coastal Avocados
 Delroy Orchards
 Donovan Avocados
 Gunnadoo Farm
 Hilltop Mareeba
 Lavers Orchards
 Lone Gum Avocados
 Mariners Rest
 Mutchilba Valley
 Natures Fruit Company
 Oasis Orchards
 One Harvest
 R & M Waterman
 Rocky Creek Orchards
 Simpsons Farms Pty Ltd
 Sunfresh
 Tinaroo Falls Avocado Trust
 Tropicado Avocados
 VP & EA Farrell
 Willow Creek Strawberries Pty Ltd
 Zanfar Pty Ltd

Forecast Data (Week 9-13)

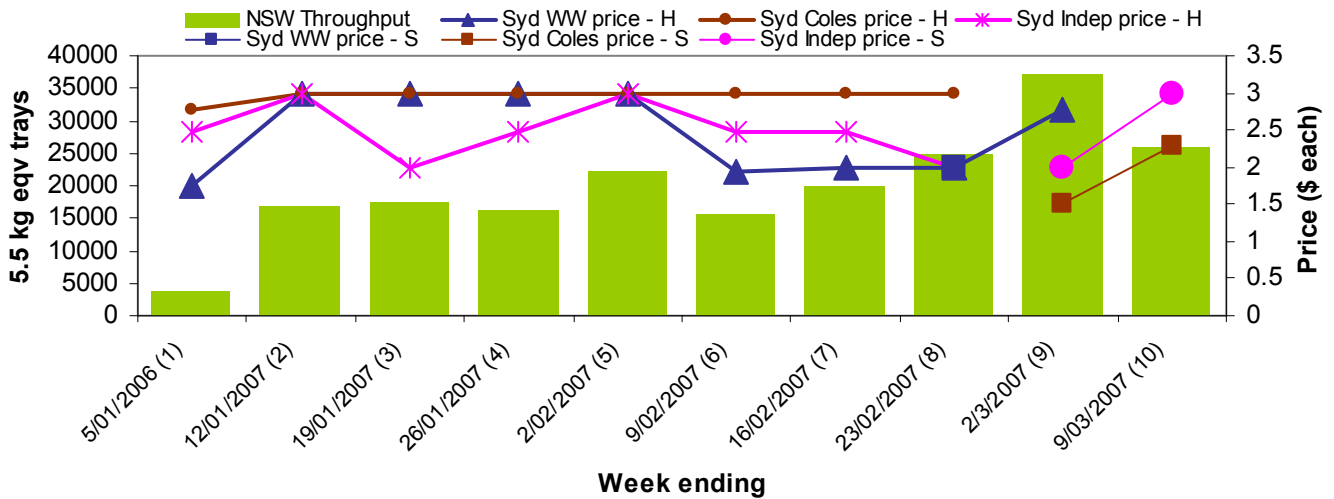
Variety	4Kg Tray	5.5kg Tray	Bulk 10Kg	P/Pk Kg	5.5Kg Eqv All Tray
	Week 10—begin 3/3/07				
Fuerte		1,200			1,200
Hass		10,820	947	3,000	12,542
Shepard		103,700	7,576	27,900	117,475
Week Total		115,720	8,523	30,900	136,835
Week 11—begin 10/3/07					
Fuerte		1,700	100		1,822
Hass		7,850	432	2,500	8,635
Pinkerton		200			200
Reed		60	8		75
Shepard		104,276	7,506	24,000	117,923
Week Total		114,086	8,046	26,500	133,533
Week 12—begin 17/3/07					
Fuerte		1,700	100		1,882
Hass		3,850	132	2,500	4,090
Shepard		104,500	7,046	30,000	117,311
Week Total		110,050	7,278	32,500	129,192
Week 13—begin 24/3/07					
Fuerte		1,700	100		1,882
Hass	2,000	6,870	380	1,500	9,015
Shepard	2,500	105,600	7,100	30,000	120,327
Week Total	4,500	114,170	7,580	31,500	136,952
Week 14—begin 31/3/07					
Fuerte		500	100		682
Hass		1,770	20	1,500	1,806
Shepard	2,500	85,000	1,820	29,000	90,127
Week Total	2,500	87,270	1,940	30,500	98,161

Percentage dispatched by region (Based on seasonal forecast - 2007)

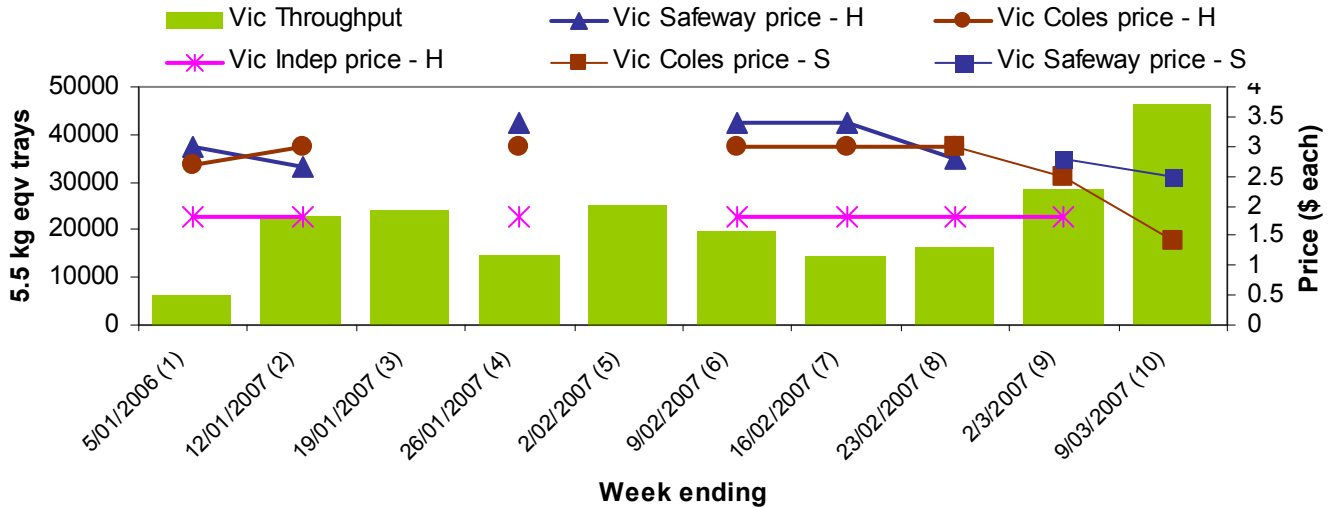


NB: H = Hass, S= Shepard

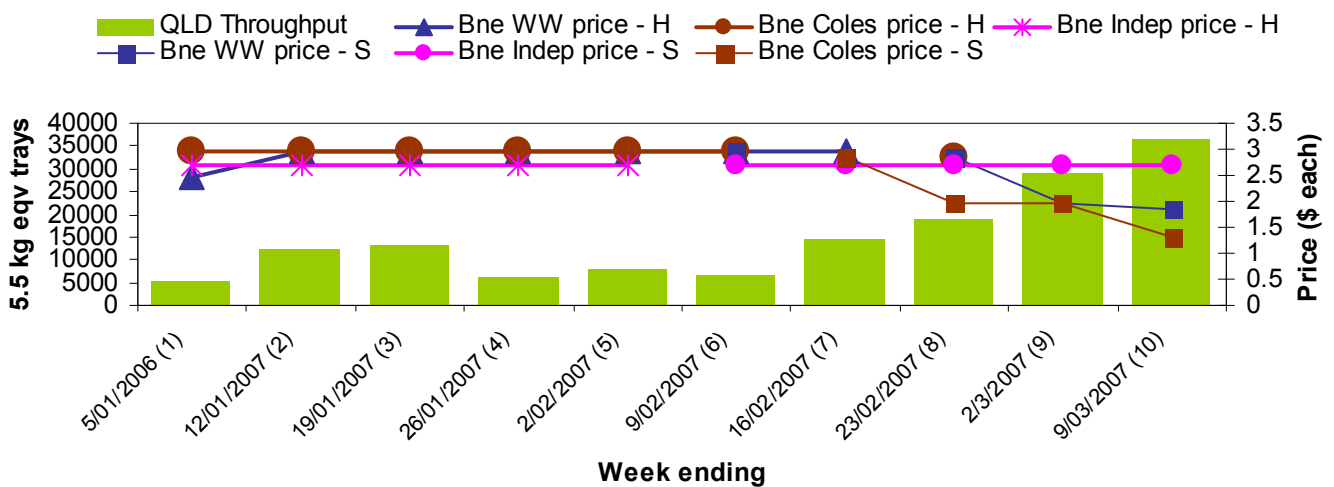
Sydney Avocado Retail Prices vs Dispatches - Destination state NSW



Melbourne Avocado Retail Prices vs Dispatches - Destination state Vic



Brisbane Avocado Retail Prices vs Dispatches - Destination state Qld



For more detailed reports please go to www.avocado.org.au and login to Infocado. Instructions on accessing reports are available in your Infocado Information kit under 'Retrieving information'

For further assistance please contact: Joanna Embry, Ph: 07 3391 2344, Email: infocado@avocado.org.au