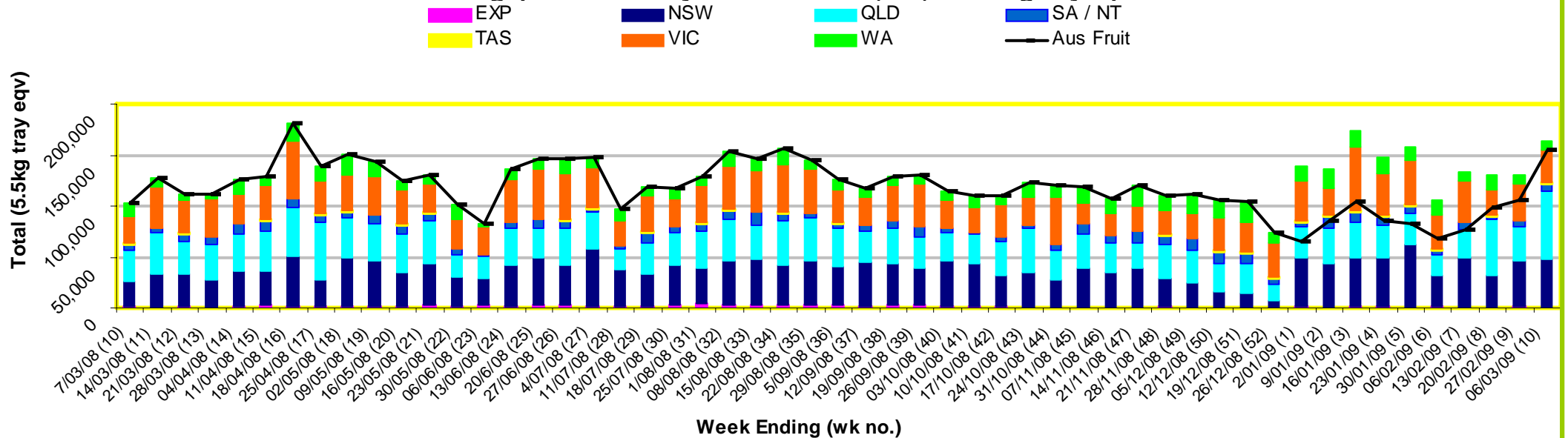


INFOCADO WEEKLY REPORT: 28th February - 6th March 2009 (Wk 10)

Industry Dispatches 28th February - 6th March 2009 (Wk 10)

Dest. State	5.5kg	5.5kg	5.5kg	5.5kg	5.5kg	5.5kg	5.5kg	5.5kg	5.5kg	5.5kg	Bulk	P/PK	Other	5.5Kg Eqv Trays All
	<16	16	18	20	22	23	25	28	28+	Total	10Kg	Kg	Kg	Total
EXP								50	549	599				599
NSW	10	605	7,977	10,204	1,398	8,141	6,051	4,603	357	39,346	3,677	4,290		46,811
QLD	46	361	5,374	6,631	831	11,708	12,551	6,537	536	44,575	10,082	17,396	2,000	66,433
SA / NT			543	611	72	2,401	1,508	120		5,255	407	9,138		7,656
TAS							1,039			1,039				1,039
VIC	363	1,721	5,545	7,259	714	3,927	2,549	2,141	16	24,235	4,145	4,664		32,619
WA	180	433	677	2,163		2,459	1,928	652	12	8,504	225			8,913
Total	599	3,120	20,116	26,868	3,015	28,636	25,626	14,103	1,470	123,553	18,536	35,488	2,000	164,071

Throughput Australian & NZ avocados by destination State
Throughput 1st January 2009 to date = 1,420,306 5.5kg tray eqv



Comments from the CEO

- As you can see in the graph above volumes of Australian (Shepard) avocados are a lot higher than this time last year and forecasts indicate that this trend will continue over the coming weeks.
- It is positive to see that Woolworths is on add in both Brisbane and Melbourne given the high volumes that are about to hit the retail floor.

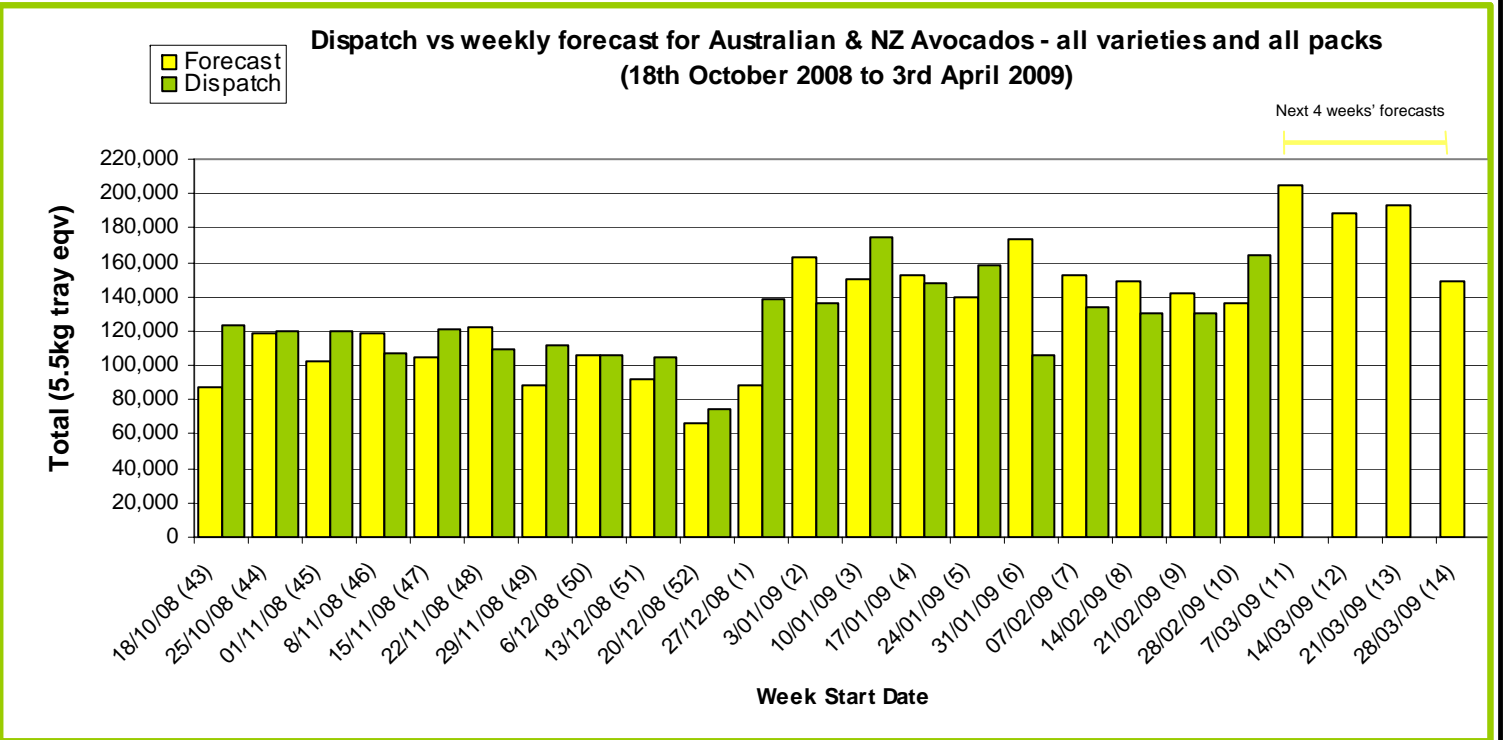


Forecast Data (Week 10 - 14)				
Variety	Trays - Total	Bulk	P/Pk	All - Total
	5.5Kg Eqv	10Kg	Kg	5.5Kg Eqv
Week 10—begin 28/02/09				
Fuerte	800	20		836
Hass	42,131	2,046	3,000	46,396
Shepard	74,809	6,700	14,000	89,536
Week Total	117,740	8,766	17,000	136,769
Week 11—begin 7/03/09				
Fuerte	1,500	40		1,573
Hass	31,084	1,230	10,000	35,138
Shepard	128,764	15,705	57,000	167,683
Week Total	161,348	16,975	67,000	204,394
Week 12 —begin 14/03/09				
Fuerte	2,000	40		2,073
Hass	26,715	1,120	3,000	29,296
Shepard	123,464	15,871	29,500	157,684
Week Total	152,179	17,031	32,500	189,053
Week 13 —begin 21/03/09				
Fuerte	1,500	40		1,573
Hass	25,965	1,050	3,000	28,419
Shepard	132,084	14,492	29,500	163,797
Week Total	159,550	15,582	32,500	193,790
Week 14 —begin 28/03/09				
Fuerte	800	20		836
Hass	14,786	1,030	3,000	17,204
Shepard	106,678	10,462	29,300	131,027
Week Total	122,264	11,512	32,300	149,068

Green shading indicates dispatch data

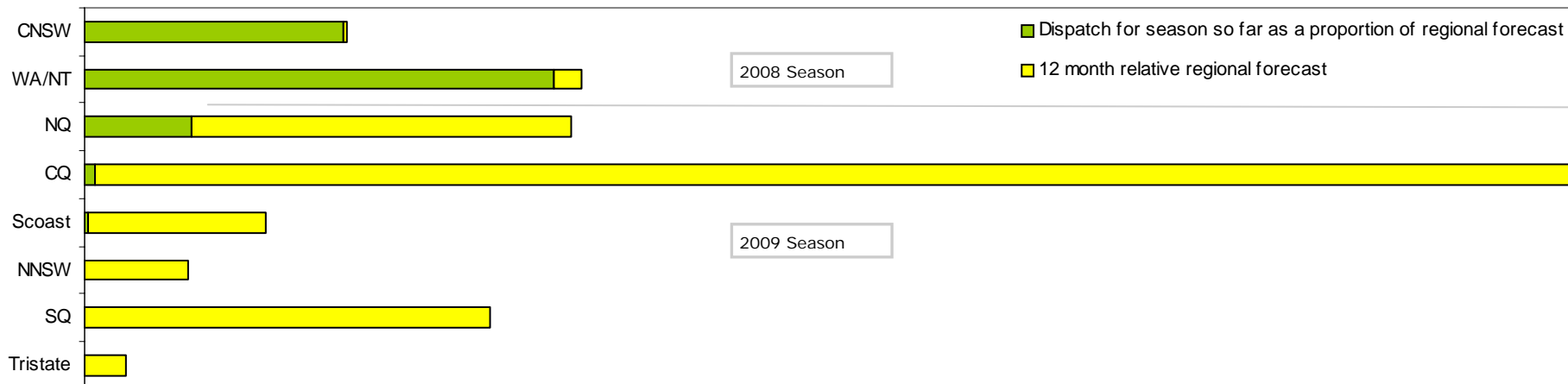
Yellow shading indicates forecast data

Dispatch Data (Week 10 - begin 28/02/09)					
Variety	Trays	Bulk	P/Pk	Other	5.5Kg Eqv
	5.5kg eqv	10Kg	Kg	Kg	Total Trays
Fuerte	602	19			637
Hass	35,452	1,162	3,000		38,110
Lamb Hass	488	21			526
Shepard	87,013	17,334	32,488	2,000	124,800
Total	123,555	18,536	35,488	2,000	164,073

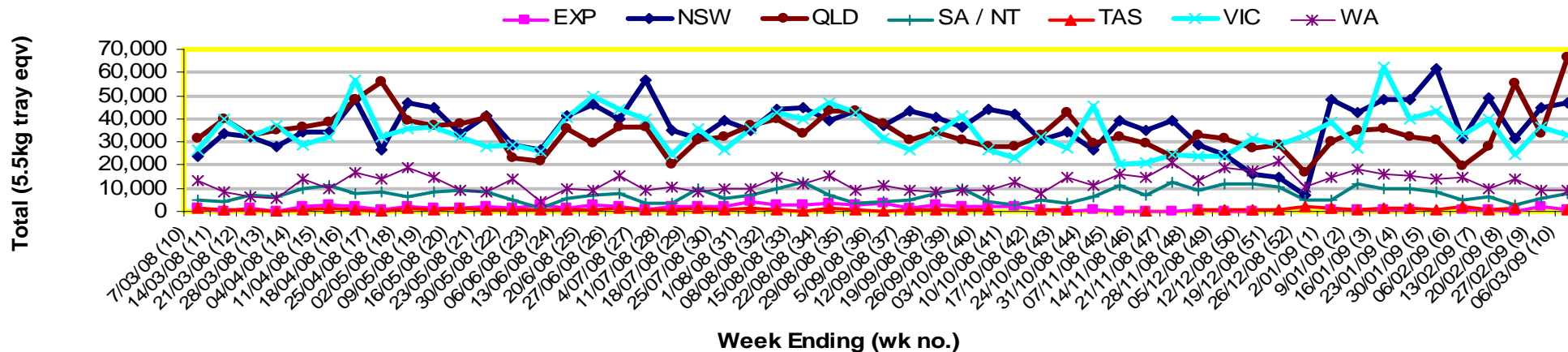


New Zealand Avocado Exports—Forecast v Import Statistics (5.5kg eqv trays) August 2008-April 2009											
Export Dest'n	Aug	Sep	Oct	Nov	Dec	Jan	Feb	Mar	Apr	Total to date	
NZ Export Forecast		26,730	177,487	319,958	378,497	304,722	122,824	6,282		1,336,500	
Australia		7,713	210,274	312,989	345,200	235,527				1,111,703	
USA											
Japan		3,920	21,563	37,519	27,534	9,600				100,135	
Total		11,633	231,837	350,508	372,734	245,127				1,211,838	

Percentage dispatched by region (Based on seasonal forecast - 2009)



Throughput Australian & NZ avocados by destination State
Throughput 1st January 2009 to date = 1,420,306 5.5kg tray eqv



Week 10 contributors - Packhouses

- | | |
|--------------------------------|-----------------------------------|
| NZ Avocado Industry Council | Natures Fruit Company |
| Avocados With Altitude Pty Ltd | R & M Waterman |
| Avonova | Simpsons Farms Pty Ltd |
| Battistin Orchards | Sunfresh |
| Blushing Acres Pty Ltd | Sunnyspot Packhouse PL |
| Delroy Orchards | SuperPak Group Pty Ltd |
| Gunnado Farm | Tinaroo Falls Avocado Trust |
| J & K Hummer | VP & EA Farrell |
| Lavers Orchards | Willow Creek Strawberries Pty Ltd |
| Lone Gum Avocados | Zanfar Pty Ltd |
| Mariners Rest | |

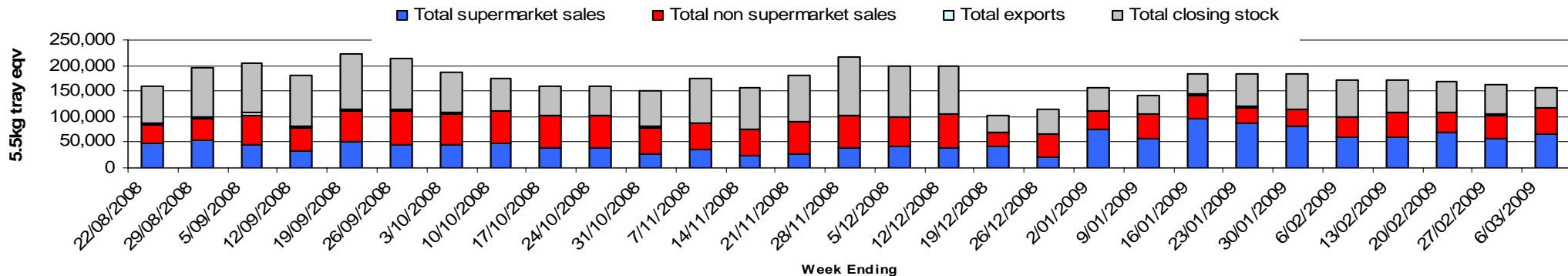
Week 10 contributors - Wholesalers

- | | |
|-----------------------------------|---------------------------------------|
| Barkers (Melbourne) | Premier Fruits Pty Ltd (Melbourne) |
| Costa Exchange Trading (Adelaide) | Quality Produce International (Perth) |
| Costa Exchange Trading (Brisbane) | Sculli & Co Pty Ltd (Melbourne) |
| Dykes Bros (Melbourne) | The La Manna Group (Adelaide) |
| Etherington (Perth) | The La Manna Group (Brisbane) |
| Mercer Mooney (Perth) | The La Manna Group (Melbourne) |
| Murray Bros (Brisbane) | United Fresh (Adelaide) |

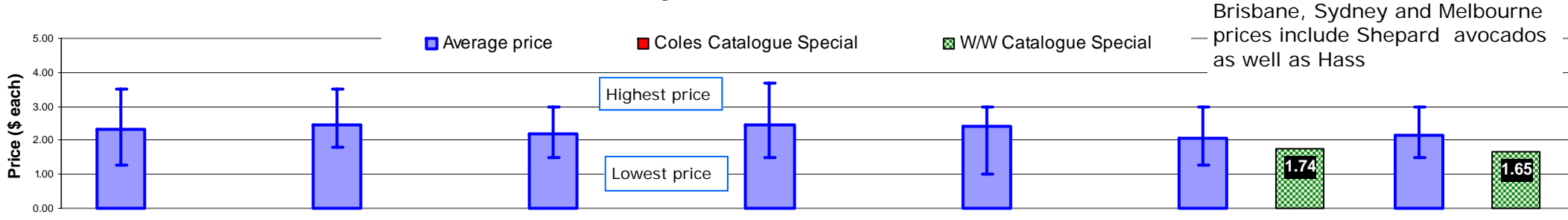
Sales Report including Direct Sales from Packhouses, Wholesale Sales and Stock on Hand at Wholesale Level

	Trays 5.5kg eqv (incl. Mod6 & P84)				Bulk 10kg Cartons				Pre-Pack Kg					Total (5.5kg eqv)							
	Hass	Shepard	Other	Total	Hass	Shepard	Other	Total	5.5kg eqv	Hass	Shepard	Other	Total	5.5kg eqv	Hass	Shepard	Other	Total			
NSW																					
Total supermarket sales																					
Total non supermarket sales																					
Total exports																					
Total sales	2,022	9,085		11,107			88		88	160			4,290		4,290	780	2,022	10,025	12,047		
Total stock on hand																					
QLD																					
Total supermarket sales	7,330	20,071		27,401			2,665		2,665	4,845			16,496		16,496	2,999	7,330	27,915	35,245		
Total non supermarket sales	19,543	3,348		22,891	8		682		690	1,255	32			32		6	19,563	4,588	24,151		
Total exports		599		599														599	599		
Total sales	26,873	24,018		50,891	8		3,347		3,355	6,100	32		16,496		16,528	3,005	26,893	33,102	59,996		
Total stock on hand	12,998	3,580		16,578			553		553	1,005	27			27		5	13,003	4,586	17,589		
SA & TAS																					
Total supermarket sales	2,128	119	36	2,283									3,000	6,138	9,138	1,661	2,673	1,235	36	3,944	
Total non supermarket sales	3,784	4	114	3,902	732				732	1,331							5,115	4	114	5,233	
Total exports																					
Total sales	5,912	123	150	6,185	732				732	1,331			3,000	6,138	9,138	1,661	7,788	1,239	150	9,177	
Total stock on hand #	4,474	4,334	34	8,842	751				751	1,365							5,839	4,334	34	10,208	
VIC																					
Total supermarket sales	3,454	6,950		10,404									4,488		4,488	816	3,454	7,766		11,220	
Total non supermarket sales	12,205	1,541		13,746	671				671	1,220							13,425	1,541		14,966	
Total exports																					
Total sales	15,659	8,491		24,149	671				671	1,220			4,488		4,488	816	16,879	9,307		26,185	
Total stock on hand		1,050		1,050	2,305				2,305	4,191							2,305	1,050		3,355	
WA																					
Total supermarket sales	4,318			4,318	469				469	853							5,171			5,171	
Total non supermarket sales	3,955			3,955	50				50	91							4,046			4,046	
Total exports																					
Total sales	8,273			8,273	519				519	944							9,217			9,217	
Total stock on hand #	8,532			8,532	273				273	496							9,029			9,029	
TOTAL																					
Total supermarket sales	19,252	36,224	36	55,512	469		2,753		3,222	5,858			3,000	31,412	34,412	6,257	20,651	46,941	36	67,627	
Total non supermarket sales	39,487	4,893	114	44,494	1,461		682		2,143	3,896			32		32	6	42,149	6,133	114	48,396	
Total exports		599		599															599		599
Total sales	58,739	41,716	150	100,605	1,930		3,435		5,365	9,755			3,032	31,412	34,444	6,263	62,799	53,673	150	116,622	
Total stock on hand	24,036	8,964	34	33,035	3,329		553		3,882	7,058			27		27	5	30,094	9,970	34	40,098	

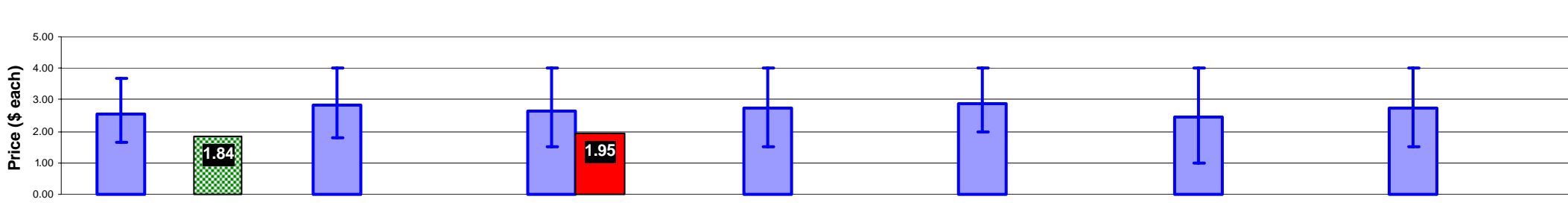
Weekly National Sales



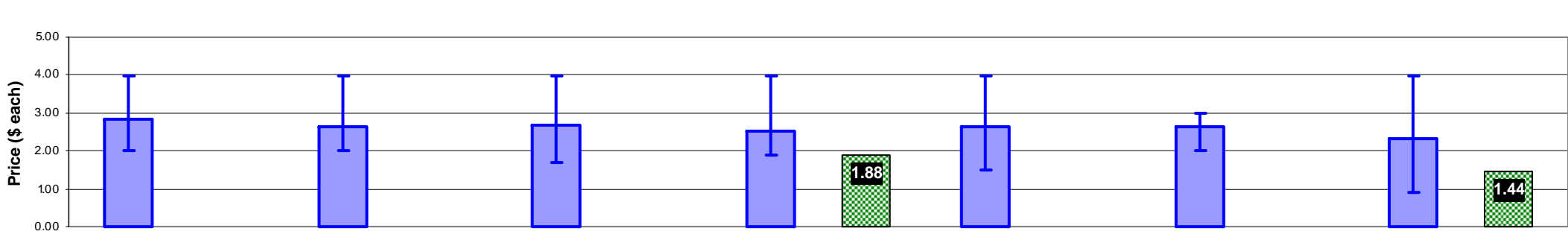
Average Avocado Retail Prices - Brisbane



Average Avocado Retail Prices - Sydney



Average Avocado Retail Prices - Melbourne



Average Avocado Retail Prices - Perth

