



INFOCADO WEEKLY REPORT

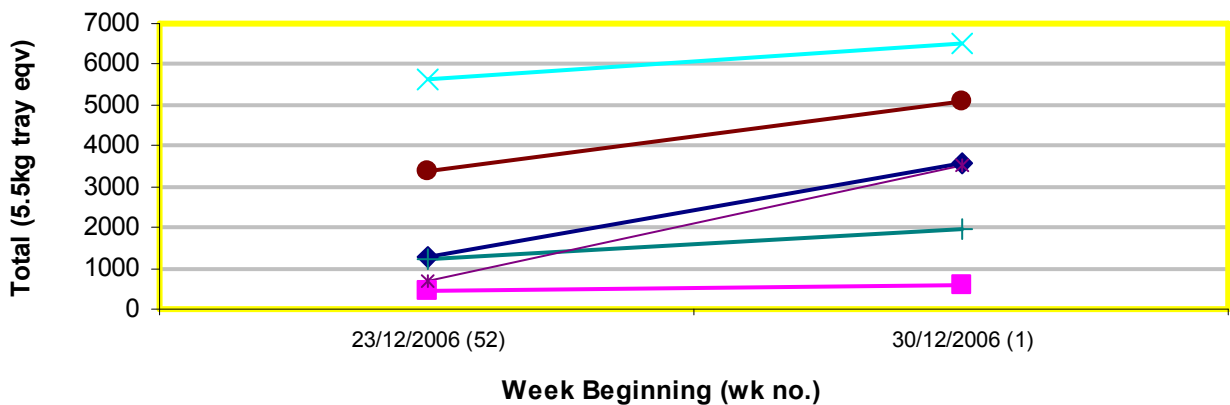
30th December to 5th January 2007 (Wk 1)

Industry Dispatches 30th December to 5th January (wk 1)												
Dest. State	5.5Kg	5.5Kg	5.5Kg	5.5Kg	5.5Kg	5.5Kg	5.5Kg	5.5Kg	5.5Kg	5.5Kg	Bulk	5.5Kg Eqv Trays All
	<16	16	18	20	22	23	25	28	28+	Total	10Kg	Total
EXP				20					420		72	571
NSW	2	98	192	497		454	441	456	106	2,246	729	3,571
QLD	104	64	91	194	23	540	696	763	51	2,526	1,414	5,097
SA / NT	179	97	123	274		278	387	459		1,797	102	1,982
VIC	185	399	546	1,352	4	1,073	586	975	1	5,121	763	6,508
WA		94	215	479		676	585	676	52	2,777	414	3,530
Total	470	752	1,167	2,816	27	3,021	2,695	3,749	210	14,907	3,494	21,260

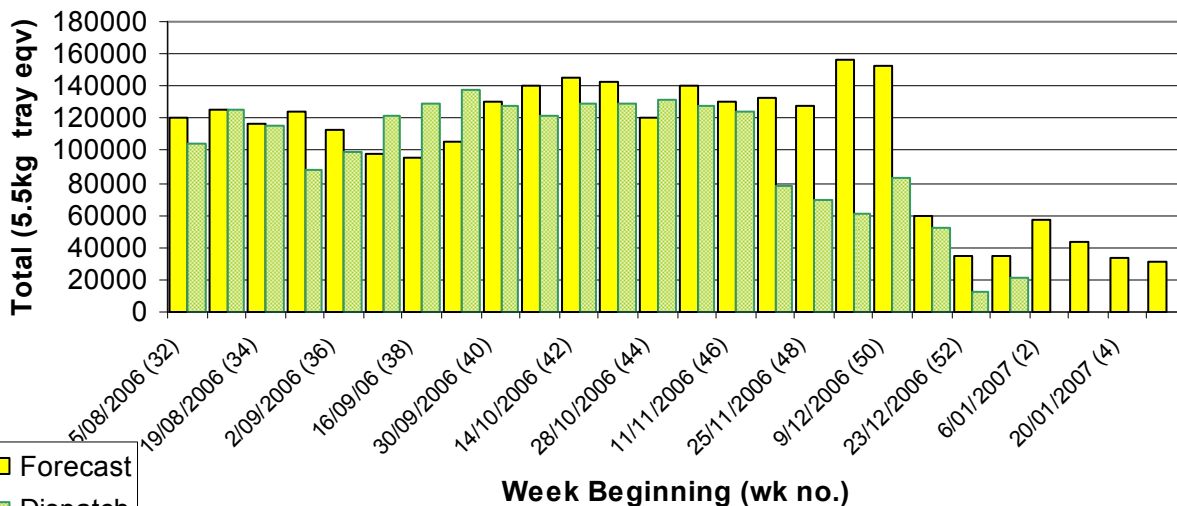
Throughput by Destination State

Throughput 1st January to date = 21,260 5.5kg tray eqv

















EXP NSW QLD SA / NT TAS VIC WA



Dispatch vs weekly forecast for all varieties and all packs (5th August 2006 to 3rd February 2007)



Major Capital City Weather Report – week ahead

City	Thu	Fri	Sat	Sun	Public Hols	Upcoming school Hols
Brisbane	 29°	 31°	 31°	 26°	Australia Day 26 Jan	16 th Dec – 28 th Jan
Melbourne	 36°	 25°	 25°	 27°	Australia Day 26 Jan	22 nd Dec—29 th Jan
Perth	 26°	 32°	 38°	 40°	Australia Day 26 Jan	15 th Dec – 30 th Jan
Sydney	 29°	 31°	 27°	 23°	Australia Day 26 Jan	22 nd Dec – 28 th Jan

Dispatch Data (Week 1—begin 30/12/06)

Variety	5.5Kg Eqv Trays	Bulk	5.5Kg Eqv Trays All
	Total	10Kg	Total
Gwen	607	58	712
Hass	13,390	3,373	19,523
Lamb Hass	530	42	606
Reed	380	21	418
Grand	14,907	3,494	21,260

Week 1 contributors

Avonova
 C F Fechner
 Chinoola Orchards
 Chislett Developments Pty Ltd
 Coastal Avocados
 Hilltop Mareeba
 KV & JM Lehmann
 Mariners Rest
 Merrinee Farms
 Midcoast Avocados
 Natures Fruit Company
 Sunfresh
 Tam MT Farm Management
 Trevor Brennan
 VP & EA Farrell
 West Aussie Avos
 WJ Row

Forecast Data (Week 1-5)

Variety	5.5Kg	Bulk	Other	P/Pk	5.5Kg Eqv All
	Tray	10Kg	Kg	Kg	Tray
Week 1—begin 30/12/06					
Gwen	740	160			1,031
Hass	23,200	3,331	500	5,574	29,347
Lamb Hass	575	65			693
Reed	1,600	590			2,673
Week Total	26,115	4,146	500	5,574	34,758
Week 2—begin 6/1/07					
Gwen	1,050	70			1,177
Hass	37,900	8,321	500	4,900	53,120
Lamb Hass	640	80			785
Reed	600	90			764
Week Total	40,190	8,561	500	4,900	56,737
Week 3—begin 13/1/07					
Gwen	850	60			959
Hass	29,050	5,761	100	4,000	39,543
Lamb Hass	525	65			643
Reed	1,400	90			1,564
Wurtz	100				100
Week Total	31,925	5,976	100	4,000	43,536
Week 4—begin 20/1/07					
Gwen	850	60			959
Hass	21,400	4,855		1,800	30,227
Reed	1,700	100			1,882
Week Total	23,950	5,015		1,800	33,395
Week 5—begin 27/1/07					
Hass	19,270	4,655		1,800	27,734
Reed	2,500	60			2,609
Week Total	21,770	4,715		1,800	30,670

For more detailed reports please go to www.avocado.org.au and login to Infocado. Instructions on accessing reports are available in your Infocado Information kit under 'Retrieving information'

For further assistance please contact: Joanna Embry,
 Ph: 07 3391 2344, Email: infocado@avocado.org.au

You may wish to print a copy of this report and insert it into the 'reports' section of your Infocado Information Kit