



INFOCADO WEEKLY REPORT

17th to 23rd March 2007 (Wk 12)

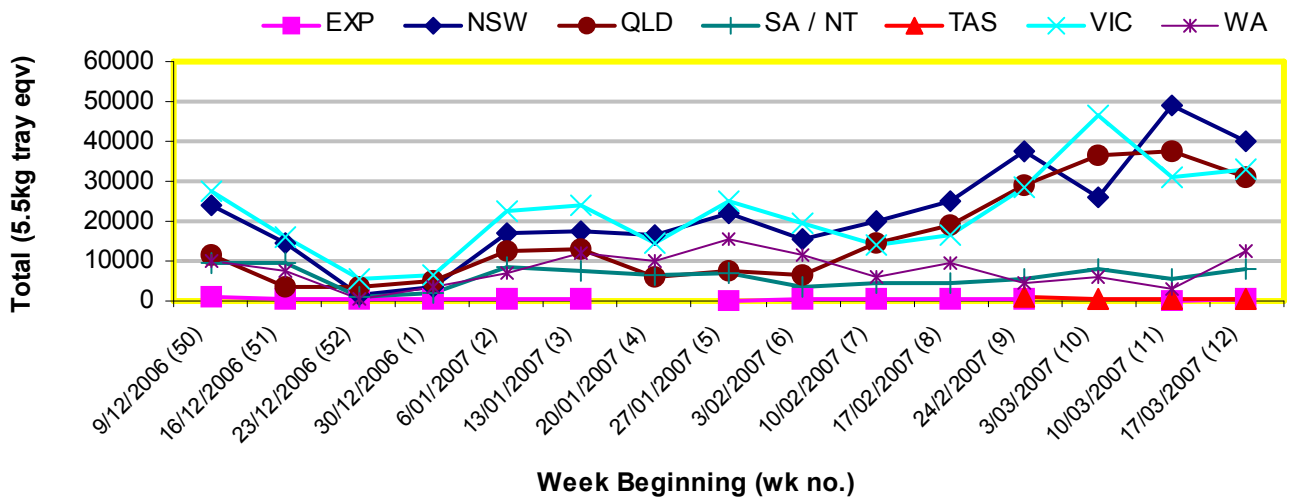
Green shading indicates dispatch data

Yellow shading indicates forecast data

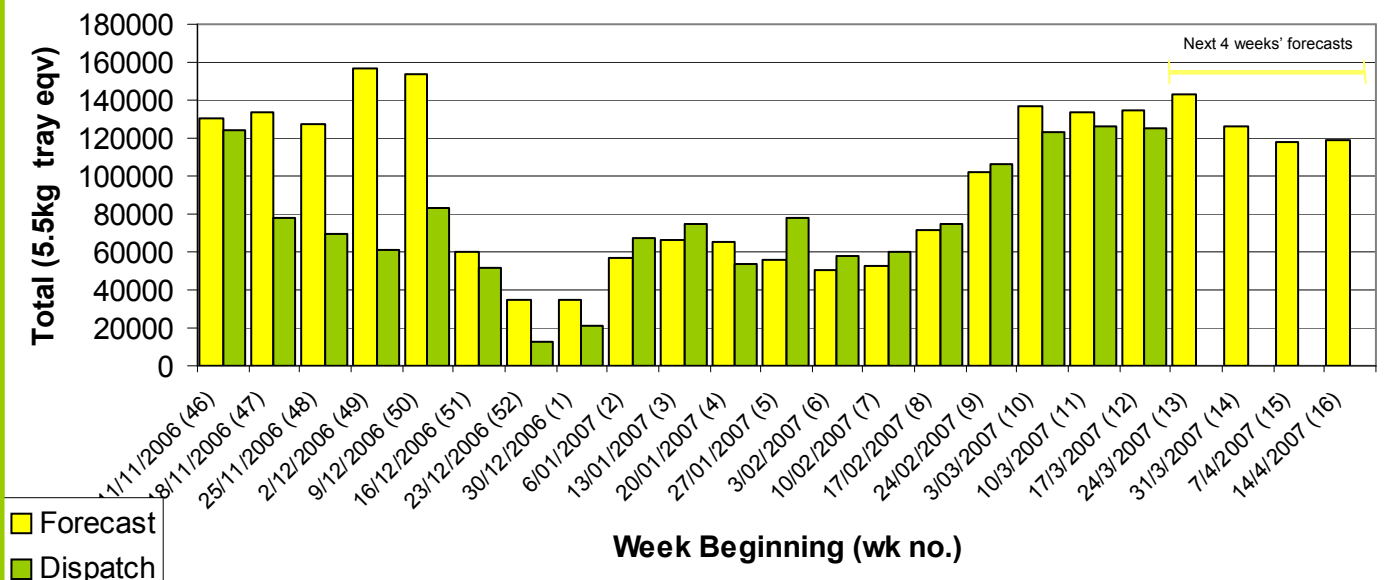
Industry Dispatches 17th to 23rd March (wk 12)

Dest. State	5.5Kg									5.5Kg Total	Bulk 10Kg	Oil Kg	P/PK Kg	5.5Kg Eqv Trays All Total
	<16	16	18	20	22	23	25	28	28+					
Exp									288	288				288
NSW	32	224	1,573	9,012	4,156	3,375	4,372	3,729	19	26,499	5,462		19,690	40,010
QLD		231	76	1,032	2,037	5,415	8,474	3,391	1	20,657	3,789	77	16,648	31,002
SA/NT		91	205	127	1	759	3,920	174		5,277	812		8,096	8,225
TAS								432		432				432
VIC	61	144	1,222	7,714	1,102	6,365	5,935	2,337	107	24,987	2,770	40	16,176	32,972
WA	81	254	309	1,694	137	4,067	3,018	464	33	10,057	957		5,140	12,732
Total	174	944	3,385	19,579	7,433	19,981	26,158	10,383	160	88,197	13,790	117	65,750	125,660

Throughput Australian avocados by destination State Throughput 1st January 2007 to date = 981,715 5.5kg tray eqv



Dispatch vs weekly forecast for all varieties and all packs (11th November 2006 to 20th April 2007)



Major Capital City Weather Report – week ahead

City	Tue	Wed	Thu	Fri	Public Hols	Upcoming school Hols
Brisbane	26°	27°	28°	31°	Easter—April 6 to 9	6th to 16th April
Melbourne	28°	25°	20°	18°	Easter — April 6 to 9	31st March to 15th April
Perth	21°	23°	26°	29°	Easter —April 6 to 9	5th April to 22nd April
Sydney	23°	25°	27°	22°	Easter—April 6 to 9	6th April to 22nd April

Dispatch Data (Week 12—begin 17/3/07)

Variety	5.5Kg Eqv Trays	Bulk	Oil	Other	P/PK	5.5Kg Eqv Trays
	Total	10Kg	Kg	Kg	Kg	Total
Fuerte	2,086	254	40	0	0	2,555
Hass	8,646	841	0	0	2,500	10,630
Shepard	77,465	12,695	77	2,280	63,250	112,475
Total	88,197	13,790	117	2,280	65,750	125,660

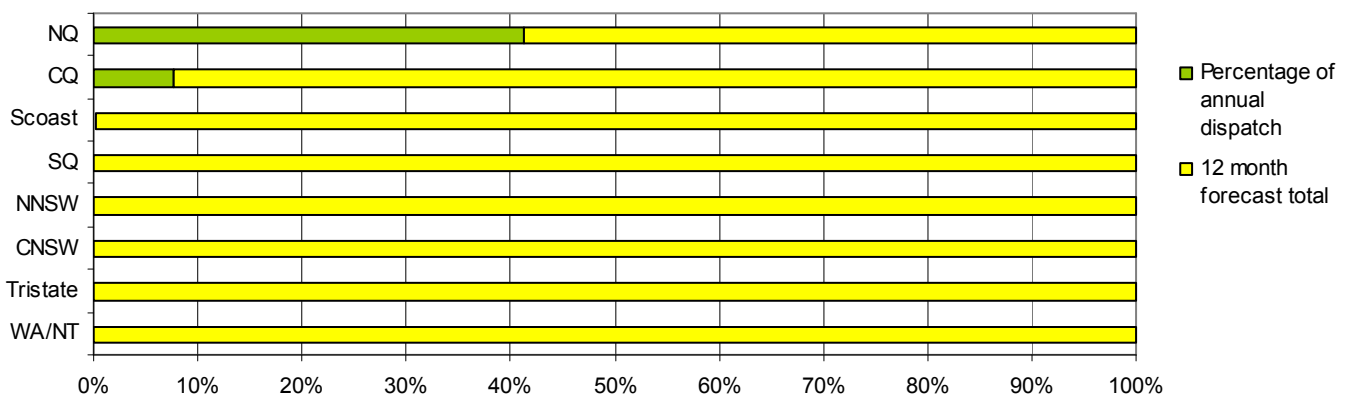
Forecast Data (Week 12-16)

Variety	5.5Kg Tray	Bulk 10Kg	P/Pk Kg	Proc Kg	5.5Kg Eqv All Tray
	Week 12—begin 17/3/07				
Fuerte	1,700	100			1,882
Hass	5,250	256	1,500		5,715
Shepard	103,400	7,192	58,000		116,476
Week Total	110,350	7,548	59,500		134,892
Week 13—begin 24/3/07					
Fuerte	2,150	320		100	2,750
Hass	14,416	1,343	1,500		16,858
Shepard	103,417	6,930	29,000		117,835
Week Total	119,983	8,593	30,500	100	142,988
Week 14—begin 31/3/07					
Fuerte	1,750	250		100	2,223
Hass	16,000	844	1,500		17,535
Shepard	89,200	3,025	52,000		96,518
Week Total	106,950	4,119	53,500	100	126,003
Week 15—begin 7/4/07					
Fuerte	3,100	405		100	3,855
Hass	23,450	1,524	1,500	2,000	26,584
Shepard	78,300	1,425	35,000		80,891
Week Total	104,850	3,354	36,500	2,100	117,966
Week 16—begin 14/4/07					
Fuerte	2,600	350		100	3,255
Hass	33,230	1,704	1,500	2,000	36,692
Shepard	72,000	375	34,500		72,682
Week Total	107,830	2,429	36,000	2,100	119,174

Week 12 contributors

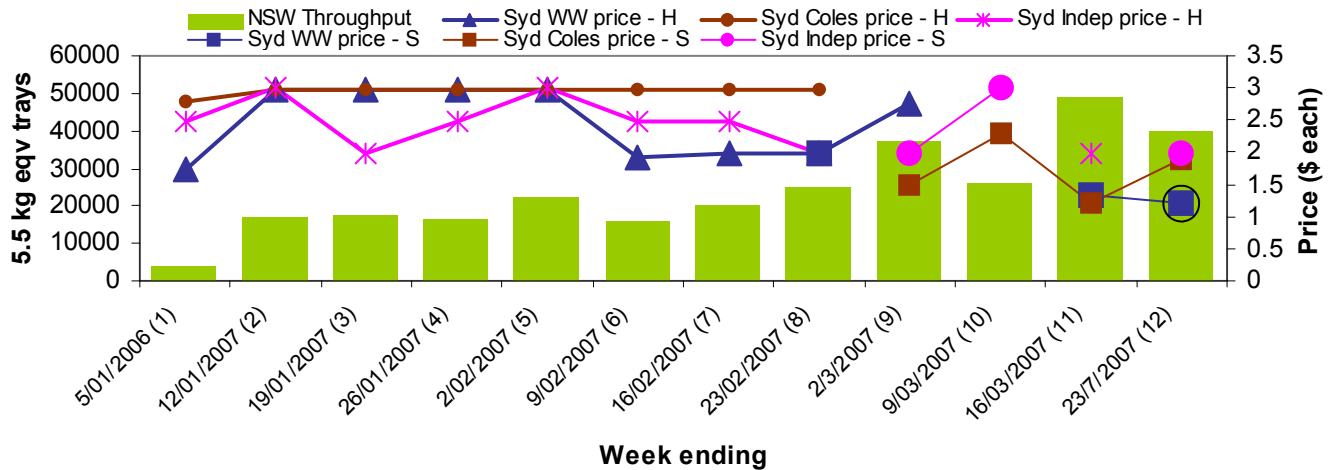
Avocados With Altitude
 Avonova
 Battistin Orchards
 Bellview Pty Ltd
 Coastal Avocados
 Delroy Orchards
 DJ Tottenham
 Donovan Avocados
 G & C Christensen
 G & R Ernest
 Gunnadoo Farm
 ID & AM Leighton
 J & K Hummer
 JC & SK Smythe
 Lavers Orchards
 Mariners Rest
 Natures Fruit Company
 One Harvest
 R & M Waterman
 Rocky Creek Orchards
 Simpsons Farms Pty Ltd
 Sunfresh
 Tinaroo Falls Avocado Trust
 Tropicado Avocados
 VP & EA Farrell
 Willow Creek Strawberries Pty Ltd
 Zanfar Pty Ltd

Percentage dispatched by region (Based on seasonal forecast - 2007)

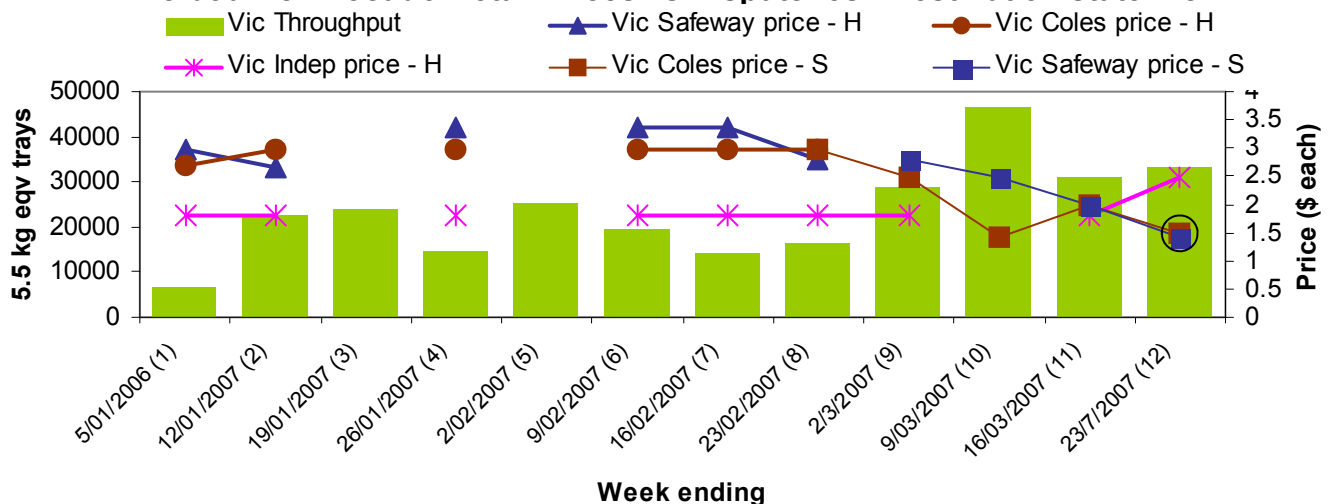


NB: H = Hass, S = Shepard, ○ = store special

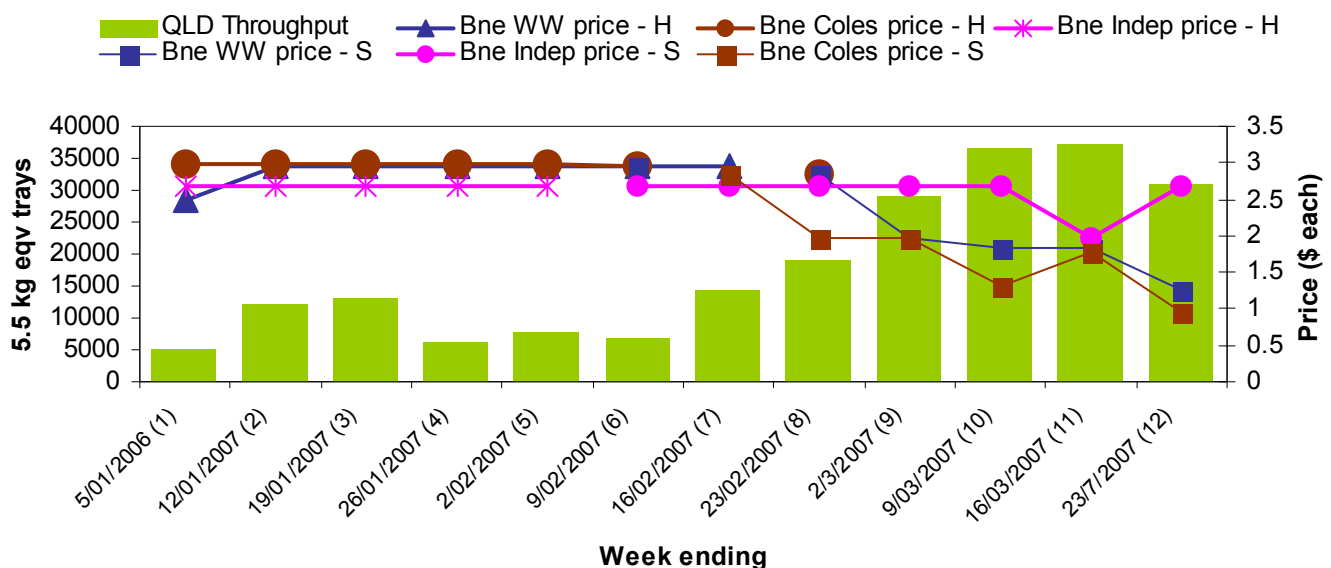
Sydney Avocado Retail Prices vs Dispatches - Destination state NSW



Melbourne Avocado Retail Prices vs Dispatches - Destination state Vic



Brisbane Avocado Retail Prices vs Dispatches - Destination state Qld



For more detailed reports please go to www.avocado.org.au and login to Infocado. Instructions on accessing reports are available in your Infocado Information kit under 'Retrieving information'

For further assistance please contact: Joanna Embry, Ph: 07 3391 2344, Email: infocado@avocado.org.au