



INFOCADO WEEKLY REPORT

24th to 30th March 2007 (Wk 13)

Green shading indicates dispatch data

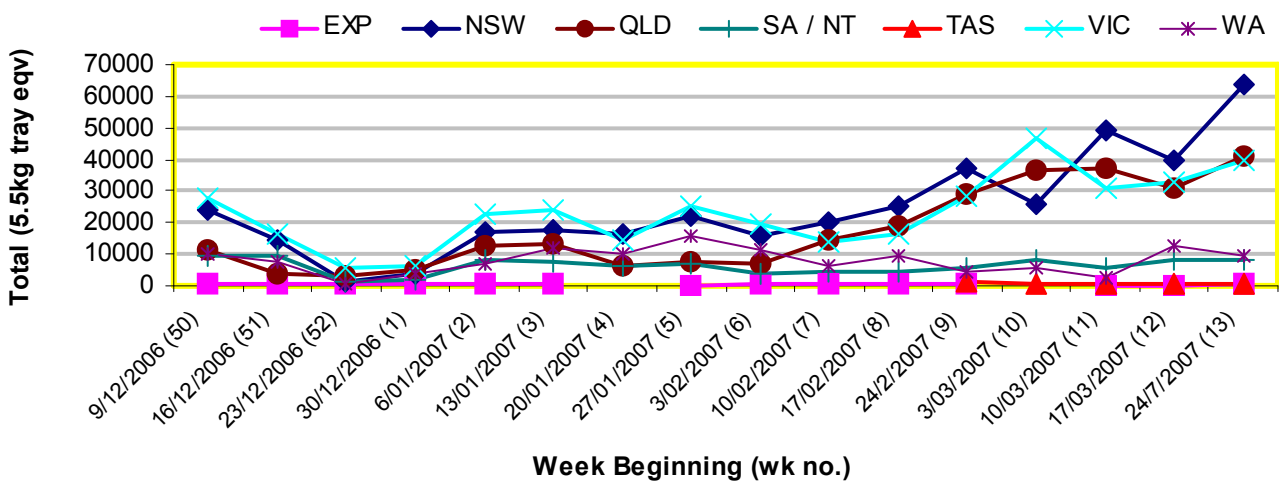
Yellow shading indicates forecast data

Industry Dispatches 24th to 30th March (wk 13)

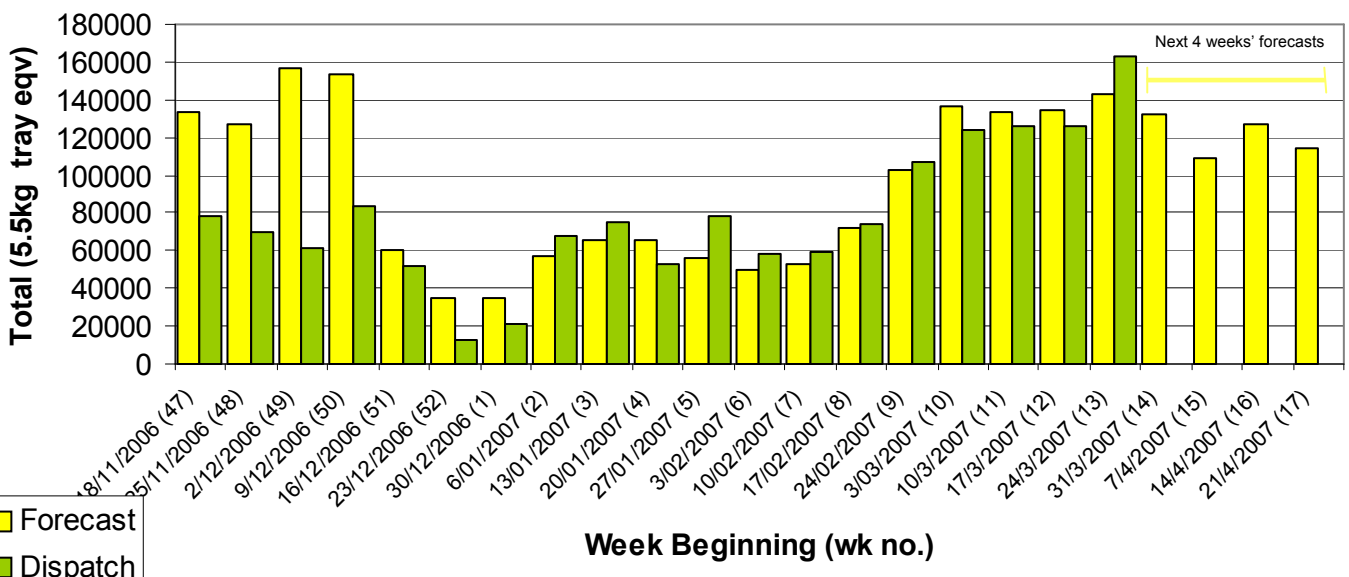
Dest. State	5.5Kg	5.5Kg	5.5Kg	5.5Kg	5.5Kg	5.5Kg	5.5Kg	5.5Kg	5.5Kg	5.5Kg	Bulk	Other	P/PK	Proc	5.5Kg Eqv Trays All
	<16	16	18	20	22	23	25	28	28+	Total	10Kg	Kg	Kg	Kg	Total
Exp								365	119	484					484
NSW	31	959	3,534	15,751	7,216	8,385	8,692	3,010	451	48,029	5,548		29,106		63,408
QLD		133	599	1,347	3,233	3,363	5,912	11,232		25,819	4,961	1,520	24,516	8,015	41,030
SA/NT		54	119	520	370	1,060	4,945	489		7,557	176		2,508		8,333
TAS							864			864					8647
VIC	7	864	2,213	11,609	4,412	5,225	4,271	2,071	271	30,943	3,249		16,522		39,854
WA	12	67	129	654	34	2,485	3,079	401	30	6,891	839		5,720		9,456
Total	50	2,077	6,594	29,881	15,265	20,518	27,763	17,568	871	120,587	14,773	1,520	78,372	8,015	163,430

Throughput Australian avocados by destination State

Throughput 1st January 2007 to date = 1,145,145 5.5kg tray equiv



Dispatch vs weekly forecast for all varieties and all packs (18th November 2006 to 28th April 2007)



Major Capital City Weather Report – week ahead

City	Tue	Wed	Thu	Fri	Public Hols	Upcoming school Hols
Brisbane	29°	29°	29°	28°	Easter—April 6 to 9	6th to 16th April
Melbourne	21°	22°	19°	19°	Easter — April 6 to 9	31st March to 15th April
Perth	31°	33°	33°	29°	Easter —April 6 to 9	5th April to 22nd April
Sydney	25°	22°	23°	21°	Easter—April 6 to 9	6th April to 22nd April

Dispatch Data (Week 13—begin 24/3/07)

Variety	5.5Kg Eqv Trays	Bulk	Other	P/PK	Proc	5.5Kg Eqv Trays
	Total	10Kg	Kg	Kg	Kg	Total
Fuerte	2,043	496				2,945
Hass	27,234	1,497		2,200	4,233	31,125
Shepard	91,310	12,780	1,520	76,172	3,782	129,360
Total	120,587	14,773	1,520	78,372	8,015	163,430

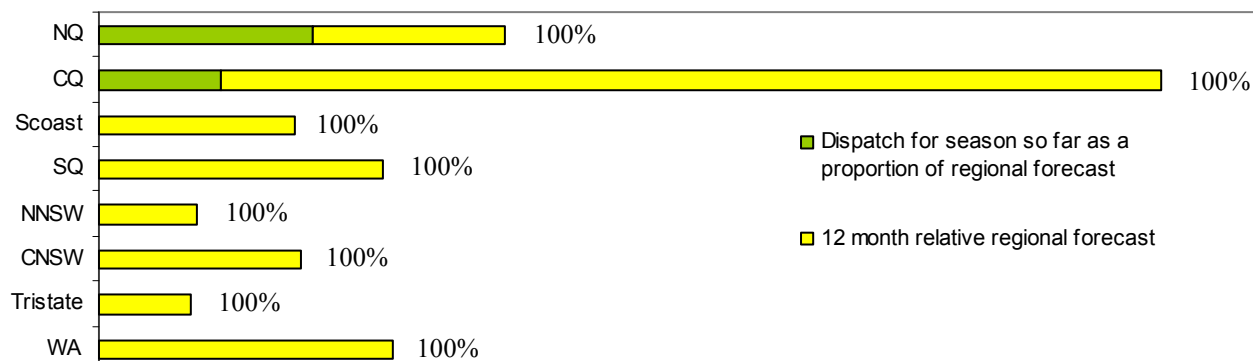
Week 13 contributors

Avocados With Altitude
 Delroy Orchards
 Donovan Avocados
 Gunnadoo Farm
 Hilltop Mareeba
 JC & SK Smythe
 Lavers Orchards
 Mariners Rest
 Natures Fruit Company
 Oasis Orchards
 One Harvest
 R & M Waterman
 Simpsons Farms Pty Ltd
 Sunfresh
 Tinaroo Falls Avocado Trust
 Tropicado Avocados
 VP & EA Farrell
 Willow Creek Strawberries Pty Ltd

Forecast Data (Week 13-17)

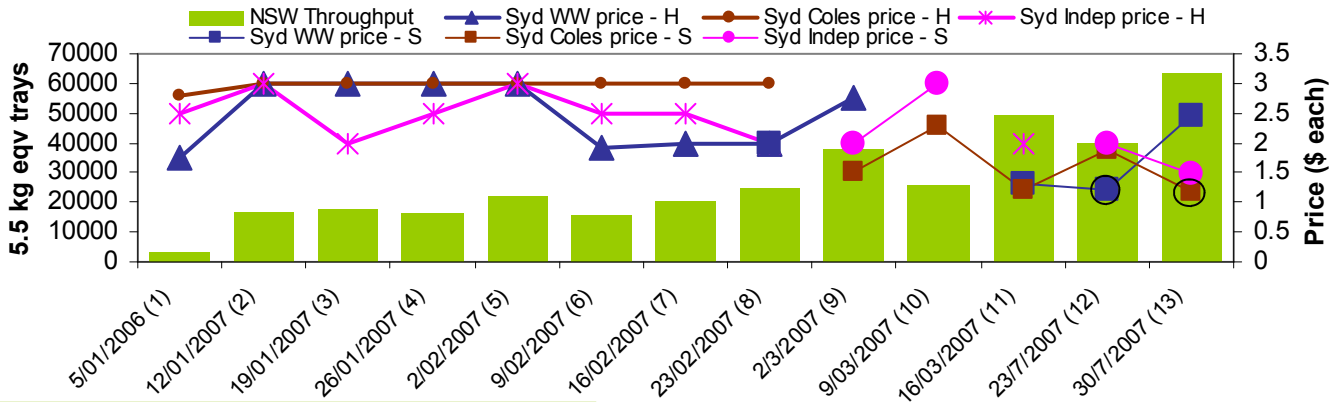
Variety	Tray	Bulk	P/Pk	Proc	5.5Kg Eqv All
	5.5Kg eqv	10Kg	Kg	Kg	Tray
Week 13—begin 24/3/07					
Fuerte	2,150	320		100	2,750
Hass	14,416	1,343	1,500		16,858
Shepard	105,235	6,930	29,000		117,835
Week Total	121,801	8,593	30,500	100	142,988
Week 14—begin 31/3/07					
Fuerte	1,750	250		100	2,223
Hass	16,253	1,220			18,471
Shepard	93,518	5,025	52,000		102,655
Week Total	111,521	6,495	52,000	100	132,803
Week 15—begin 7/4/07					
Fuerte	3,350	405			4,086
Hass	28,654	1,668	1,500	2,000	32,050
Sharwil	1,500				1,500
Shepard	61,800	1,425	35,000		64,391
Week Total	95,304	3,498	36,500	2,000	108,664
Week 16—begin 14/4/07					
Fuerte	3,000	350			3,636
Hass	39,654	2,348	1,500	2,000	44,287
Shepard	72,000	375	34,500		72,682
Week Total	114,654	3,073	36,000	2,000	127,150
Week 17—begin 21/4/07					
Fuerte	1,750	100			1,932
Hass	41,250	2,084		4,000	45,766
Shepard	61,500	100	30,000		61,682
Week Total	104,500	2,284	30,000	4,000	114,835

Percentage dispatched by region (Based on 2007 seasonal forecast - as at Dec 2006)



NB: H = Hass, S= Shepard, ○ = catalogue special □ = store special

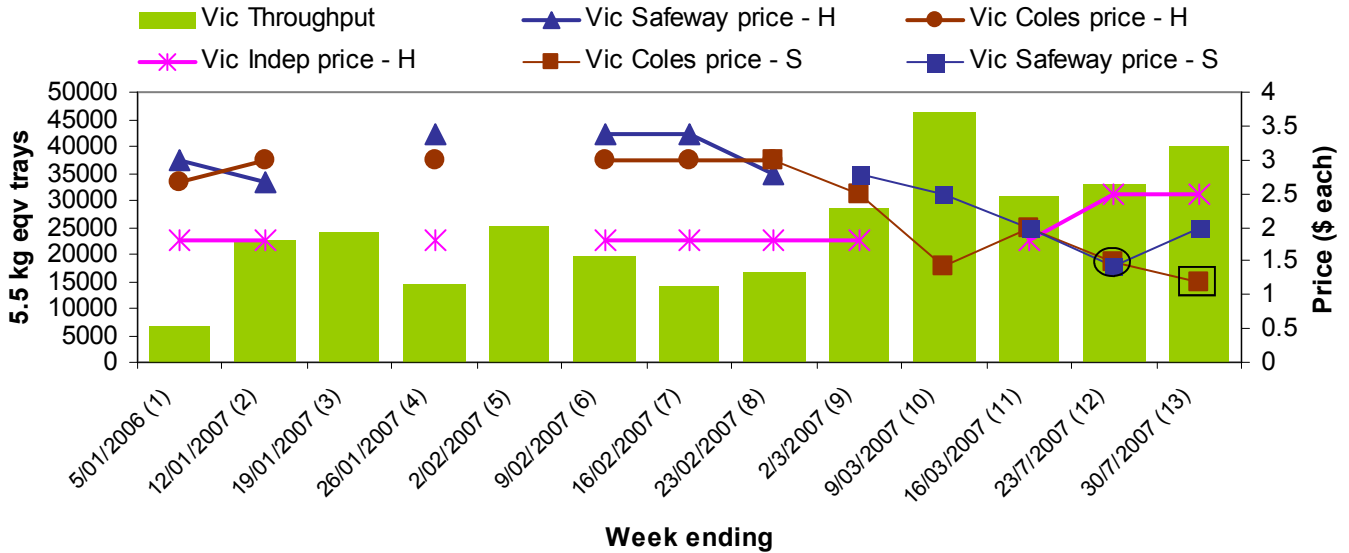
Sydney Avocado Retail Prices vs Dispatches - Destination state NSW



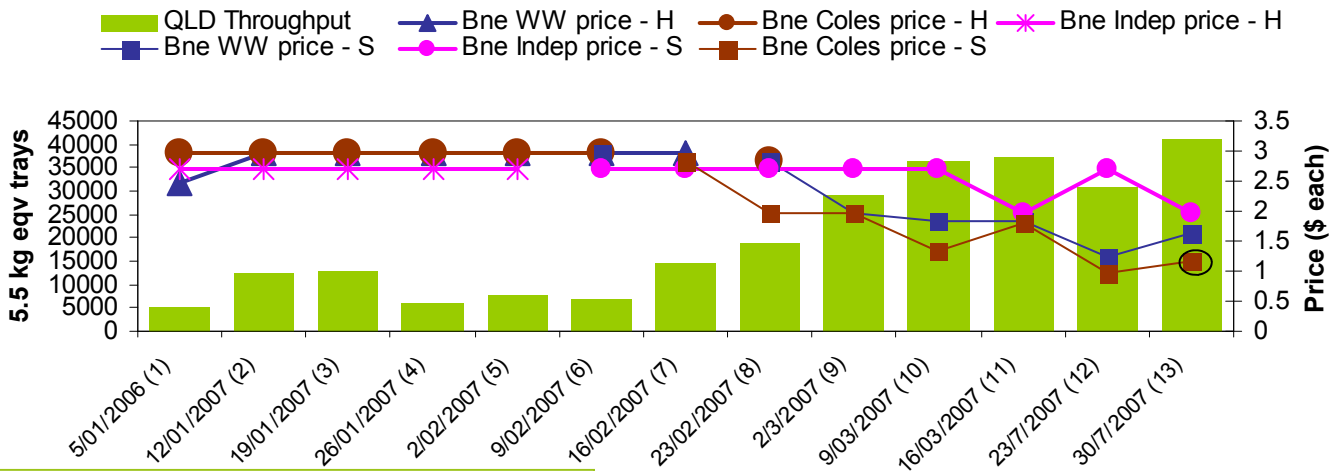
This week also:
Woolworths catalogue special: Shepard 4pce prepaks \$2.75

Week ending

Melbourne Avocado Retail Prices vs Dispatches - Destination state Vic



Brisbane Avocado Retail Prices vs Dispatches - Destination state Qld



This week also:
Woolworths catalogue special: Shepard 4pce prepaks \$2.75

Week ending

For more detailed reports please go to www.avocado.org.au and login to Infocado. Instructions on accessing reports are available in your Infocado Information kit under 'Retrieving information'

For further assistance please contact: Joanna Embry, Ph: 07 3391 2344, Email: infocado@avocado.org.au