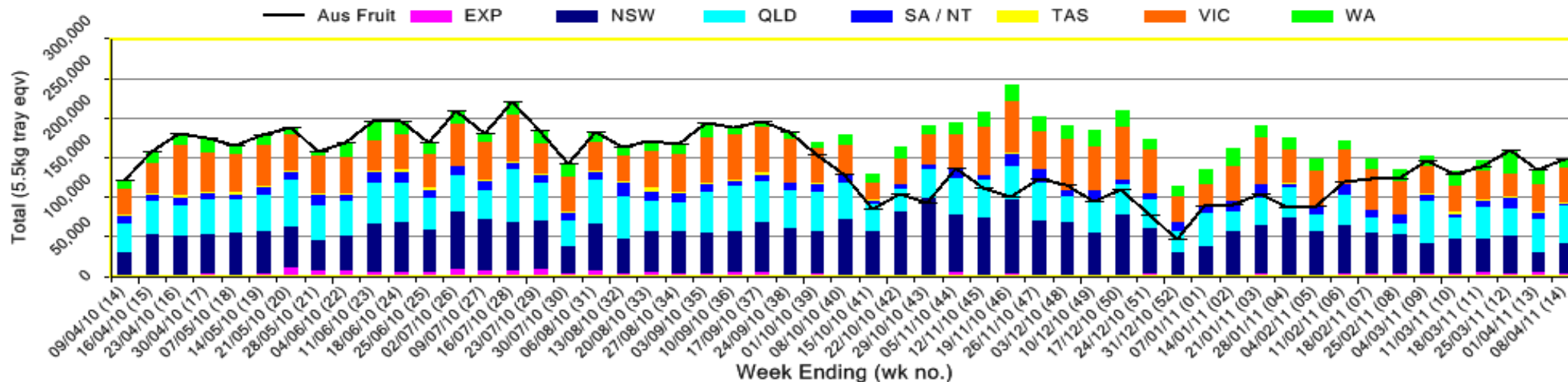


# INFOCADO WEEKLY REPORT: 2nd - 8th April 2011 (Wk 14)

Industry Dispatches By Destination State and Count Size : 2nd April - 8th April 2011 (Wk 14)

| Dest. State  | 5.5kg        | 5.5kg        | 5.5kg         | 5.5kg         | 5.5kg        | 5.5kg         | 5.5kg         | 5.5kg         | 5.5kg        | Trays - Total  | Bulk          | P/PK          | Proc         | Other        | 5.5Kg Eqv Trays All |
|--------------|--------------|--------------|---------------|---------------|--------------|---------------|---------------|---------------|--------------|----------------|---------------|---------------|--------------|--------------|---------------------|
|              | <16          | 16           | 18            | 20            | 22           | 23            | 25            | 28            | 28+          | 5.5Kg Eqv      | 10Kg          | Kg            | Kg           | Kg           | Total               |
| EXP          |              |              |               |               |              |               |               | 1,156         | 1,434        | 2,590          | 740           |               |              |              | 3,935               |
| NSW          | 561          | 1,529        | 2,862         | 5,668         | 2,959        | 9,869         | 4,917         | 1,475         | 143          | 29,983         | 4,119         | 2,161         |              | 3,150        | 38,438              |
| QLD          | 379          | 1,148        | 1,988         | 4,494         | 1,693        | 4,033         | 10,992        | 6,488         | 606          | 31,821         | 6,619         | 10,618        | 3,600        | 2,036        | 46,812              |
| SA / NT      |              |              | 596           | 2,328         |              |               |               |               | 32           | 2,956          | 16            | 990           |              |              | 3,165               |
| TAS          |              |              |               |               |              |               | 708           |               |              | 708            | 616           |               |              |              | 1,828               |
| VIC          | 863          | 2,684        | 9,368         | 12,812        | 757          | 7,779         | 2,201         | 749           | 46           | 37,259         | 3,668         | 660           |              |              | 44,048              |
| WA           |              | 510          | 1,326         | 1,173         |              | 893           | 3,647         | 598           |              | 8,147          | 250           | 1,422         |              |              | 8,861               |
| <b>Total</b> | <b>1,803</b> | <b>5,871</b> | <b>16,140</b> | <b>26,475</b> | <b>5,409</b> | <b>22,574</b> | <b>22,465</b> | <b>10,498</b> | <b>2,229</b> | <b>113,464</b> | <b>16,028</b> | <b>15,851</b> | <b>3,600</b> | <b>5,186</b> | <b>147,086</b>      |

Throughput Australian & NZ avocados by destination state  
Throughput 1st January 2011 to date = 2,139,022 5.5kg tray eqv



## Comments From the CEO

- The NQ Shepard season is drawing to a close and volumes are decreasing on the market.
- Volumes from WA and NZ are rapidly decreasing as well.
- Individual Reports are in the process of being developed and growers should expect to receive their copy soon.
- Thank you to those people who submitted their seasonal forecast in the last few weeks. This information helps us to make the Infocado Quarterly Report as accurate as possible.



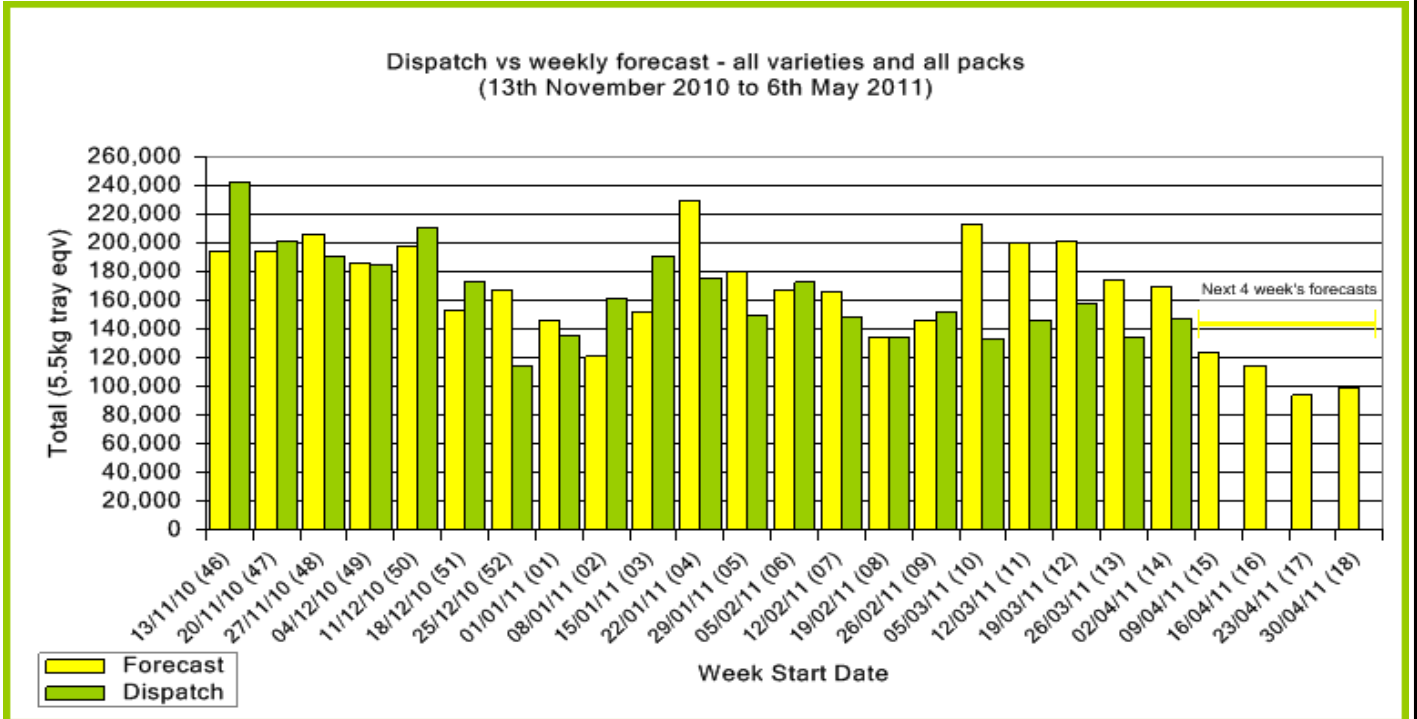
| Forecast Data (Week 14 - 18)      |                |              |               |              |              |                |
|-----------------------------------|----------------|--------------|---------------|--------------|--------------|----------------|
| Variety                           | Trays - Total  | Bulk         | P/Pk          | Proc         | Other        | All - Total    |
|                                   | 5.5Kg Eqv      | 10Kg         | Kg            | Kg           | Kg           | 5.5Kg Eqv      |
| <b>Week 14 - begin 02/04/2011</b> |                |              |               |              |              |                |
| Fuerte                            | 700            | 130          |               |              |              | 936            |
| Hass                              | 19,159         | 1,152        | 800           | 2,000        |              | 21,763         |
| Lamb Hass                         | 288            | 30           |               |              |              | 343            |
| Pinkerton                         | 1,500          | 120          |               |              |              | 1,718          |
| Shepard                           | 125,285        | 8,061        | 15,000        | 3,000        | 1,000        | 143,395        |
| Wurtz                             | 1,500          |              |               |              |              | 1,500          |
| <b>Week Total</b>                 | <b>148,432</b> | <b>9,493</b> | <b>15,800</b> | <b>5,000</b> | <b>1,000</b> | <b>169,656</b> |

|                                   |                |              |               |              |  |                |
|-----------------------------------|----------------|--------------|---------------|--------------|--|----------------|
| <b>Week 15 - begin 09/04/2011</b> |                |              |               |              |  |                |
| Fuerte                            | 2,450          | 360          |               |              |  | 3,105          |
| Hass                              | 18,833         | 952          |               | 4,000        |  | 21,291         |
| Lamb Hass                         | 192            | 15           |               |              |  | 219            |
| Pinkerton                         | 5,250          | 510          |               |              |  | 6,177          |
| Sharwil                           | 300            | 30           |               |              |  | 355            |
| Shepard                           | 78,054         | 5,395        | 14,000        | 1,000        |  | 90,590         |
| Wurtz                             | 2,000          |              |               |              |  | 2,000          |
| <b>Week Total</b>                 | <b>107,079</b> | <b>7,262</b> | <b>14,000</b> | <b>5,000</b> |  | <b>123,737</b> |

|                                   |               |              |               |              |  |                |
|-----------------------------------|---------------|--------------|---------------|--------------|--|----------------|
| <b>Week 16 - begin 16/04/2011</b> |               |              |               |              |  |                |
| Fuerte                            | 850           | 180          |               |              |  | 1,177          |
| Hass                              | 17,563        | 1,103        |               | 4,000        |  | 20,295         |
| Lamb Hass                         | 96            | 5            |               |              |  | 105            |
| Pinkerton                         | 2,250         | 210          |               |              |  | 2,632          |
| Sharwil                           | 2,800         | 130          |               | 1,000        |  | 3,218          |
| Shepard                           | 73,857        | 3,941        | 23,500        | 500          |  | 85,386         |
| Wurtz                             | 2,000         |              |               |              |  | 2,000          |
| <b>Week Total</b>                 | <b>99,416</b> | <b>5,569</b> | <b>23,500</b> | <b>5,500</b> |  | <b>114,814</b> |

|                                   |               |              |              |              |  |               |
|-----------------------------------|---------------|--------------|--------------|--------------|--|---------------|
| <b>Week 17 - begin 23/04/2011</b> |               |              |              |              |  |               |
| Fuerte                            | 300           | 60           |              |              |  | 409           |
| Hass                              | 38,563        | 1,302        |              | 4,000        |  | 41,657        |
| Lamb Hass                         | 96            | 2            |              |              |  | 100           |
| Pinkerton                         | 200           | 10           |              |              |  | 218           |
| Sharwil                           | 1,050         | 240          |              |              |  | 1,486         |
| Shepard                           | 44,374        | 1,515        | 6,000        |              |  | 48,220        |
| Wurtz                             | 2,000         |              |              |              |  | 2,000         |
| <b>Week Total</b>                 | <b>86,583</b> | <b>3,129</b> | <b>6,000</b> | <b>4,000</b> |  | <b>94,090</b> |

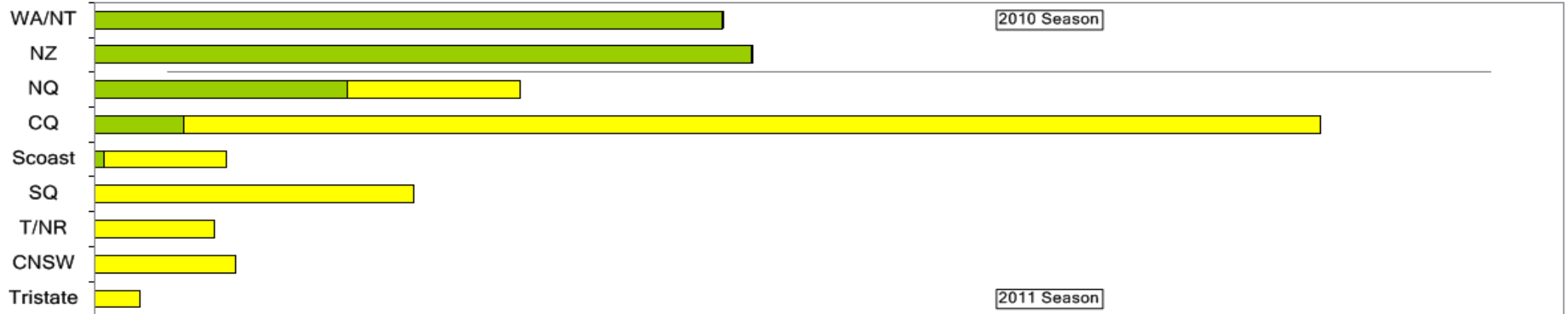
| Green shading indicates dispatch data     |                |               |               |              |              |                | Yellow shading indicates forecast data |
|---|----------------|---------------|---------------|--------------|--------------|----------------|--|
| Dispatch Data (Week 14 - begin 2/04/2011) |                |               |               |              |              |                |  |
| Variety                                   | Trays          | Bulk          | P/PK          | Proc         | Other        | 5.5Kg Eqv      |  |
|   | 5.5Kg Eqv      | 10Kg          | Kg            | Kg           | Kg           | Total Trays    |  |
| Bacon                                     | 619            | 180           |               |              | 53           | 956            |  |
| Fuerte                                    | 1,078          | 792           |               |              | 503          | 2,609          |  |
| Hass                                      | 6,227          | 250           | 1,422         |              |              | 6,941          |  |
| Pinkerton                                 | 2,731          | 1,105         |               |              | 86           | 4,756          |  |
| Sharwil                                   | 356            | 44            |               |              |              | 436            |  |
| Shepard                                   | 100,349        | 12,777        | 14,429        | 3,600        | 4,544        | 127,684        |  |
| Wurtz                                     | 2,103          | 880           |               |              |              | 3,703          |  |
| <b>Total</b>                              | <b>113,463</b> | <b>16,028</b> | <b>15,851</b> | <b>3,600</b> | <b>5,186</b> | <b>147,085</b> |  |



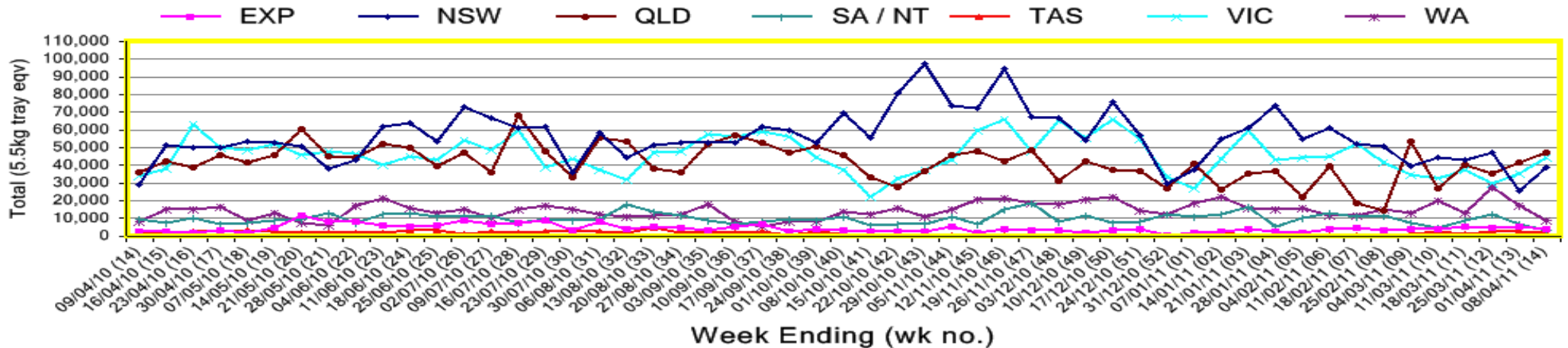
| New Zealand Avocado Exports—Forecast v Import Statistics (5.5kg eqv trays) August 2010–April 2011 |     |     |                |                |                |                |                |               |       |                  |
|---|-----|-----|----------------|----------------|----------------|----------------|----------------|---------------|-------|------------------|
| Export Dest'n   | Aug | Sep | Oct            | Nov            | Dec            | Jan            | Feb            | Mar           | Apr   | Total to date    |
| <b>NZ Export to Australia Forecast</b>  |     |     | 230,344        | 362,695        | 372,318        | 347,433        | 254,873        | 27,608        | 4,731 | <b>1,600,002</b> |
| <b>Australia</b>  |     |     | 274,613        | 379,440        | 436,064        | 298,642        | 155,646        | 21,335        |       | 1,565,740        |
| <b>USA</b>  |     |     |                |                |                |                |                |               |       |                  |
| <b>Japan</b>  |     |     | 12,095         | 45,836         | 32,328         |                |                |               |       | 90,259           |
| <b>Total</b>  |     |     | <b>286,708</b> | <b>425,276</b> | <b>468,392</b> | <b>298,642</b> | <b>155,646</b> | <b>21,335</b> |       | <b>1,655,999</b> |

### Percentage dispatched by region (Based on seasonal forecast - 2011)

■ Dispatch for season so far as a proportion of regional forecast    ■ 12 month relative regional Forecast



### Throughput Australian & NZ avocados by destination state Throughput 1st January 2011 to date = 2,139,022 5.5kg tray eqv



#### Week 14 contributors - Packhouses

- |  |                                       |
|--|---------------------------------------|
| Aussie Orchards Growers & Packers (NQ) | Natures Fruit Company                 |
| Avocado Industry Council (NZAGA)       | One Harvest                           |
| Avocados With Altitude Pty Ltd         | R & M Waterman                        |
| Battistin Orchards                     | Sunfresh                              |
| Bellview Orchards Pty Ltd              | SuperPak                              |
| Chris and Sue Allan                    | Simpson Farms Pty Ltd (Goodwood Home) |
| Donovan Family Investment Trust        | Sunnyspot Packhouse PL                |
| Delroy Orchards                        | Theart Farming Pty Ltd                |
| Gunnado Farm                           | Tinaroo Falls Avocado Trust           |
| Lavers Orchards                        |                                       |

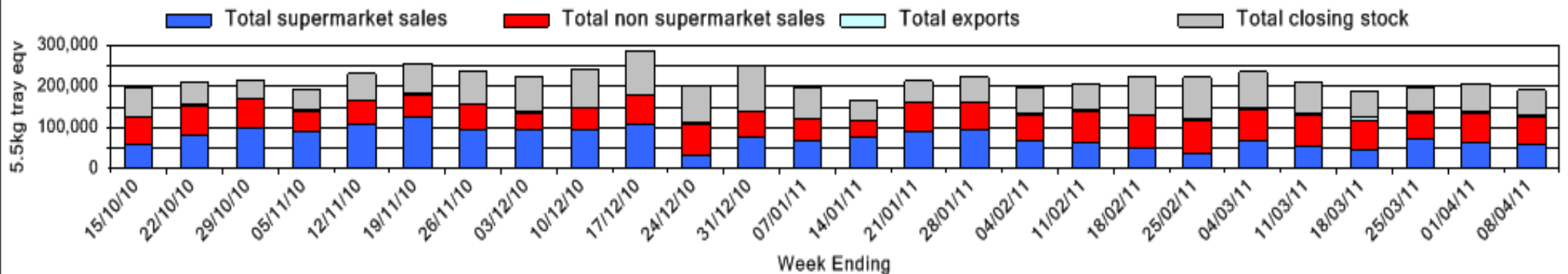
#### Week 14 contributors - Wholesalers

- |  |   |
|--|---|
| Allcrops Pty Ltd (Sydney)                | Moraitis (Sydney)                         |
| Avanti Fresh Produce Pty Ltd (Melbourne) | Murray Bros (Brisbane)                    |
| Barkers (Melbourne)                      | Quality Produce International (Perth)     |
| Costa Farms (Adelaide)                   | S & B Produce (Sydney)                    |
| Costa Farms (Brisbane)                   | Sculli & Co Pty Ltd (Melbourne)           |
| Costa Farms (Melbourne)                  | Sinclair & Antico (Aust) Pty Ltd (Sydney) |
| Dykes Bros (Melbourne)                   | The La Manna Group (Adelaide)             |
| Etherington (Perth)                      | The La Manna Group (Brisbane)             |
| Exotic Fruit Traders (Sydney)            | The La Manna Group (Melbourne)            |
| Fresh Choice WA Pty Ltd (Perth)          | United Fresh (Adelaide)                   |
| Freshmax Pty Ltd (Brisbane)              | Kelly's (Melbourne)                       |

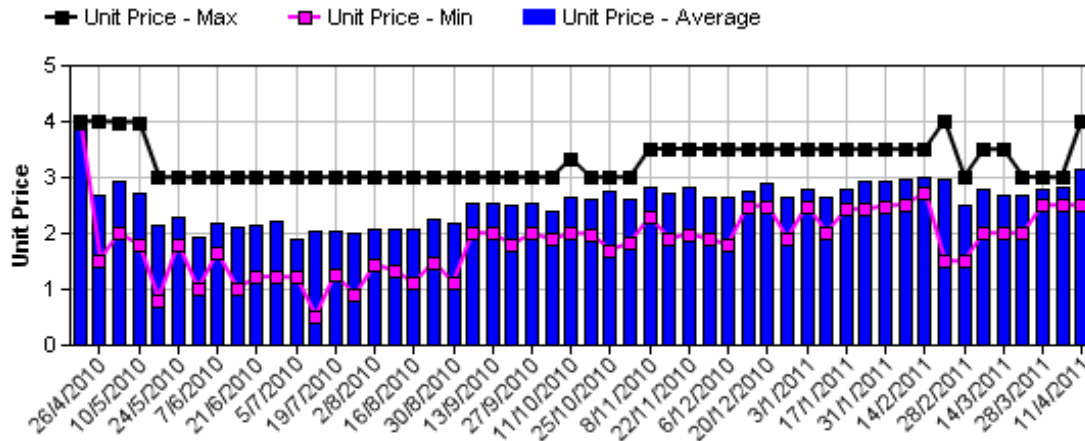
### Sales Report including Direct Sales from Packhouses, Wholesale Sales and Stock on Hand at Wholesale Level

|                                    | Trays 5.5kg eqv (incl. Mod6 & P84) |               |              |                | Bulk 10Kg Cartons |              |              |               |               | Pre-Pack Kg  |               |        |               |              | Total (5.5Kg Eqv) |               |               |                |               |
|------------------------------------|------------------------------------|---------------|--------------|----------------|-------------------|--------------|--------------|---------------|---------------|--------------|---------------|--------|---------------|--------------|-------------------|---------------|---------------|----------------|---------------|
|                                    | Hass                               | Shepard       | Other        | Total          | Hass              | Shepard      | Other        | Total         | 5.5Kg Eqv     | Hass         | Shepard       | Other  | Total         | 5.5Kg Eqv    | Hass              | Shepard       | Other         | Total          |               |
| NSW                                |                                    |               |              |                |                   |              |              |               |               |              |               |        |               |              |                   |               |               |                |               |
| <b>Total supermarket sales</b>     |                                    | 10,118        |              | <b>10,118</b>  |                   | 192          |              | 192           | <b>349</b>    |              | 2,161         |        | 2,161         | <b>393</b>   |                   | 10,860        |               | <b>10,860</b>  |               |
| <b>Total non supermarket sales</b> | 9,977                              | 14,724        | 171          | <b>24,872</b>  | 744               | 1,224        | 85           | 2,053         | <b>3,733</b>  |              |               |        |               |              | 11,330            | 16,949        | 326           | <b>28,604</b>  |               |
| <b>Total exports</b>               |                                    |               |              |                |                   |              |              |               |               |              |               |        |               |              |                   |               |               |                |               |
| <b>Total sales</b>                 | <b>9,977</b>                       | <b>24,841</b> | <b>171</b>   | <b>34,989</b>  | <b>744</b>        | <b>1,416</b> | <b>85</b>    | <b>2,245</b>  | <b>4,082</b>  |              | <b>2,161</b>  |        | <b>2,161</b>  | <b>393</b>   | <b>11,330</b>     | <b>27,808</b> | <b>326</b>    | <b>39,464</b>  |               |
| <b>Total Stock on Hand</b>         | <b>1,921</b>                       | <b>7,479</b>  | <b>15</b>    | <b>9,415</b>   | <b>180</b>        | <b>1,422</b> |              | <b>1,602</b>  | <b>2,913</b>  |              |               |        |               |              | <b>2,248</b>      | <b>10,065</b> | <b>15</b>     | <b>12,328</b>  |               |
| QLD                                |                                    |               |              |                |                   |              |              |               |               |              |               |        |               |              |                   |               |               |                |               |
| <b>Total supermarket sales</b>     | 4,132                              | 8,715         |              | <b>12,847</b>  |                   | 2,756        |              | 2,756         | <b>5,011</b>  |              | 8,038         |        | 8,038         | <b>1,461</b> | 4,132             | 15,187        |               | <b>19,319</b>  |               |
| <b>Total non supermarket sales</b> | 9,264                              | 3,679         |              | <b>12,943</b>  |                   | 1,522        |              | 1,522         | <b>2,767</b>  |              |               |        |               |              | 9,264             | 6,446         |               | <b>15,710</b>  |               |
| <b>Total exports</b>               |                                    | 2,590         |              | <b>2,590</b>   |                   | 740          |              | 740           | <b>1,345</b>  |              |               |        |               |              |                   | 3,935         |               | <b>3,935</b>   |               |
| <b>Total sales</b>                 | <b>13,396</b>                      | <b>14,984</b> |              | <b>28,380</b>  |                   | <b>5,018</b> |              | <b>5,018</b>  | <b>9,124</b>  |              | <b>8,038</b>  |        | <b>8,038</b>  | <b>1,461</b> | <b>13,396</b>     | <b>25,569</b> |               | <b>38,965</b>  |               |
| <b>Total Stock on Hand</b>         | <b>11,568</b>                      | <b>7,595</b>  |              | <b>19,163</b>  |                   | <b>752</b>   |              | <b>752</b>    | <b>1,367</b>  |              |               |        |               |              | <b>11,568</b>     | <b>8,962</b>  |               | <b>20,530</b>  |               |
| SA & TAS                           |                                    |               |              |                |                   |              |              |               |               |              |               |        |               |              |                   |               |               |                |               |
| <b>Total supermarket sales</b>     | 1,096                              | 3,632         | 1,579        | <b>6,307</b>   |                   | 616          |              | 616           | <b>1,120</b>  |              | 990           |        | 990           | <b>180</b>   | 1,096             | 4,932         | 1,579         | <b>7,607</b>   |               |
| <b>Total non supermarket sales</b> | 2,615                              |               | 1,037        | <b>3,652</b>   | 483               |              | 68           | 551           | <b>1,002</b>  |              |               |        |               |              | 3,493             |               | 1,161         | <b>4,654</b>   |               |
| <b>Total exports</b>               |                                    |               |              |                |                   |              |              |               |               |              |               |        |               |              |                   |               |               |                |               |
| <b>Total sales</b>                 | <b>3,711</b>                       | <b>3,632</b>  | <b>2,616</b> | <b>9,959</b>   | <b>483</b>        | <b>616</b>   | <b>68</b>    | <b>1,167</b>  | <b>2,122</b>  |              | <b>990</b>    |        | <b>990</b>    | <b>180</b>   | <b>4,589</b>      | <b>4,932</b>  | <b>2,740</b>  | <b>12,261</b>  |               |
| <b>Total Stock on Hand</b>         | <b>7,175</b>                       |               | <b>1,448</b> | <b>8,623</b>   | <b>727</b>        |              | <b>72</b>    | <b>799</b>    | <b>1,453</b>  |              |               |        |               |              | <b>8,496</b>      |               | <b>1,579</b>  | <b>10,075</b>  |               |
| VIC                                |                                    |               |              |                |                   |              |              |               |               |              |               |        |               |              |                   |               |               |                |               |
| <b>Total supermarket sales</b>     | 867                                | 11,484        | 2,711        | <b>15,062</b>  |                   |              | 880          | 880           | <b>1,600</b>  |              | 660           |        | 660           | <b>120</b>   | 867               | 11,604        | 4,311         | <b>16,782</b>  |               |
| <b>Total non supermarket sales</b> | 2,747                              | 5,133         | 2,685        | <b>10,565</b>  | 197               | 501          | 390          | 1,088         | <b>1,978</b>  |              |               |        |               |              | 3,105             | 6,044         | 3,394         | <b>12,543</b>  |               |
| <b>Total exports</b>               |                                    |               |              |                |                   |              |              |               |               |              |               |        |               |              |                   |               |               |                |               |
| <b>Total sales</b>                 | <b>3,614</b>                       | <b>16,617</b> | <b>5,396</b> | <b>25,627</b>  | <b>197</b>        | <b>501</b>   | <b>1,270</b> | <b>1,968</b>  | <b>3,578</b>  |              | <b>660</b>    |        | <b>660</b>    | <b>120</b>   | <b>3,972</b>      | <b>17,648</b> | <b>7,705</b>  | <b>29,325</b>  |               |
| <b>Total Stock on Hand</b>         | <b>4,178</b>                       | <b>4,728</b>  | <b>1,596</b> | <b>10,501</b>  | <b>342</b>        | <b>267</b>   |              | <b>609</b>    | <b>1,107</b>  |              |               |        |               |              | <b>4,799</b>      | <b>5,213</b>  | <b>1,596</b>  | <b>11,609</b>  |               |
| WA                                 |                                    |               |              |                |                   |              |              |               |               |              |               |        |               |              |                   |               |               |                |               |
| <b>Total supermarket sales</b>     | 5,226                              | 1,920         |              | <b>7,146</b>   |                   |              |              |               |               |              | 1,422         |        | 1,422         | <b>259</b>   | 5,485             | 1,920         |               | <b>7,405</b>   |               |
| <b>Total non supermarket sales</b> | 3,090                              |               | 7            | <b>3,097</b>   | 1,064             |              |              | 1,064         | <b>1,935</b>  |              |               |        |               |              | 5,025             |               | 7             | <b>5,032</b>   |               |
| <b>Total exports</b>               |                                    |               |              |                |                   |              |              |               |               |              |               |        |               |              |                   |               |               |                |               |
| <b>Total sales</b>                 | <b>8,316</b>                       | <b>1,920</b>  | <b>7</b>     | <b>10,243</b>  | <b>1,064</b>      |              |              | <b>1,064</b>  | <b>1,935</b>  | <b>1,422</b> |               |        | <b>1,422</b>  | <b>259</b>   | <b>10,510</b>     | <b>1,920</b>  | <b>7</b>      | <b>12,437</b>  |               |
| <b>Total Stock on Hand</b>         | <b>3,494</b>                       |               | <b>145</b>   | <b>3,639</b>   | <b>370</b>        |              |              | <b>370</b>    | <b>673</b>    |              |               |        |               |              | <b>4,167</b>      |               | <b>145</b>    | <b>4,312</b>   |               |
| Total                              |                                    |               |              |                |                   |              |              |               |               |              |               |        |               |              |                   |               |               |                |               |
| <b>Total supermarket sales</b>     | 11,321                             | 35,869        | 4,290        | <b>51,480</b>  |                   | 3,564        | 880          | 4,444         | <b>8,080</b>  |              | 1,422         | 11,849 |               | 13,271       | <b>2,413</b>      | 11,580        | 44,503        | 5,890          | <b>61,973</b> |
| <b>Total non supermarket sales</b> | 27,693                             | 23,535        | 3,900        | <b>55,129</b>  | 2,488             | 3,247        | 543          | 6,278         | <b>11,415</b> |              |               |        |               |              | 32,217            | 29,439        | 4,887         | <b>66,543</b>  |               |
| <b>Total exports</b>               |                                    | 2,590         |              | <b>2,590</b>   |                   | 740          |              | 740           | <b>1,345</b>  |              |               |        |               |              |                   | 3,935         |               | <b>3,935</b>   |               |
| <b>Total sales</b>                 | <b>39,014</b>                      | <b>61,994</b> | <b>8,190</b> | <b>109,199</b> | <b>2,488</b>      | <b>7,551</b> | <b>1,423</b> | <b>11,462</b> | <b>20,840</b> | <b>1,422</b> | <b>11,849</b> |        | <b>13,271</b> | <b>2,413</b> | <b>43,797</b>     | <b>77,878</b> | <b>10,777</b> | <b>132,452</b> |               |
| <b>Total Stock on Hand</b>         | <b>28,335</b>                      | <b>19,802</b> | <b>3,204</b> | <b>51,341</b>  | <b>1,619</b>      | <b>2,441</b> | <b>72</b>    | <b>4,132</b>  | <b>7,513</b>  |              |               |        |               |              | <b>31,278</b>     | <b>24,241</b> | <b>3,335</b>  | <b>58,853</b>  |               |

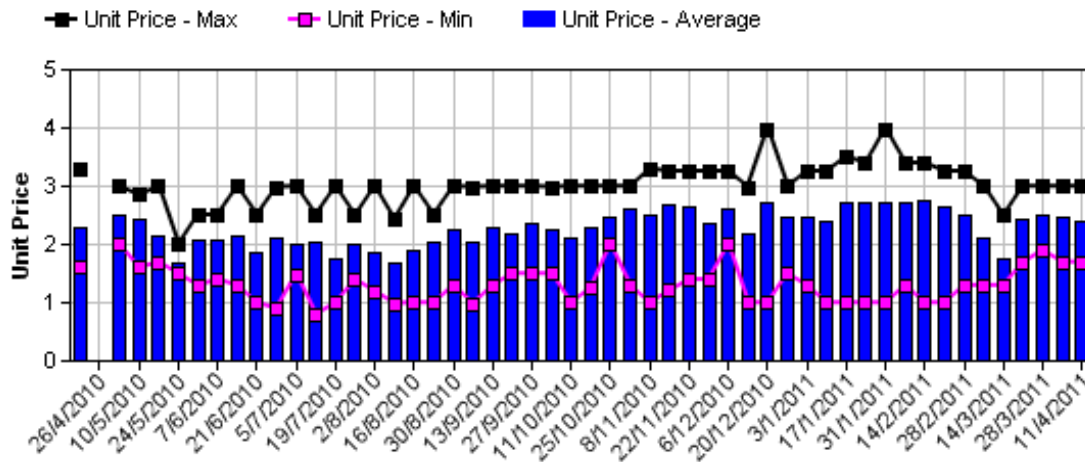
#### Weekly National Sales



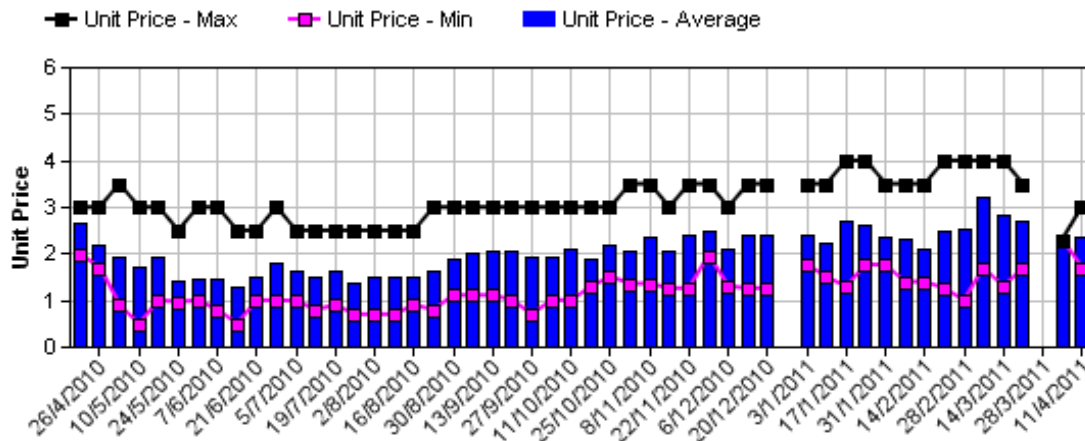
### Hass Avocado Average Retail Prices - Sydney



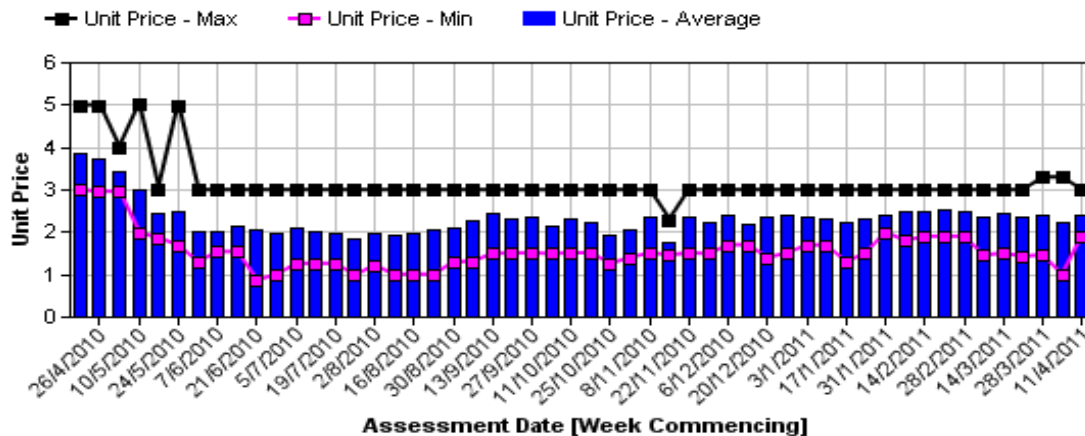
### Hass Avocado Average Retail Prices - Melbourne



### Hass Avocado Average Retail Prices - Brisbane

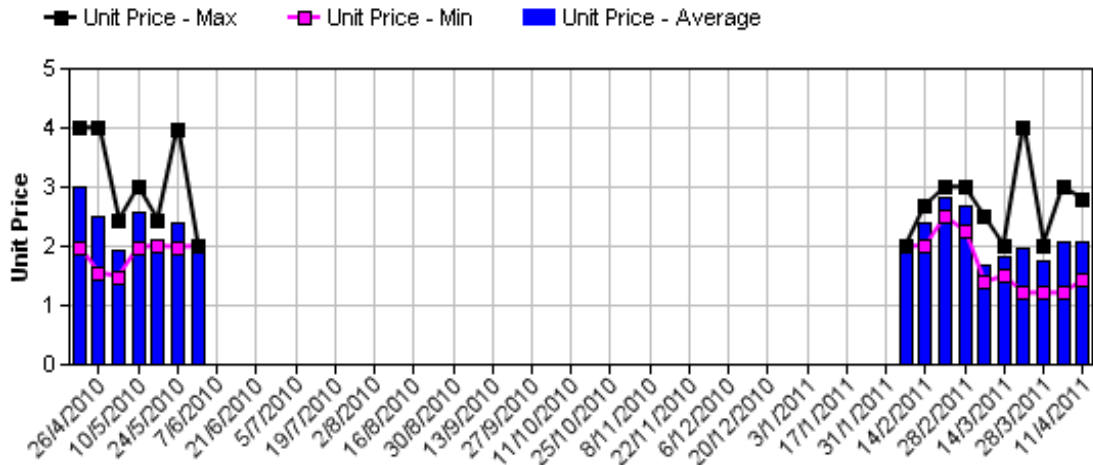


### Hass Avocado Average Retail Prices - Perth

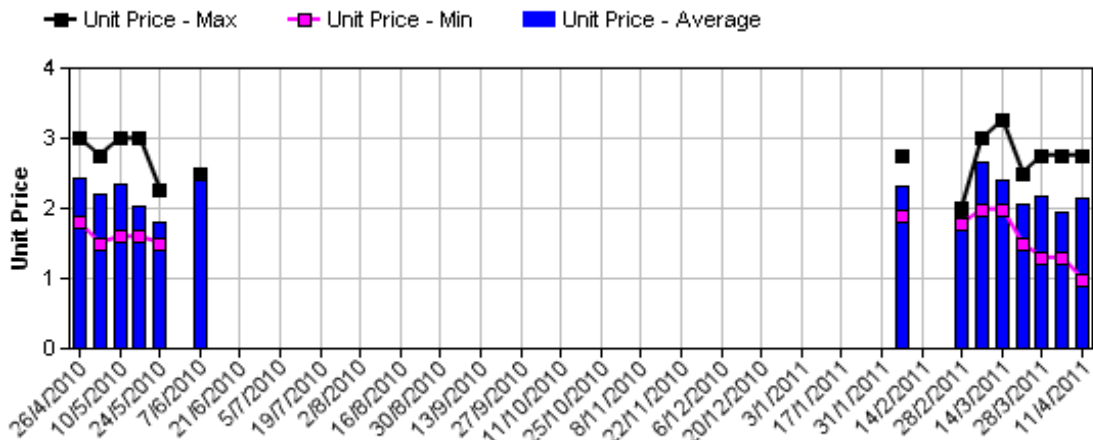


Assessment Date [Week Commencing]

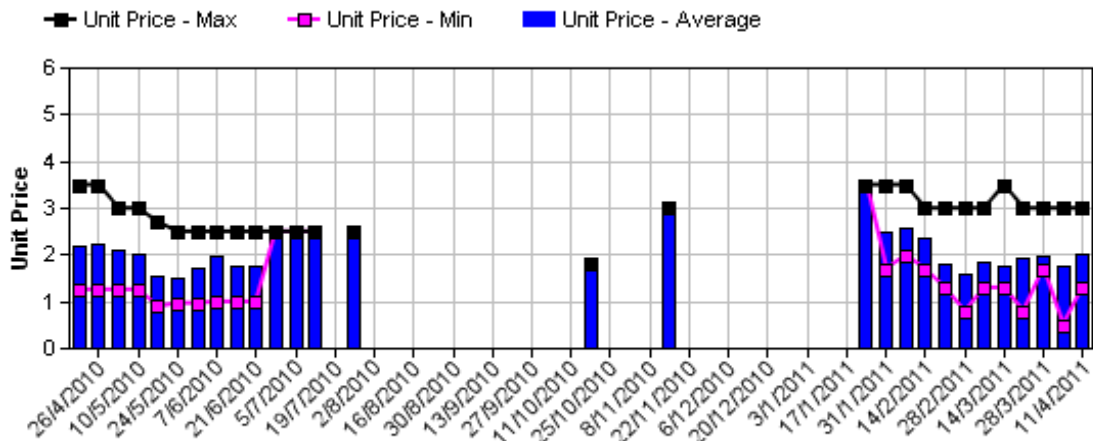
### Shepard Avocado Average Retail Prices - Sydney



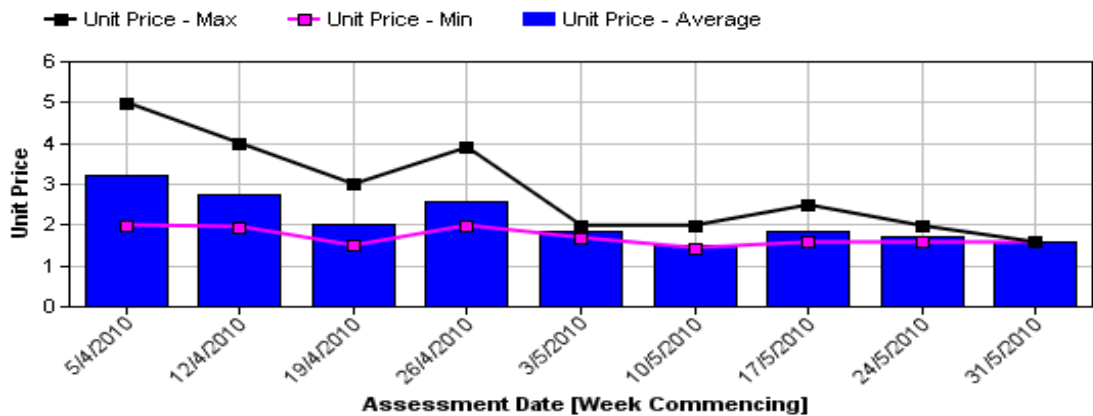
### Shepard Avocado Average Retail Prices - Melbourne



### Shepard Avocado Average Retail Prices - Brisbane



### Shepard Avocado Average Retail Prices - Perth



## Retail Prices by City, Store and Variety - 11th April 2011

| Store           | Var     | Av Wt (g) | Unit Price | Special | Country of Origin |
|-----------------|---------|-----------|------------|---------|-------------------|
| <b>SYDNEY</b>   |         |           |            |         |                   |
| Woolworths      | Shepard | 235       | 1.42       | Cat     | Aus               |
| Woolworths      | Shepard | 215       | 1.42       | Cat     | Aus               |
| Woolworths      | Shepard | 240       | 1.42       | Cat     | Aus               |
| I               | Shepard | 200       | 1.49       | No      | Aus               |
| Coles           | Shepard | 300       | 1.98       | No      | Aus               |
| Coles           | Shepard | 250       | 1.98       | No      | Aus               |
| Coles           | Shepard | 265       | 1.98       | No      | Aus               |
| I               | Shepard | 310       | 1.99       | Store   | Aus               |
| I               | Hass    | 320       | 2.49       | No      | Aus               |
| I               | Shepard | 310       | 2.49       | No      | Aus               |
| Foodworks       | Shepard | 300       | 2.49       | No      | Aus               |
| IGA             | Shepard | 225       | 2.49       | No      | NZ                |
| I               | Shepard | 330       | 2.50       | No      | Aus               |
| I               | Shepard | 320       | 2.50       | No      | Aus               |
| I               | Shepard | 290       | 2.79       | No      | Aus               |
| I               | Hass    | 300       | 2.99       | No      | Aus               |
| I               | Hass    | 220       | 3.99       | No      | Aus               |
| <b>BRISBANE</b> |         |           |            |         |                   |
| IGA             | Shepard | 150       | 1.29       | Store   | NS                |
| I               | Shepard | 280       | 1.50       | Store   | Aus               |
| I               | Hass    | 240       | 1.69       | No      | Aus               |
| Coles           | Shepard | 285       | 1.75       | No      | Aus               |
| Coles           | Shepard | 248       | 1.75       | No      | Aus               |
| Coles           | Shepard | 280       | 1.75       | No      | Aus               |
| IGA             | Shepard | 200       | 1.76       | No      | Aus               |
| I               | Shepard | 245       | 1.76       | No      | Aus               |
| Woolworths      | Shepard | 210       | 1.87       | Store   | Aus               |
| Woolworths      | Shepard | 220       | 1.87       | No      | Aus               |
| Woolworths      | Shepard | 220       | 1.87       | No      | Aus               |
| IGA             | Shepard | 202       | 1.99       | No      | Aus               |
| I               | Shepard | 200       | 1.99       | Cat     | Aus               |
| I               | Shepard | 270       | 2.99       | Store   | Aus               |
| I               | Shepard | 335       | 2.99       | No      | Aus               |
| I               | Hass    | 216       | 2.99       | Store   | Aus               |
| I               | Shepard | 218       | 2.99       | Store   | NS                |
| I               | Reed    | 348       | 2.99       | Store   | NS                |

| Store            | Var     | Av Wt (g) | Unit Price | Special | Country of Origin |
|------------------|---------|-----------|------------|---------|-------------------|
| <b>MELBOURNE</b> |         |           |            |         |                   |
| I                | Shepard | 230       | 0.98       | Store   | Aus               |
| I                | Hass    | 270       | 1.69       | Store   | NS                |
| Coles            | Shepard | 300       | 1.98       | Cat     | Aus               |
| Coles            | Shepard | 280       | 1.98       | Cat     | Aus               |
| Coles            | Shepard | 300       | 1.98       | Cat     | Aus               |
| IS               | Shepard | 290       | 1.99       | No      | Aus               |
| I                | Hass    | 230       | 1.99       | No      | NS                |
| Safeway          | Shepard | 295       | 2.28       | No      | Aus               |
| Safeway          | Shepard | 285       | 2.28       | No      | Aus               |
| Safeway          | Shepard | 290       | 2.28       | No      | Aus               |
| I                | Hass    | 275       | 2.40       | No      | NS                |
| I                | Shepard | 310       | 2.75       | No      | NS                |
| I                | Shepard | 295       | 2.75       | No      | NS                |
| IGA              | Hass    | 255       | 2.99       | No      | Aus               |
| I                | Hass    | 240       | 2.99       | No      | Aus               |
| <b>PERTH</b>     |         |           |            |         |                   |
| I                | Hass    | 200       | 1.89       | Store   | Aus               |
| Woolworths       | Shepard | 210       | 1.95       | Store   | Aus               |
| Woolworths       | Shepard | 200       | 1.95       | Store   | Aus               |
| Woolworths       | Shepard | 190       | 1.95       | Store   | Aus               |
| IGA              | Hass    | 210       | 1.99       | Store   | Aus               |
| I                | Hass    | 395       | 1.99       | Store   | Aus               |
| I                | Hass    | 250       | 1.99       | Store   | NS                |
| Coles            | Hass    | 265       | 2.25       | Store   | Aus               |
| Coles            | Hass    | 210       | 2.25       | Store   | Aus               |
| Coles            | Hass    | 210       | 2.25       | Store   | Aus               |
| I                | Hass    | 290       | 2.29       | Store   | Aus               |
| I                | Hass    | 245       | 2.49       | No      | Aus               |
| IGA              | Hass    | 335       | 2.99       | No      | NS                |
| IGA              | Hass    | 240       | 2.99       | No      | Aus               |
| IGA              | Hass    | 295       | 2.99       | No      | Aus               |
| I                | Hass    | 250       | 2.99       | No      | Aus               |

| Size ranges based on 5.5kg trays |              |
|----------------------------------|--------------|
| Size                             | Weight Range |
| 28                               | 185 - 208g   |
| 25                               | 208 - 230g   |
| 23                               | 230 - 245g   |
| 22                               | 245 - 263g   |
| 20                               | 263 - 290g   |
| 18                               | 290 - 325g   |
| 16                               | 325 - 363g   |

### Country of Origin Codes

Aus = display sign indicates fruit is from Australia  
 NZ = display sign indicates fruit is from New Zealand  
 NS = display sign doesn't say where fruit is from  
 Mixed = display sign indicates fruit is from multiple origins

### Special Codes

Cat = fruit is on catalogue special for that city this week  
 Store = fruit is on special in that store only this week

### Store Codes

I = Independent Fruit and Vegetable stores  
 IC = Independent Fruit and Vegetable store Chains  
 IS = Independent Supermarkets