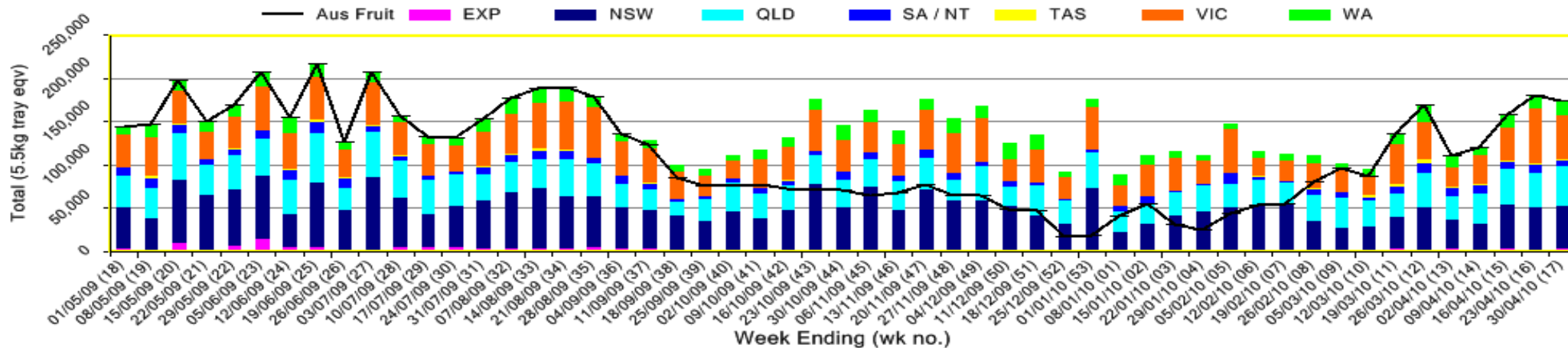


# INFOCADO WEEKLY REPORT: 24th April - 30th April 2010 (Wk 17)

## Industry Dispatches 24th April - 30th April 2010 (Wk 17)

Dest. State	5.5kg									Trays - Total	Bulk	P/PK	Proc	5.5Kg Eqv Trays All
	<16	16	18	20	22	23	25	28	28+	5.5Kg Eqv	10Kg	Kg	Kg	Total
EXP									1,681	745	2,426	323		3,013
NSW	623	528	1,548	8,206	472	14,228	10,622	1,450	516	38,193	5,185	11,848		49,774
QLD	12	148	1,178	2,432	211	5,844	14,376	7,322	1,220	32,743	4,769	17,890	4,200	45,431
SA / NT		18	18	92	13	466	1,915	1,275	1,161	4,958	683	517		6,294
TAS		16	40	106		31	821	9		1,023	638	660		2,303
VIC	1,038	1,169	5,734	15,608	209	8,541	5,457	3,038	268	41,062	4,583	3,567		50,044
WA		10	167	591		2,908	5,086	1,631		10,393	3,183			16,180
<b>Total</b>	<b>1,673</b>	<b>1,889</b>	<b>8,685</b>	<b>27,035</b>	<b>905</b>	<b>32,018</b>	<b>38,277</b>	<b>16,406</b>	<b>3,910</b>	<b>130,798</b>	<b>19,364</b>	<b>34,482</b>	<b>4,200</b>	<b>173,038</b>

Throughput Australian & NZ avocados by destination state  
Throughput 1st January 2010 to date = 2,332,691 5.5kg tray eqv



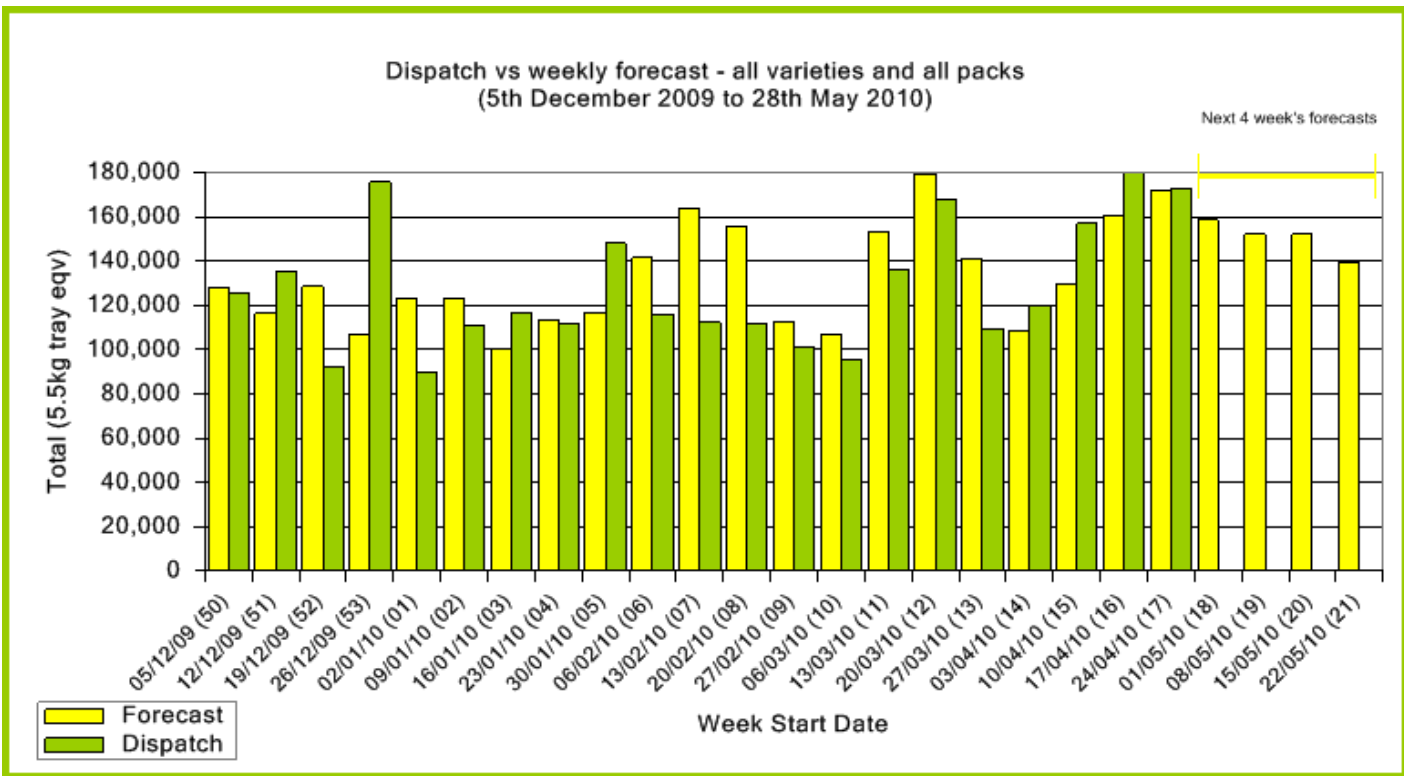
### Comments from the CEO

- Volumes have increased significantly over the last couple of weeks and it looks like they will stay high for at least the next couple of months.
- Stock on hand was also very high last week in the wholesale markets as a result of the high volumes.
- Average retail prices in general have dropped and Coles are on catalogue special in both Melbourne and Perth this week.



Forecast Data (Week 17 - 21)					
Variety	Trays - Total	Bulk	P/Pk	Proc	All - Total
	5.5Kg Eqv	10Kg	Kg	Kg	5.5Kg Eqv
<b>Week 17 - begin 24/04/2010</b>					
Fuerte	1,050	255			<b>1,514</b>
Hass	69,806	8,830	3,000		<b>86,406</b>
Pinkerton	5,500	25			<b>5,545</b>
Sharwil	1,400	40			<b>1,473</b>
Shepard	67,676	1,650	31,000		<b>76,312</b>
Wurtz	700	25			<b>745</b>
<b>Week Total</b>	<b>146,132</b>	<b>10,825</b>	<b>34,000</b>		<b>171,996</b>
<b>Week 18 - begin 01/05/2010</b>					
Fuerte	860	160			<b>1,151</b>
Hass	70,589	7,276	3,000	5,000	<b>85,272</b>
Pinkerton	2,100	16			<b>2,129</b>
Sharwil	1,000				<b>1,000</b>
Shepard	61,405	1,520	23,000		<b>68,351</b>
Wurtz	700	10			<b>718</b>
<b>Week Total</b>	<b>136,654</b>	<b>8,982</b>	<b>26,000</b>	<b>5,000</b>	<b>158,621</b>
<b>Week 19 - begin 08/05/2010</b>					
Fuerte	170	15			<b>197</b>
Hass	78,328	7,250	4,584		<b>92,343</b>
Pinkerton	2,000	13			<b>2,024</b>
Sharwil	1,618				<b>1,618</b>
Shepard	48,611	510	32,000		<b>55,356</b>
Wurtz	650	10			<b>668</b>
<b>Week Total</b>	<b>131,378</b>	<b>7,798</b>	<b>36,584</b>		<b>152,208</b>
<b>Week 20 - begin 15/05/2010</b>					
Fuerte	100				<b>100</b>
Hass	122,990	4,800	4,100		<b>132,462</b>
Pinkerton	1,000	5			<b>1,009</b>
Sharwil	1,000				<b>1,000</b>
Shepard	7,225	400	22,700		<b>12,079</b>
Wurtz	5,500	10			<b>5,518</b>
<b>Week Total</b>	<b>137,815</b>	<b>5,215</b>	<b>26,800</b>		<b>152,170</b>
<b>Week 21 - begin 22/05/2010</b>					
Fuerte	100				<b>100</b>
Hass	111,021	14,050	3,200		<b>137,148</b>
Pinkerton	1,400	5			<b>1,409</b>
Sharwil	1,000				<b>1,000</b>
<b>Week Total</b>	<b>113,521</b>	<b>14,055</b>	<b>3,200</b>		<b>139,658</b>

Green shading indicates dispatch data			Yellow shading indicates forecast data		
Dispatch Data (Week 17 - begin 24/04/2010)					
Variety	Trays	Bulk	P/PK	Proc	5.5Kg Eqv
	5.5Kg Eqv	10Kg	Kg	Kg	Total Trays
Fuerte	848	199			<b>1,210</b>
Hass	69,535	11,194		4,200	<b>90,652</b>
Pinkerton	4,072	218			<b>4,468</b>
Sharwil	841	286			<b>1,361</b>
Shepard	54,488	7,293	34,482		<b>74,017</b>
Wurtz	1,013	174			<b>1,329</b>
<b>Total</b>	<b>130,797</b>	<b>19,364</b>	<b>34,482</b>	<b>4,200</b>	<b>173,037</b>



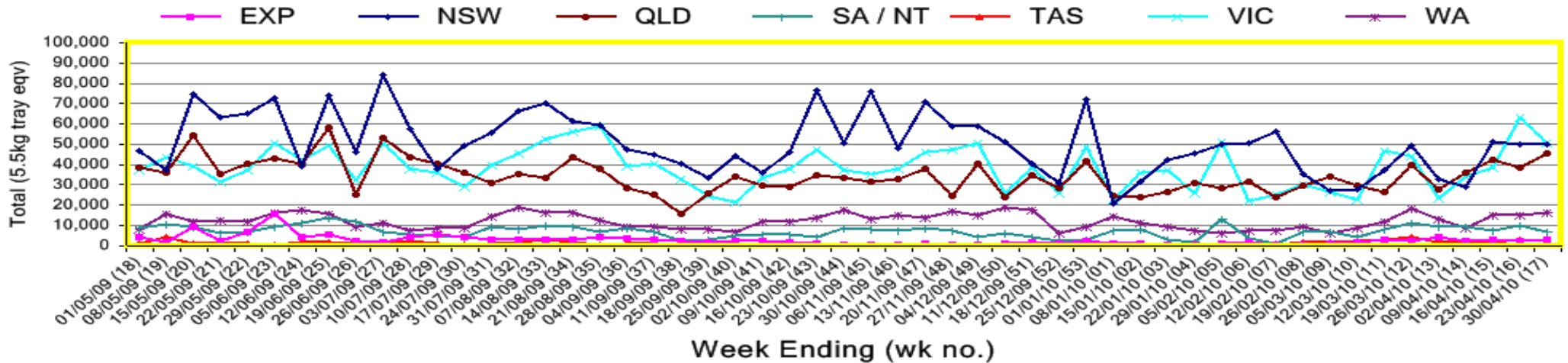
New Zealand Avocado Exports—Forecast v Import Statistics (5.5kg eqv trays) August 2009-April 2010										
Export Dest'n	Aug	Sep	Oct	Nov	Dec	Jan	Feb	Mar	Apr	Total to date
<b>NZ Export to Australia Forecast</b>		5,055	314,324	314,516	354,135	328,074	344,756	133,464	5,641	<b>1,799,965</b>
<b>Australia</b>		41,599	321,706	363,357	347,496	439,691	258,767	16,210		<b>1,788,826</b>
<b>USA</b>	2,727	15,090	22,787	6,183						<b>46,787</b>
<b>Japan</b>	4,519	28,746	64,348	69,842	45,244	14,154				<b>226,853</b>
<b>Total</b>	<b>7,246</b>	<b>85,436</b>	<b>408,840</b>	<b>439,382</b>	<b>392,740</b>	<b>453,845</b>	<b>258,767</b>	<b>16,210</b>		<b>2,062,466</b>

### Percentage dispatched by region (Based on seasonal forecast - 2010)

Dispatch for season so far as a proportion of regional forecast    12 month relative regional Forecast



### Throughput Australian & NZ avocados by destination state Throughput 1st January 2010 to date = 2,332,691 5.5kg tray eqv



#### Week 17 contributors - Packhouses

- |                                 |                             |
|---------------------------------|-----------------------------|
| Avocados With Altitude Pty Ltd  | Simpson Farms Pty Ltd       |
| Balmoral Orchard                | Sunfresh                    |
| Donovan Family Investment Trust | Sunny Bluff Produce Pty Ltd |
| Googa Farms                     | Sunnyspot Packhouse PL      |
| Lavers Orchards                 | SuperPak                    |
| Natures Fruit Company           | Tinaroo Falls Avocado Trust |
| One Harvest                     | Tropicado Avocados          |
| R & M Waterman                  |                             |

#### Week 17 contributors - Wholesalers

- |                                   |                                |
|-----------------------------------|--------------------------------|
| Costa Exchange Trading (Adelaide) | The La Manna Group (Adelaide)  |
| Dykes Bros (Melbourne)            | The La Manna Group (Brisbane)  |
| Etherington (Perth)               | The La Manna Group (Melbourne) |
| Murray Bros (Brisbane)            | United Fresh (Adelaide)        |
| Scullin & Co Pty Ltd (Melbourne)  | Romeos (Brisbane)              |

### Sales Report including Direct Sales from Packhouses, Wholesale Sales and Stock on Hand at Wholesale Level

	Trays 5.5kg eqv (incl. Mod6 & P84)				Bulk 10Kg Cartons					Pre-Pack Kg					Total (5.5Kg Eqv)			
	Hass	Shepard	Other	Total	Hass	Shepard	Other	Total	5.5Kg Eqv	Hass	Shepard	Other	Total	5.5Kg Eqv	Hass	Shepard	Other	Total
NSW																		
<b>Total supermarket sales</b>	# Data set not displayed because not enough NSW wholesalers contributed data this week																	
<b>Total non supermarket sales</b>	# Data set not displayed because not enough NSW wholesalers contributed data this week																	
<b>Total exports</b>																		
<b>Total sales</b>																		
<b>Total Stock on Hand</b>																		
QLD																		
<b>Total supermarket sales</b>	5,516	8,046	1	<b>13,563</b>	147	2,104		2,251	<b>4,093</b>		17,890		17,890	<b>3,253</b>	5,783	15,124	1	<b>20,909</b>
<b>Total non supermarket sales</b>	11,792	1,438		<b>13,230</b>	50	108		158	<b>287</b>						11,883	1,634		<b>13,517</b>
<b>Total exports</b>	2,426			<b>2,426</b>	323			323	<b>587</b>						3,013			<b>3,013</b>
<b>Total sales</b>	<b>19,734</b>	<b>9,484</b>	<b>1</b>	<b>29,219</b>	<b>520</b>	<b>2,212</b>		<b>2,732</b>	<b>4,967</b>		<b>17,890</b>		<b>17,890</b>	<b>3,253</b>	<b>20,679</b>	<b>16,759</b>	<b>1</b>	<b>37,439</b>
<b>Total Stock on Hand</b>	<b>35,895</b>	<b>1,693</b>		<b>37,588</b>	<b>69</b>	<b>372</b>		<b>441</b>	<b>802</b>						<b>36,021</b>	<b>2,369</b>		<b>38,390</b>
SA & TAS																		
<b>Total supermarket sales</b>	1,889	534	53	<b>2,477</b>		472	27	499	<b>907</b>		1,321		1,321	<b>240</b>	1,889	1,632	102	<b>3,624</b>
<b>Total non supermarket sales</b>	1,799	609	12	<b>2,420</b>	399			399	<b>725</b>						2,524	609	12	<b>3,145</b>
<b>Total exports</b>																		
<b>Total sales</b>	<b>3,688</b>	<b>1,143</b>	<b>65</b>	<b>4,897</b>	<b>399</b>	<b>472</b>	<b>27</b>	<b>898</b>	<b>1,633</b>		<b>1,321</b>		<b>1,321</b>	<b>240</b>	<b>4,414</b>	<b>2,241</b>	<b>114</b>	<b>6,769</b>
<b>Total Stock on Hand</b>	<b>11,106</b>	<b>4,055</b>	<b>532</b>	<b>15,693</b>	<b>1,420</b>	<b>200</b>	<b>5</b>	<b>1,625</b>	<b>2,955</b>						<b>13,688</b>	<b>4,419</b>	<b>541</b>	<b>18,648</b>
VIC																		
<b>Total supermarket sales</b>	6,687	14,346	486	<b>21,519</b>	26		130	156	<b>284</b>		3,567		3,567	<b>649</b>	6,734	14,994	722	<b>22,451</b>
<b>Total non supermarket sales</b>	5,855	227	2,801	<b>8,882</b>	598	219	554	1,371	<b>2,493</b>						6,942	625	3,808	<b>11,375</b>
<b>Total exports</b>																		
<b>Total sales</b>	<b>12,542</b>	<b>14,572</b>	<b>3,287</b>	<b>30,401</b>	<b>624</b>	<b>219</b>	<b>684</b>	<b>1,527</b>	<b>2,776</b>		<b>3,567</b>		<b>3,567</b>	<b>649</b>	<b>13,677</b>	<b>15,619</b>	<b>4,530</b>	<b>33,826</b>
<b>Total Stock on Hand</b>	<b>12,544</b>	<b>3,852</b>	<b>942</b>	<b>17,339</b>	<b>460</b>	<b>1,385</b>	<b>144</b>	<b>1,989</b>	<b>3,616</b>						<b>13,380</b>	<b>6,370</b>	<b>1,204</b>	<b>20,955</b>
WA																		
<b>Total supermarket sales</b>	# Full data set not displayed because not enough WA wholesalers contributed data this week																	
<b>Total non supermarket sales</b>	# Full data set not displayed because not enough WA wholesalers contributed data this week																	
<b>Total exports</b>																		
<b>Total sales</b>	<b>3,226</b>	<b>3,902</b>		<b>7,128</b>	<b>635</b>			<b>635</b>	<b>1,155</b>						<b>4,381</b>	<b>3,902</b>		<b>8,283</b>
<b>Total Stock on Hand</b>																		
Total																		
<b>Total supermarket sales</b>	21,020	42,192	659	<b>63,871</b>	741	2,576	197	3,514	<b>6,389</b>		34,626		34,626	<b>6,296</b>	22,367	53,171	1,017	<b>76,556</b>
<b>Total non supermarket sales</b>	20,705	2,274	2,813	<b>25,791</b>	1,241	327	554	2,122	<b>3,858</b>						22,961	2,868	3,820	<b>29,649</b>
<b>Total exports</b>	2,426			<b>2,426</b>	323			323	<b>587</b>						3,013			<b>3,013</b>
<b>Total sales</b>	<b>44,151</b>	<b>44,466</b>	<b>3,472</b>	<b>92,088</b>	<b>2,305</b>	<b>2,903</b>	<b>751</b>	<b>5,959</b>	<b>10,835</b>		<b>34,626</b>		<b>34,626</b>	<b>6,296</b>	<b>48,342</b>	<b>56,039</b>	<b>4,837</b>	<b>109,218</b>
<b>Total Stock on Hand</b>	<b>63,352</b>	<b>9,600</b>	<b>1,474</b>	<b>74,427</b>	<b>2,031</b>	<b>1,957</b>	<b>149</b>	<b>4,137</b>	<b>7,522</b>						<b>67,045</b>	<b>13,158</b>	<b>1,745</b>	<b>81,9</b>

#### Weekly National Sales

