



# INFOCADO WEEKLY REPORT

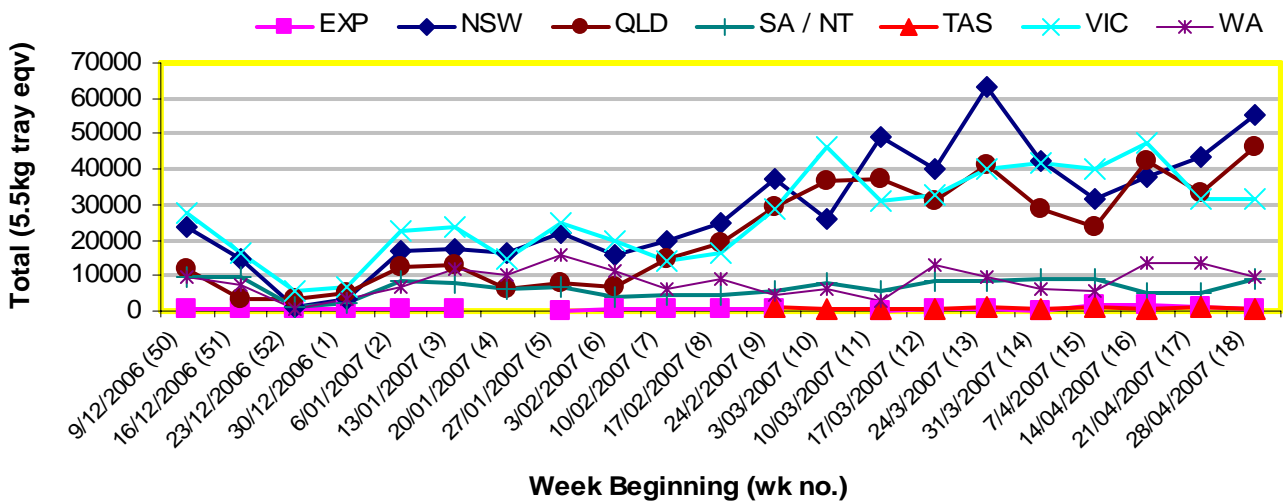
## 28th April to 4th May 2007 (Wk 18)

Green shading indicates dispatch data      Yellow shading indicates forecast data

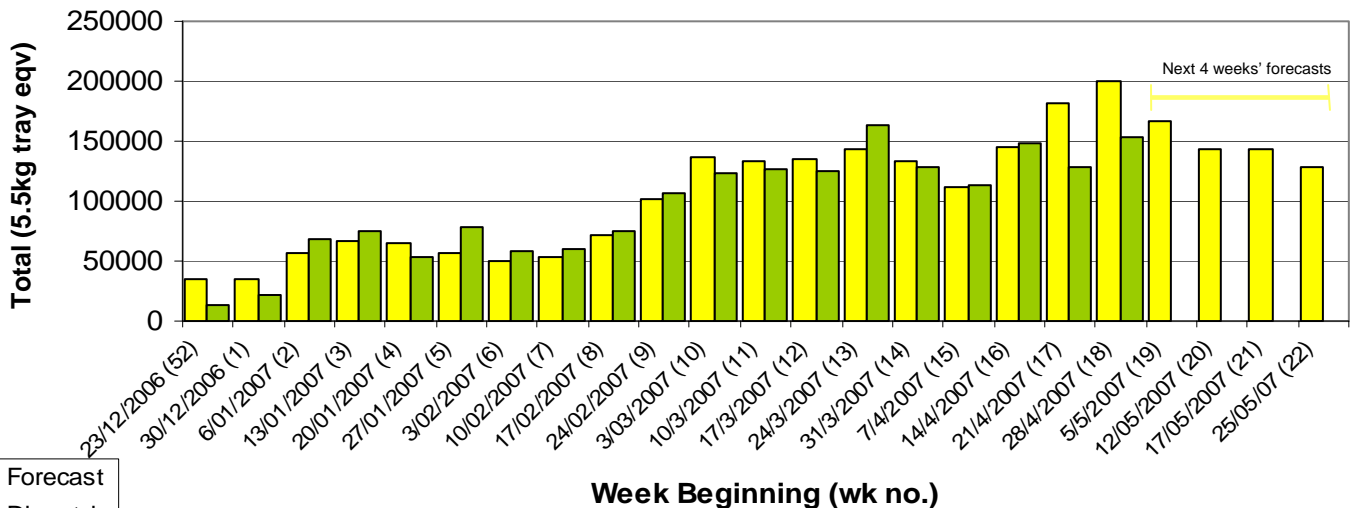
### Industry Dispatches 28th April to 4th May 2007 (Wk 18)

Dest. State	5.5kg									5.5kg Total	Bulk 10Kg	P/PK Kg	Proc	Other	5.5Kg Eqv Trays All Total
	<16	16	18	20	22	23	25	28	28+						
EXP									432	432					432
NSW	18	427	6,186	10,694	3,167	9,320	6,058	4,080	67	40,017	5,310	30,22		80	55,291
QLD	56	414	794	4,836	1,772	5,020	14,775	6,051	616	34,333	5,019	6,259	9,000	980	46,410
SA / NT		6	32	134	51	1,178	4,112	1,008	29	6,550	1,456	264			9,245
TAS									432	432					432
VIC	11	511	2,349	6,108	2,136	1,926	3,137	2,953	127	19,258	5,742	9,856			31,490
WA						1,929	4,364	720		7013	1320	704			9541
<b>Total</b>	<b>85</b>	<b>1,358</b>	<b>9,361</b>	<b>21,772</b>	<b>7,125</b>	<b>19,373</b>	<b>32,878</b>	<b>14,812</b>	<b>1,271</b>	<b>108,035</b>	<b>18,847</b>	<b>47,905</b>	<b>9,000</b>	<b>1,060</b>	<b>152,841</b>

### Throughput Australian avocados by destination State Throughput 1st January 2007 to date = 1,818,331 5.5kg tray eqv



### Dispatch vs weekly forecast for all varieties and all packs (23rd December 2006 to 1st June 2007)



### Major Capital City Weather Report – week ahead

City	Wed	Thur	Fri	Sat	Public Hols	Upcoming school Hols
Brisbane	27°	26°	25°	25°	Queens Birthday—June 11	23rd June—9th July
Melbourne	18°	19°	19°	21°	Queens Birthday— June 11	30th June—15th July
Perth	26°	28°	25°	21°	Foundation day— June 4	7th July—23rd July
Sydney	23°	20°	21°	21°	Queens Birthday—June 11	30th June—15th July

### Forecast Data (Week 18-22)

Variety	Trays - Total	Bulk	P/Pk	Proc	All - Total
	5.5Kg Eqv	10Kg	Kg	Kg	5.5Kg Eqv
Week 18—begin 28/4/07					
Fuerte	475	145			739
Hass	107,683	9,064	8,600	4,000	126,454
Pinkerton	1,500	300			2,045
Sharwil	1,000	200			1,364
Shepard	60,700	750	22,000		66,064
Wurtz	2,700	25			2,745
<b>Week Total</b>	<b>174,058</b>	<b>10,484</b>	<b>30,600</b>	<b>4,000</b>	<b>199,411</b>
Week 19—begin 5/5/07					
Fuerte	465	250			920
Hass	126,462	9,935	11,000	2,000	146,890
Pinkerton	1,300	300			1,845
Sharwil	3,000	300			3,545
Shepard	10,200	50			10,291
Wurtz	2,200	200			2564
<b>Week Total</b>	<b>143,627</b>	<b>11,035</b>	<b>11,000</b>	<b>2,000</b>	<b>166,055</b>
Week 20—begin 12/5/07					
Fuerte	350	100			532
Hass	117,518	9,379	11,000	7,000	137,844
Pinkerton	1,300	300			1,845
Sharwil	1,045	250			1,500
Wurtz	1,700	150			1,973
<b>Week Total</b>	<b>121,913</b>	<b>10,179</b>	<b>11,000</b>	<b>7,000</b>	<b>143,693</b>
Week 21—begin 19/5/07					
Hass	115,393	9,109	38,500	7,000	140,228
Pinkerton	300				300
Sharwil	50	50			141
Wurtz	1700	150			1,973
<b>Week Total</b>	<b>117,443</b>	<b>9,309</b>	<b>38,500</b>	<b>7,000</b>	<b>142,641</b>
Week 22—begin 26/5/07					
Hass	104,036	8,225	38,500	7,000	127,264
Sharwil	50	50			141
Wurtz	1,000	100			1,182
<b>Week Total</b>	<b>105,086</b>	<b>8,375</b>	<b>38,500</b>	<b>7,000</b>	<b>128,586</b>

### Dispatch Data (Week 18—begin 28/4/07)

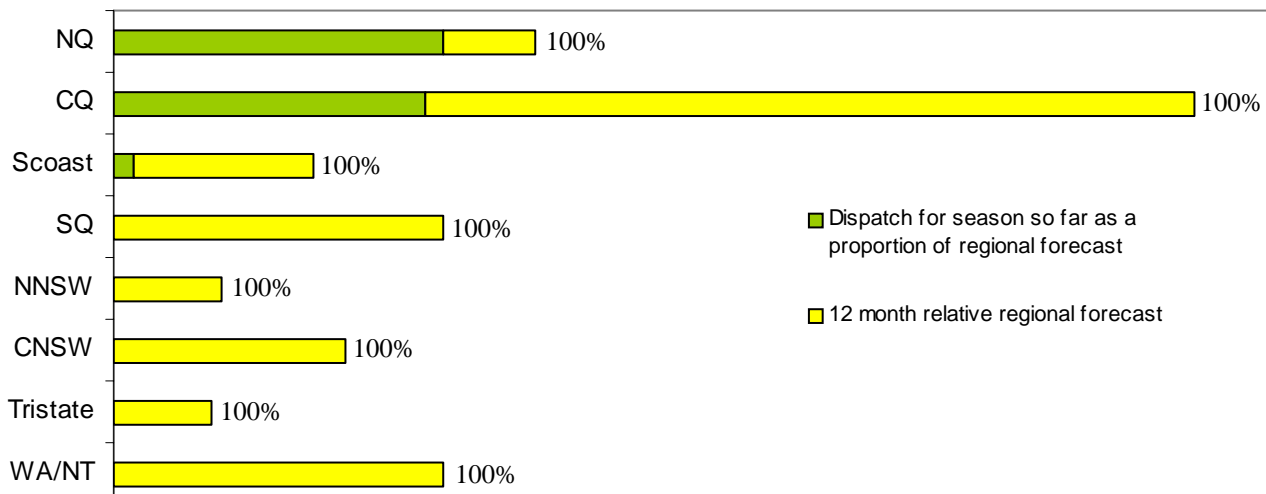
Variety	Trays	Bulk	P/PK	Oil	Other	5.5Kg Eqv
	5.5kg eqv	10Kg	Kg	Kg	Kg	Total Trays
Fuerte	2023	633			80	3,189
Hass	85,832	14,976	28,171	9,000	300	119,874
Pinkerton	403	255			680	991
Sharwil	204	34				266
Shepard	17,815	2,833	19,734			26,554
Wurtz	1,758	116				1,969
<b>Total</b>	<b>108,035</b>	<b>18,847</b>	<b>47,905</b>	<b>9,000</b>	<b>1,060</b>	<b>152,841</b>

**NB:** The difference between the dispatch and forecast figures this week are a result of an earlier overestimate of Shepard avocados still to be dispatched last week

### Week 18 contributors

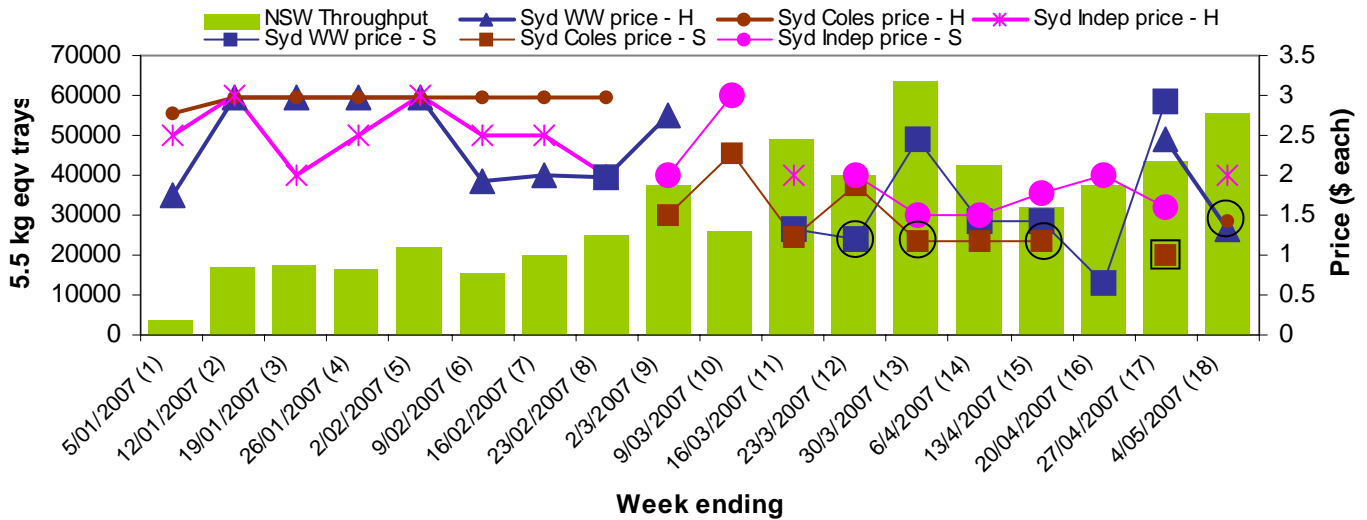
Avocados With Altitude  
 DJ Tottenham  
 Donovan Avocados  
 G & C Christensen  
 G & R Ernest  
 Goodlife Orchards  
 J & K Hummer  
 JC & SK Smythe  
 Lavers Orchards  
 Natures Fruit Company  
 One Harvest  
 Rocky Creek Orchards  
 Simpsons Farms Pty Ltd  
 Sunfresh  
 Sunny Bluff Produce Pty Ltd  
 Tinaroo Falls Avocado Trust  
 Tropicado Avocados  
 WA & GM Jonsson

### Percentage dispatched by region (Based on seasonal forecast - 2007)

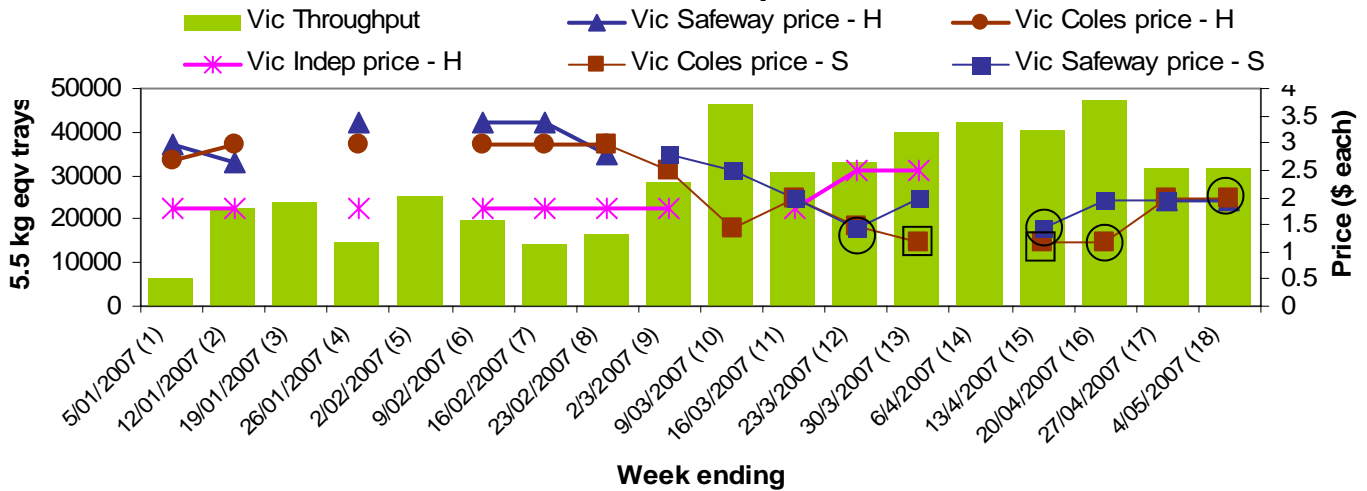


NB: H = Hass, S= Shepard, ○ = catalogue special □ = store special

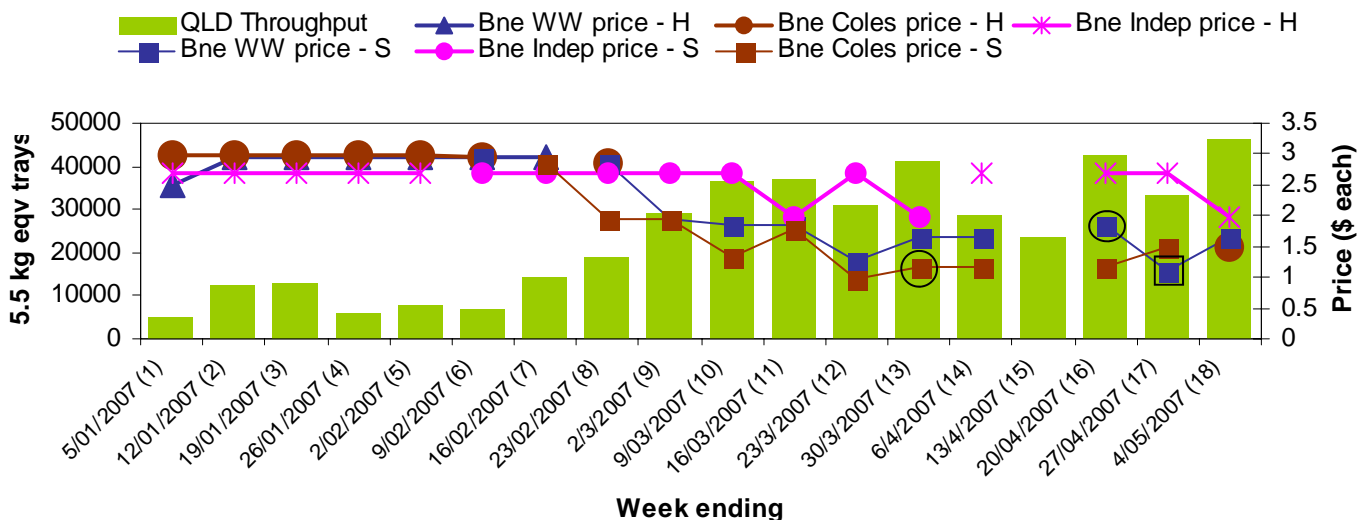
### Sydney Avocado Retail Prices vs Dispatches - Destination state NSW



### Melbourne Avocado Retail Prices vs Dispatches - Destination state Vic



### Brisbane Avocado Retail Prices vs Dispatches - Destination state Qld



For more detailed reports please go to [www.avocado.org.au](http://www.avocado.org.au) and login to Infocado. Instructions on accessing reports are available in your Infocado Information kit under 'Retrieving information'

For further assistance please contact: Joanna Embry, Ph: 07 3391 2344, Email: [infocado@avocado.org.au](mailto:infocado@avocado.org.au)