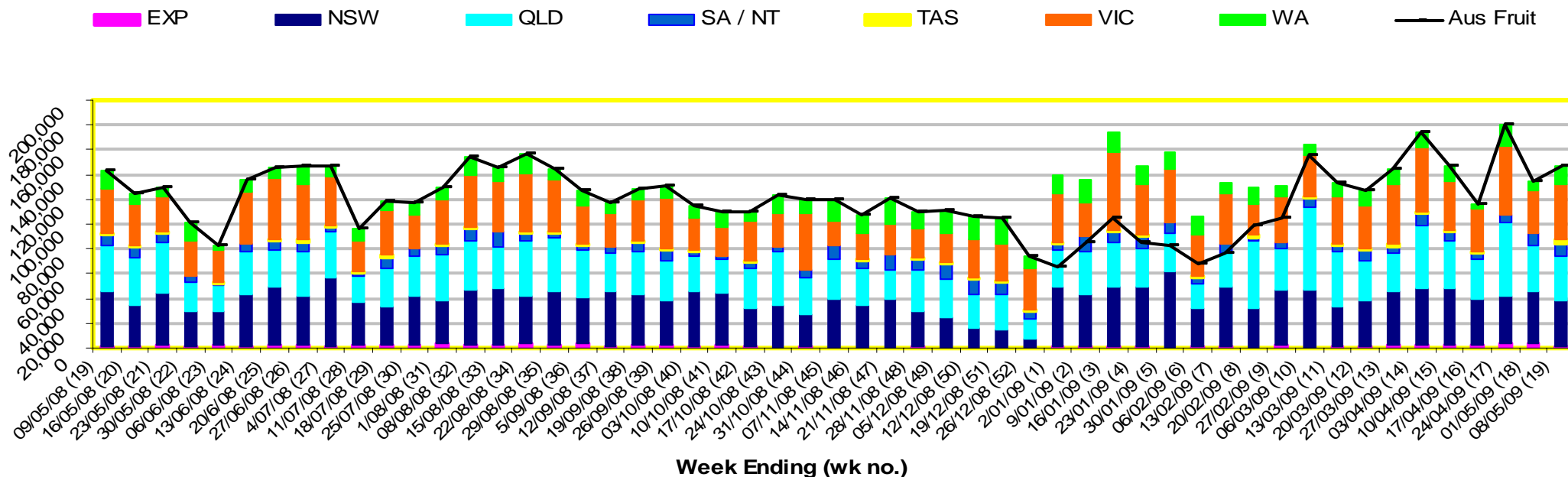


INFOCADO WEEKLY REPORT: 2nd May - 8th May 2009 (Wk 19)

Industry Dispatches 2nd May - 8th May 2009 (Wk 19)

Dest. State	5.5kg	5.5kg	5.5kg	5.5kg	5.5kg	5.5kg	5.5kg	5.5kg	5.5kg	5.5kg	Bulk	P/PK	Proc	Other	5.5Kg Eqv Trays
	<16	16	18	20	22	23	25	28	28+	Total	10Kg	Kg	Kg	Kg	Total
EXP								288	582	870	477				1,737
NSW	198	494	2,248	7,274	823	9,317	5,244	2,831	175	28,604	3,920	5,346			36,703
QLD	1	144	1,533	4,532	160	8,525	4,394	2,858	40	22,187	5,144	5,514	10,000	5,977	35,448
SA / NT	1	16	19	617	10	1,566	4,392	594	10	7,225	1,880				10,643
TAS						445	1,202			1,647	1,144	66			3,739
VIC	260	1,821	4,770	14,023	514	5,161	4,786	1,043	381	32,759	5,423	3,300			43,219
WA		63	412	1,161		2,186	5,617	535		9,974	3,096				15,603
Total	460	2,538	8,982	27,607	1,507	27,200	25,635	8,149	1,188	103,266	21,084	14,226	10,000	5,977	147,093

Throughput Australian & NZ avocados by destination State Throughput 1st January 2009 to date = 2,731,472 5.5ka trav eqv



Comments from the CEO

- Volumes have increased on last week, and the total dispatch and forecast are again very close for the week ended.
- Volumes are going to have to increase into the future to get through the forecasted fruit.
- The wholesale markets continue to move large volumes of fruit.
- Last week retail prices dropped, with WW on catalogue special in Sydney, Melbourne and Perth.



Forecast Data (Week 19 - 23)

Variety	Trays - Total	Bulk	P/Pk	Proc	Other	All - Total
	5.5Kg	10Kg	Kg	Kg	Kg	5.5Kg Eqv

Week 19 - begin 2/05/09						
Fuerte	1,205	125				1,432
Hass	117,112	13,225	9,900		600	143,066
Pinkerton	3,300	628				4,442
Sharwil	1,000	140				1,255
Shepard	500	116	2,500			1,166
Wurtz	1,800	50				1,891
Week Total	124,917	14,284	12,400		600	153,252

Week 20 - begin 9/05/09						
Fuerte	1,275	121				1,495
Hass	99,821	13,395	27,000	400	200	129,194
Pinkerton	300	352				940
Sharwil	3,700	720				5,009
Shepard	444	106	2,500			1,092
Wurtz	3,900	200				4,264
Week Total	109,440	14,894	29,500	400	200	141,993

Week 21 - begin 16/05/09						
Fuerte	1,600	226				2,011
Hass	117,975	13,875	44,000	400	300	151,330
Pinkerton	300	352				940
Sharwil	4,700	716				6,002
Shepard	100		2,500			555
Wurtz	2,800	150				3,073
Week Total	127,475	15,319	46,500	400	300	163,911

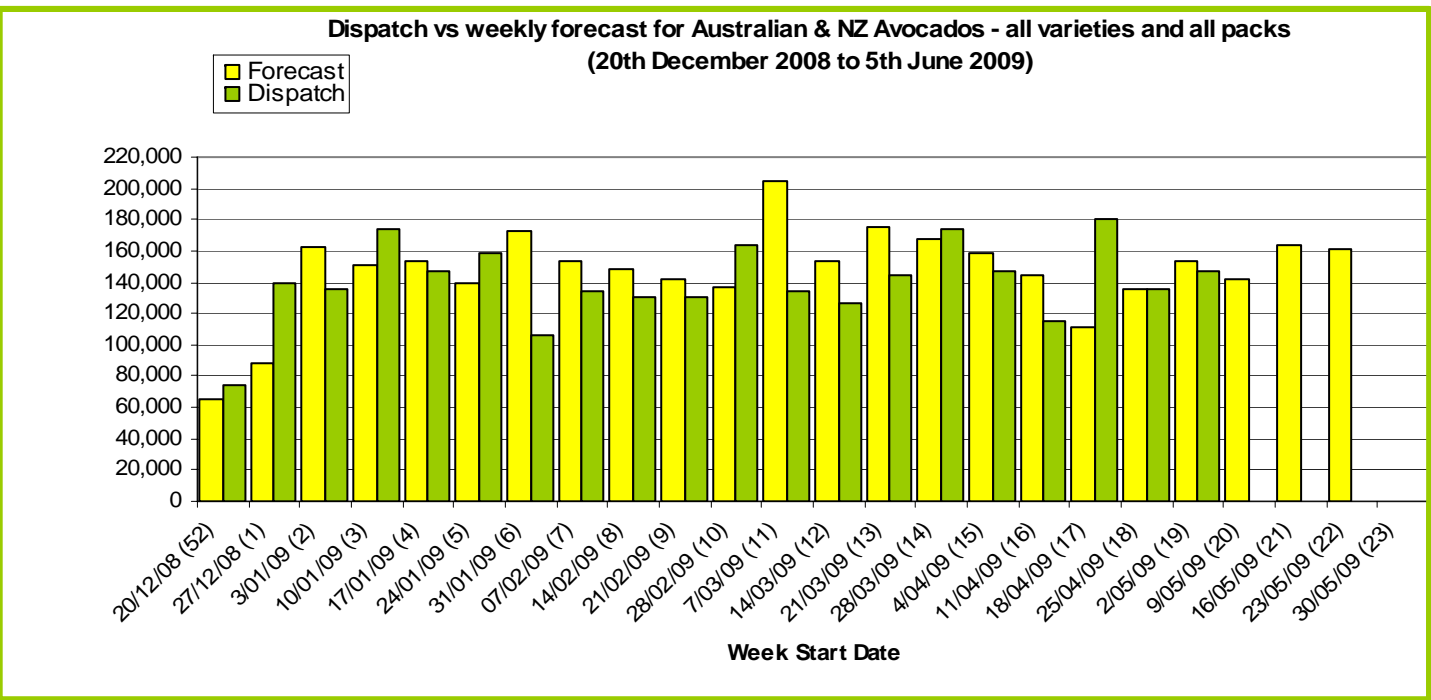
Week 22 - begin 23/05/09						
Fuerte	1,450	226				1,861
Hass	123,337	13,700	27,000		300	153,210
Pinkerton	300	352				940
Sharwil	2,700	216				3,093
Shepard			2,500			455
Wurtz	2,000	100				2,182
Week Total	129,787	14,594	29,500		300	161,741

Week 23 - begin 30/05/09						
Week Total						

Green shading indicates dispatch data Yellow shading indicates forecast data

Dispatch Data (Week 19 - begin 2/05/09)


Variety	Trays	Bulk	P/Pk	Proc	Other	5.5Kg Eqv
	5.5kg eqv	10Kg	Kg	Kg	Kg	Total Trays
Fuerte	936	17				967
Hass	91,283	19,015	10,530	10,000	5,608	130,609
Pinkerton	1,103	200			369	1,534
Sharwil	1,132	178				1,456
Shepard	3,865	1,419	3,696			7,117
Wurtz	4,945	255				5,409
Total	103,264	21,084	14,226	10,000	5,977	147,093



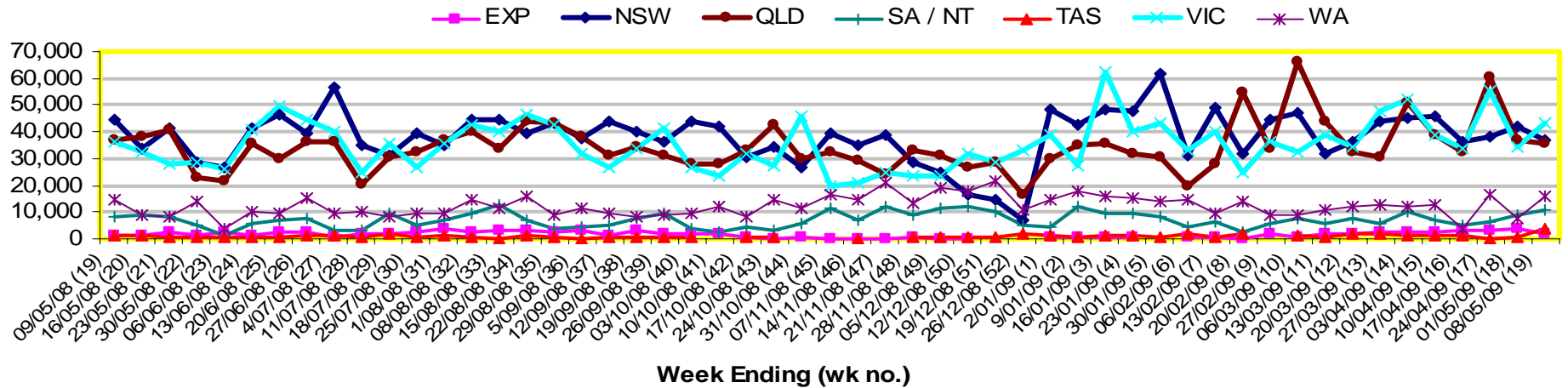
New Zealand Avocado Exports—Forecast v Import Statistics (5.5kg eqv trays) August 2008-April 2009

Export Dest'n	Aug	Sep	Oct	Nov	Dec	Jan	Feb	Mar	Apr	Total to date
NZ Export Forecast		26,730	177,487	319,958	378,497	304,722	122,824	6,282		1,336,500
Australia		7,713	210,274	312,989	345,200	235,527	150,635			1,262,338
USA										
Japan		3,920	21,563	37,519	27,534	9,600				100,135
Total		11,633	231,837	350,508	372,734	245,127	150,635			1,362,657

Percentage dispatched by region 2009 Season (Based on seasonal forecast - 2009)



Throughput Australian & NZ avocados by destination State
Throughput 1st January 2009 to date = 2,731,472 5.5kg tray eqv



Week 19 contributors - Packhouses

- | | |
|---------------------------------|-----------------------------|
| Donovan Family Investment Trust | Sunfresh |
| G & J Krenske | Sunnyspot Packhouse PL |
| J & K Hummer | SuperPak Group Pty Ltd |
| Lavers Orchards | The I & R Family Trust |
| Mount Hallen Avocados | The Jonsson Family Trust |
| Natures Fruit Company | Tinaroo Falls Avocado Trust |
| One Harvest | Tropicado Avocados |
| Simpsons Farms Pty Ltd | |

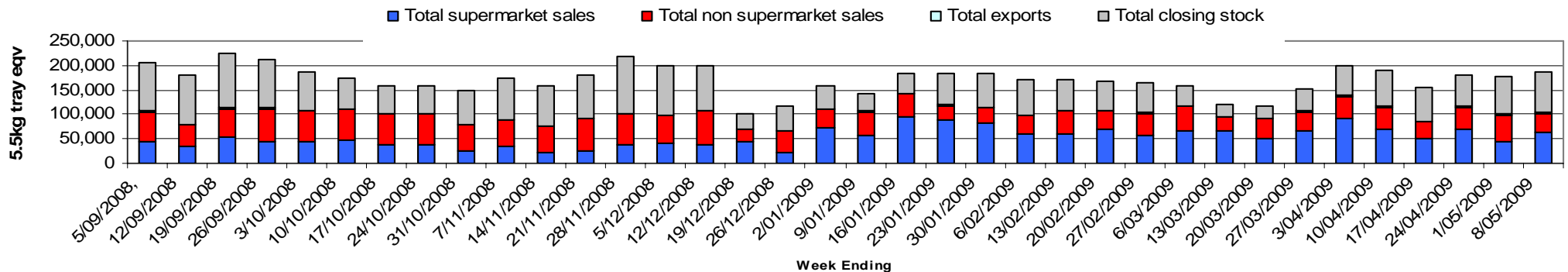
Week 19 contributors - Wholesalers

- | | |
|------------------------------------|---------------------------------------|
| Allstates F&V (Perth) | Quality Produce International (Perth) |
| Costa Exchange Trading (Brisbane) | Romeos Marketing (Brisbane) |
| Dykes Bros (Melbourne) | Sculli & Co Pty Ltd (Melbourne) |
| Etherington (Perth) | The La Manna Group (Adelaide) |
| Kelly's (Melbourne) | The La Manna Group (Brisbane) |
| Mercer Mooney (Perth) | The La Manna Group (Melbourne) |
| Murray Bros (Brisbane) | United Fresh (Adelaide) |
| Premier Fruits Pty Ltd (Melbourne) | |

Sales Report including Direct Sales from Packhouses, Wholesale Sales and Stock on Hand at Wholesale Level

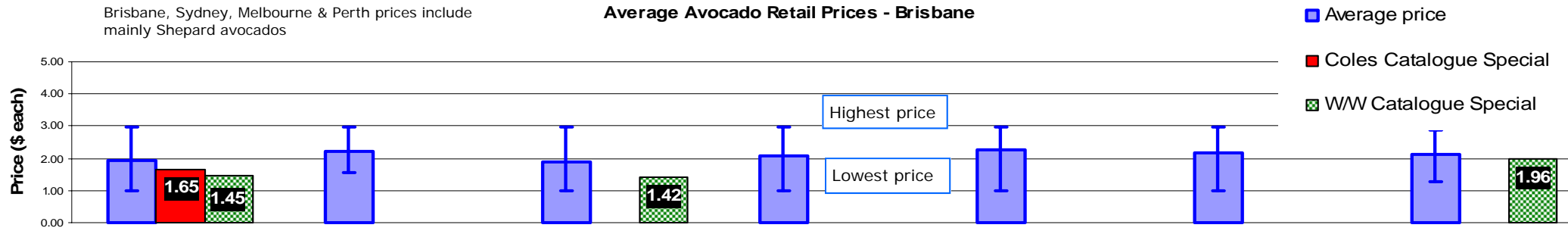
	Trays 5.5kg eqv (incl. Mod6 & P84)				Bulk 10kg Cartons					Pre-Pack Kg					Total (5.5kg eqv)			
	Hass	Shepard	Other	Total	Hass	Shepard	Other	Total	5.5kg eqv	Hass	Shepard	Other	Total	5.5kg eqv	Hass	Shepard	Other	Total
NSW																		
Total supermarket sales																		
Total non supermarket sales	# Full data set not included because not enough Sydney wholesalers contributed data this week																	
Total exports																		
Total sales	9,890		456	10,346	664		12	676	1,229	2,706	2,640		5,346	972	11,589	480	478	12,547
Total stock on hand																		
QLD																		
Total supermarket sales	15,130			15,130	1,232			1,232	2,240	3,528	1,056		4,584	833	18,011	192		18,203
Total non supermarket sales	14,217	466	40	14,723	393	636	17	1,046	1,902						14,932	1,622	71	16,625
Total exports	870			870	477			477	867						1,737			1,737
Total sales	30,217	466	40	30,723	2,102	636	17	2,755	5,009	3,528	1,056		4,584	833	34,681	1,814	71	36,566
Total stock on hand	35,146	530	239	35,915	2,311	120	13	2,444	4,444	130			130	24	39,372	748	263	40,383
SA & TAS																		
Total supermarket sales																		
Total non supermarket sales	# Full data set not included because not enough SA/TAS wholesalers contributed data this week																	
Total exports																		
Total sales	8,331	26	81	8,438	1,448		1	1,449	2,635	66			66	12	10,976	26	83	11,085
Total stock on hand #																		
VIC																		
Total supermarket sales	15,249			15,249	1,496			1,496	2,720	3,300			3,300	600	18,569			18,569
Total non supermarket sales	6,519	1,808	783	9,110	843	453	239	1,535	2,791						8,052	2,631	1,217	11,900
Total exports																		
Total sales	21,768	1,808	783	24,359	2,339	453	239	3,031	5,511	3,300			3,300	600	26,621	2,631	1,217	30,470
Total stock on hand	12,501	3,132	3,335	18,967	3,015	1,359		4,374	7,953						17,983	5,603	3,335	26,920
WA																		
Total supermarket sales	4,889			4,889	1,232			1,232	2,240						7,129			7,129
Total non supermarket sales	3,893			3,893	921	79		1,000	1,818						5,567	144		5,711
Total exports																		
Total sales	8,782			8,782	2,153	79		2,232	4,058						12,696	144		12,840
Total stock on hand #	5,181			5,181	1,065			1,065	1,936						7,117			7,117
TOTAL																		
Total supermarket sales	50,927		537	51,464	5,768		13	5,781	10,511	9,600	3,696		13,296	2,417	63,160	672	561	64,393
Total non supermarket sales	27,191	2,300	823	30,314	2,461	1,168	256	3,885	7,064						31,666	4,423	1,288	37,377
Total exports	870			870	477			477	867						1,737			1,737
Total sales	78,989	2,300	1,360	82,648	8,706	1,168	269	10,143	18,442	9,600	3,696		13,296	2,417	96,563	5,095	1,849	103,507
Total stock on hand	60,125	3,738	3,742	67,605	6,993	1,537	113	8,643	15,715	130			130	24	72,864	6,532	3,947	83,343

Weekly National Sales

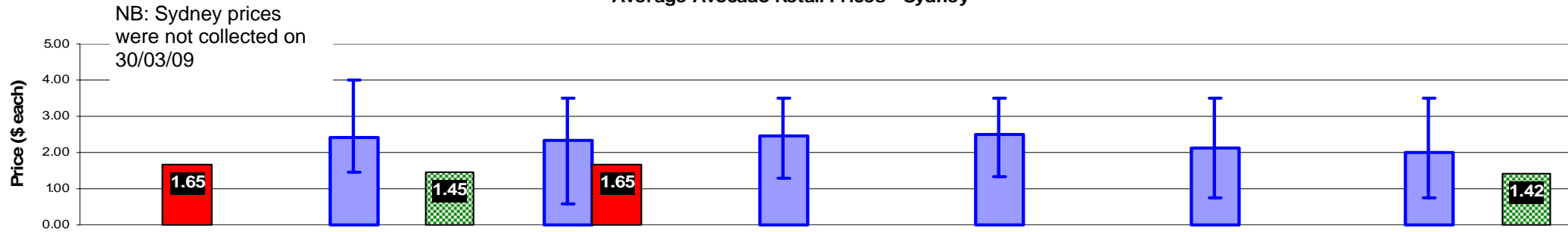


Brisbane, Sydney, Melbourne & Perth prices include mainly Shepard avocados

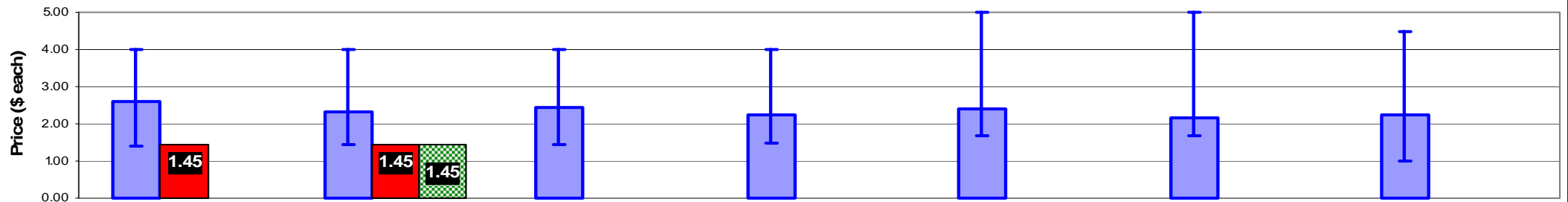
Average Avocado Retail Prices - Brisbane



Average Avocado Retail Prices - Sydney



Average Avocado Retail Prices - Melbourne



Average Avocado Retail Prices - Perth

