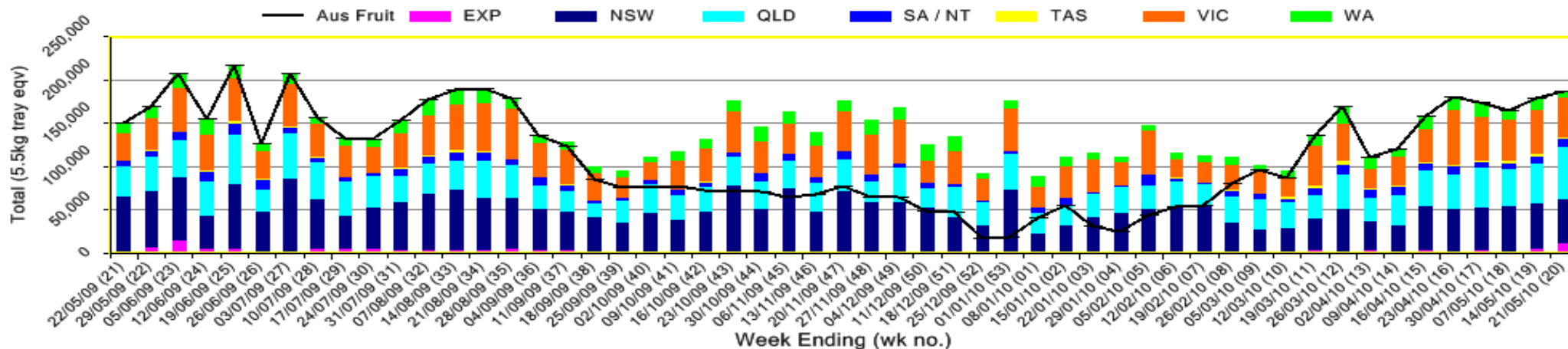


INFOCADO WEEKLY REPORT: 15th May - 21st May 2010 (Wk 20)

Industry Dispatches 15th May - 21st May 2010 (Wk 20)

Dest. State	5.5kg	5.5kg	5.5kg	5.5kg	5.5kg	5.5kg	5.5kg	5.5kg	5.5kg	Trays - Total	Bulk	P/PK	Proc	Other	5.5Kg Eqv Trays All
	<16	16	18	20	22	23	25	28	28+	5.5Kg Eqv	10Kg	Kg	Kg	Kg	Total
EXP			34	743		934	628	4,775	2,479	9,593	1,176				11,731
NSW	12	247	2,194	6,690	1,074	16,231	9,154	2,985	304	38,891	5,189	12,354			50,572
QLD	30	189	1,436	3,737	1,406	5,711	22,248	4,974	90	39,821	8,046	23,742	6,400	2,163	60,324
SA / NT		48	171	402	280	502	5,352	683		7,438	864	2,160			9,402
TAS							1,068			1,068	384	760			1,904
VIC	179	1,494	8,507	9,549	1,177	5,923	4,671	2,364	150	34,014	4,924	12,716			45,279
WA	2	71	431	570		436	2,479	239		4,228	1,536				7,021
Total	223	2,049	12,773	21,691	3,937	29,737	45,600	16,020	3,023	135,053	22,119	51,732	6,400	2,163	186,232

Throughput Australian & NZ avocados by destination state
Throughput 1st January 2010 to date = 2,860,731 5.5kg tray eqv



Comments from the CEO

- Dispatch volumes remain high although they are forecast to reduce slightly this week with some rain in Central Queensland and also a short week in Bundaberg due to their local show public holiday.
- Although the forecast shows that dispatches will drop off even further in the first two weeks of June, this is slightly misleading and dispatches should be similar to the last two weeks of May. A couple of packhouses were unable to update their forecast forms to include their forecasts for those 2 weeks hence the shortfall in the figures on the report.
- The National Sales graph on page 4 shows a significant increase in closing stock for last week. Please note that this is partly as a result of Sydney Wholesalers coming back on board with Infocado thereby increasing overall volumes in the report.
- Coles in Melbourne has avocados on catalogue special this week as has Woolworths in Brisbane.



Forecast Data (Week 20 - 24)					
Variety	Trays - Total	Bulk	P/Pk	Proc	All - Total
	5.5Kg Eqv	10Kg	Kg	Kg	5.5Kg Eqv
Week 20 - begin 15/05/2010					
Fuerte	130	15			157
Hass	109,995	8,642	15,000	2,000	128,799
Pinkerton	800	5			809
Sharwil	1,200	20			1,236
Shepard	20,341	610	15,000		24,177
Wurtz	500	10			518
Week Total	132,966	9,302	30,000	2,000	155,698

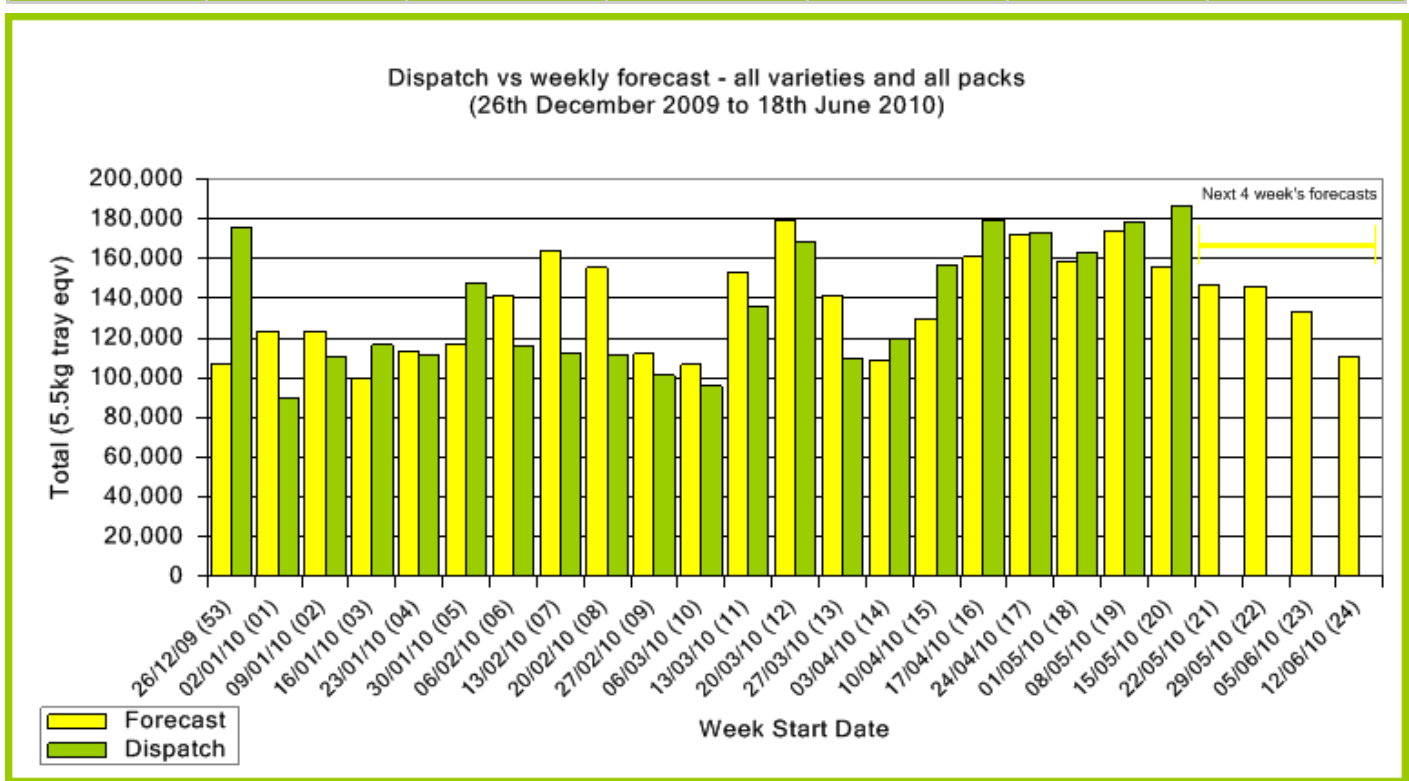
Week 21 - begin 22/05/2010					
Hass	106,424	9,950	39,500	5,000	132,606
Pinkerton	1,750	15			1,777
Sharwil	1,150	10			1,168
Shepard	10,020	600			11,111
Wurtz	350	5			359
Week Total	119,694	10,580	39,500	5,000	147,021

Week 22 - begin 29/05/2010					
Bacon		80			145
Fuerte	100	10			118
Hass	120,287	8,650	39,500	5,000	144,105
Pinkerton	300	5			309
Sharwil	1,100	10			1,118
Wurtz	200				200
Week Total	121,987	8,755	39,500	5,000	145,996

Week 23 - begin 05/06/2010					
Bacon		120			218
Hass	113,521	6,450	37,500	5,000	132,975
Pinkerton	250	5			259
Sharwil	50	5			59
Week Total	113,821	6,580	37,500	5,000	133,512

Week 24 - begin 12/06/2010					
Bacon		120			218
Hass	95,256	4,300	37,500	5,000	110,801
Week Total	95,256	4,420	37,500	5,000	111,019


Green shading indicates dispatch data			Yellow shading indicates forecast data			
Dispatch Data (Week 20 - begin 15/05/2010)						
Variety	Trays	Bulk	P/PK	Proc	Other	5.5Kg Eqv
	5.5Kg Eqv	10Kg	Kg	Kg	Kg	Total Trays
Fuerte	107	7				120
Hass	121,021	19,867	42,536	6,400	2,163	166,434
Pinkerton	461	9				477
Sharwil	882	240				1,318
Shepard	12,583	1,996	9,196			17,884
Total	135,054	22,119	51,732	6,400	2,163	186,233



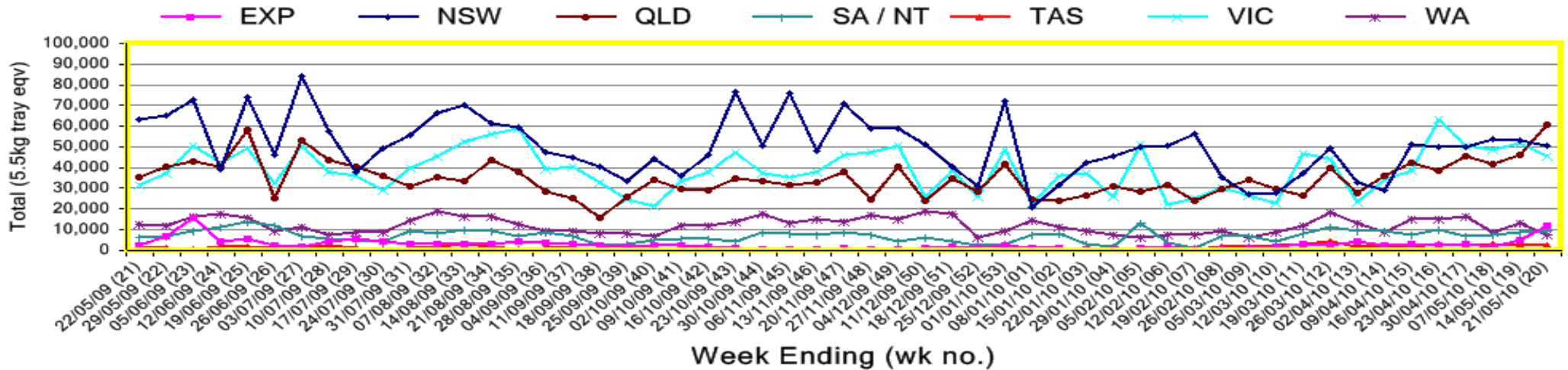
New Zealand Avocado Exports—Forecast v Import Statistics (5.5kg eqv trays) August 2009-April 2010										
Export Dest'n	Aug	Sep	Oct	Nov	Dec	Jan	Feb	Mar	Apr	Total to date
NZ Export to Australia Forecast		5,055	314,324	314,516	354,135	328,074	344,756	133,464	5,641	1,799,965
Australia		41,599	321,706	363,357	347,496	439,691	258,767	16,210		1,788,826
USA	2,727	15,090	22,787	6,183						46,787
Japan	4,519	28,746	64,348	69,842	45,244	14,154				226,853
Total	7,246	85,436	408,840	439,382	392,740	453,845	258,767	16,210		2,062,466

Percentage dispatched by region (Based on seasonal forecast - 2010)

■ Dispatch for season so far as a proportion of regional forecast ■ 12 month relative regional Forecast



Throughput Australian & NZ avocados by destination state Throughput 1st January 2010 to date = 2,860,731 5.5kg tray eqv



Week 20 contributors - Packhouses

- | | |
|---------------------------------|-----------------------------|
| Avocados With Altitude Pty Ltd | Sunny Bluff Produce Pty Ltd |
| Balmoral Orchard | Sunnyspot Packhouse PL |
| Donovan Family Investment Trust | SuperPak |
| Lavers Orchards | The I & R Family Trust |
| Natures Fruit Company | Tinaroo Falls Avocado Trust |
| One Harvest | Touchwood Farming |
| Simpson Farms Pty Ltd | Tropicado Avocados |
| Sunfresh | |

Week 20 contributors - Wholesalers

- | | |
|-----------------------------------|---|
| Allcrops Pty Ltd (Sydney) | Murray Bros (Brisbane) |
| Costa Exchange Trading (Adelaide) | Romeos (Brisbane) |
| Dykes Bros (Melbourne) | Sculli & Co Pty Ltd (Melbourne) |
| Etherington (Perth) | Sinclair & Antico (Aust) Pty Ltd (Sydney) |
| Exotic Fruit Traders (Sydney) | The La Manna Group (Adelaide) |
| Kelly's (Melbourne) | The La Manna Group (Brisbane) |
| Mercer Mooney (Perth) | The La Manna Group (Melbourne) |
| Moraitis (Sydney) | United Fresh (Adelaide) |

Sales Report including Direct Sales from Packhouses, Wholesale Sales and Stock on Hand at Wholesale Level

	Trays 5.5kg eqv (incl. Mod6 & P84)				Bulk 10Kg Cartons					Pre-Pack Kg					Total (5.5Kg Eqv)			
	Hass	Shepard	Other	Total	Hass	Shepard	Other	Total	5.5Kg Eqv	Hass	Shepard	Other	Total	5.5Kg Eqv	Hass	Shepard	Other	Total
NSW																		
Total supermarket sales	12,381			12,381	384			384	698	8,280	1,848		10,128	1,841	14,584	336		14,920
Total non supermarket sales	18,562	1,149	123	19,834	1,661	340		2,001	3,638						21,582	1,767	123	23,472
Total exports																		
Total sales	30,943	1,149	123	32,215	2,045	340		2,385	4,336	8,280	1,848		10,128	1,841	36,166	2,103	123	38,393
Total Stock on Hand	17,927	322		18,249	2,819	44		2,863	5,205						23,052	402		23,454
QLD																		
Total supermarket sales	12,937	2,410		15,347						5,004	4,356		9,360	1,702	13,847	3,202		17,049
Total non supermarket sales	13,788	356		14,144	89	95	11	195	355						13,950	529	20	14,499
Total exports	9,593			9,593	1,176			1,176	2,138						11,731			11,731
Total sales	36,318	2,766		39,084	1,265	95	11	1,371	2,493	5,004	4,356		9,360	1,702	39,528	3,730	20	43,278
Total Stock on Hand	36,524	599	133	37,256	430	57	19	506	920						37,306	703	168	38,176
SA & TAS																		
Total supermarket sales	4,974			4,974						3,161			3,161	575	5,548			5,548
Total non supermarket sales	4,564		269	4,833	556			556	1,011						5,575		269	5,844
Total exports																		
Total sales	9,538		269	9,807	556			556	1,011	3,161			3,161	575	11,123		269	11,392
Total Stock on Hand	8,204	3,194	331	11,729	1,393	192	5	1,590	2,891	306			306	56	10,793	3,543	340	14,676
VIC																		
Total supermarket sales	9,385	556		9,941	88			88	160	9,724	2,992		12,716	2,312	11,313	1,100		12,413
Total non supermarket sales	5,826	3,065	1,083	9,975	253	595	235	1,083	1,969						6,286	4,147	1,510	11,944
Total exports																		
Total sales	15,211	3,622	1,083	19,916	341	595	235	1,171	2,129	9,724	2,992		12,716	2,312	17,599	5,248	1,510	24,357
Total Stock on Hand	6,808	11,891	936	19,635	491	1,647	334	2,472	4,495						7,701	14,885	1,543	24,129
WA																		
Total supermarket sales																		
Total non supermarket sales																		
Total exports																		
Total sales	5,179			5,179	1,340			1,340	2,436						7,616			7,616
Total Stock on Hand																		
Total																		
Total supermarket sales	41,797	2,966		44,763	760			760	1,382	26,169	9,196		35,365	6,430	47,937	4,638		52,575
Total non supermarket sales	45,799	4,570	1,475	51,845	3,611	1,030	246	4,887	8,885						52,365	6,443	1,922	60,730
Total exports	9,593			9,593	1,176			1,176	2,138						11,731			11,731
Total sales	97,189	7,537	1,475	106,201	5,547	1,030	246	6,823	12,405	26,169	9,196		35,365	6,430	112,032	11,081	1,922	125,036
Total Stock on Hand	73,820	16,006	1,400	91,225	5,755	1,940	358	8,053	14,642	306			306	56	84,339	19,533	2,051	105,923

