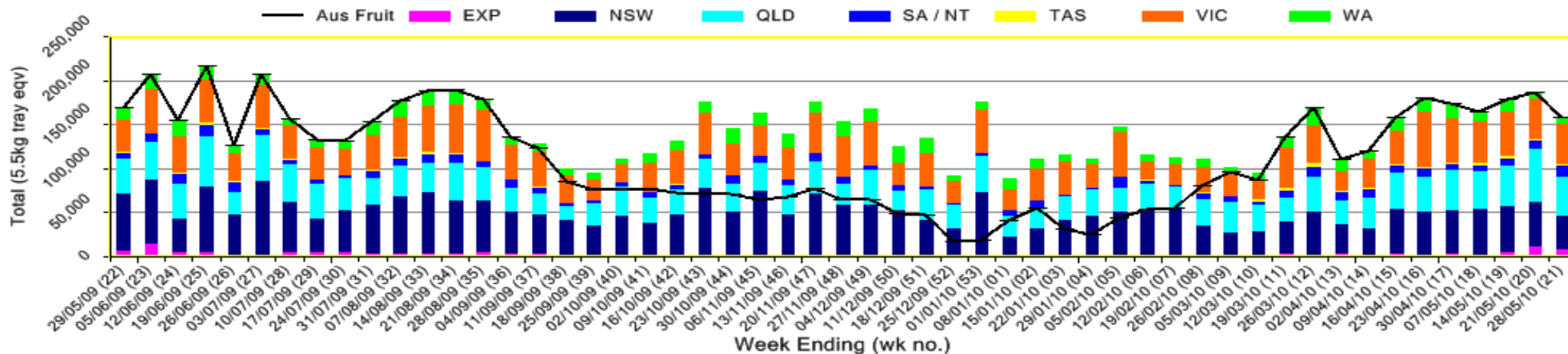


INFOCADO WEEKLY REPORT: 22nd May - 28th May 2010 (Wk 21)

Industry Dispatches 22nd May - 28th May 2010 (Wk 21)

Dest. State	5.5kg	5.5kg	5.5kg	5.5kg	5.5kg	5.5kg	5.5kg	5.5kg	5.5kg	5.5kg	Trays - Total	Bulk	P/PK	Proc	5.5Kg Eqv Trays All
	<16	16	18	20	22	23	25	28	28+	5.5Kg Eqv	10Kg	Kg	Kg	Total	
EXP						517	279	4,322	1,236		6,354	888			7,969
NSW	4	83	1,617	5,821	1,029	10,597	7,765	1,974	152	29,042	3,743	9,456		37,566	
QLD	69	299	1,401	4,764	1,236	9,557	8,565	6,379	734	33,004	5,672	4,787	2,800	44,696	
SA / NT			33	167		608	8,325	2,185		11,318	384	3,024		12,566	
TAS							653			653	480	72		1,539	
VIC	26	1,360	9,912	12,313	166	5,645	4,521	2,194	307	36,444	5,111	9,178		47,406	
WA		10	280	757		148	1,413	14		2,622	1,629			5,584	
Total	99	1,752	13,243	23,822	2,431	27,072	31,521	17,068	2,429	119,437	17,907	26,517	2,800	157,325	

Throughput Australian & NZ avocados by destination state
Throughput 1st January 2010 to date = 3,018,057 5.5kg tray eqv



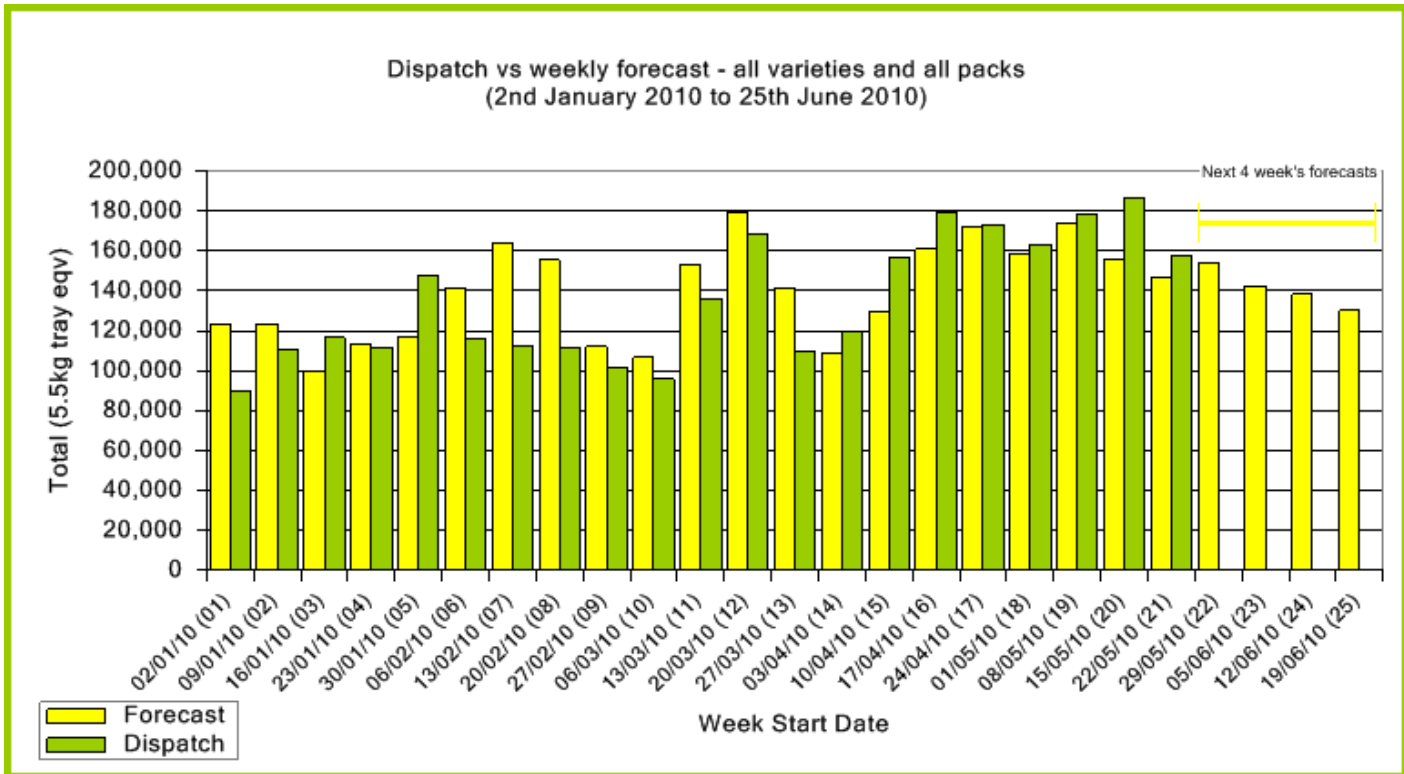
Comments from the CEO

- Dispatches were slightly lower last week. This flowed through to slightly lower closing stock on hand in the markets. These volumes should remain fairly stable for the next couple of weeks at least.
- Shepard dispatches should be totally finished in the next couple of weeks.
- This week there are catalogue specials in Coles and Woolworths in Perth and average retail prices are relatively low throughout.



Forecast Data (Week 21 - 25)					
Variety	Trays - Total	Bulk	P/Pk	Proc	All - Total
	5.5Kg Eqv	10Kg	Kg	Kg	5.5Kg Eqv
Week 21 - begin 22/05/2010					
Hass	106,424	9,950	39,500	5,000	132,606
Pinkerton	1,750	15			1,777
Sharwil	1,150	10			1,168
Shepard	10,020	600			11,111
Wurtz	350	5			359
Week Total	119,694	10,580	39,500	5,000	147,021
Week 22 - begin 29/05/2010					
Bacon		80			145
Fuerte	100	10			118
Hass	129,386	8,150	25,500	5,000	149,749
Pinkerton	80				80
Sharwil	630	10			648
Shepard	2,000	600			3,091
Wurtz	200				200
Week Total	132,396	8,850	25,500	5,000	154,032
Week 23 - begin 05/06/2010					
Bacon		120			218
Hass	121,777	6,900	25,500	5,000	139,867
Pinkerton	50				50
Sharwil	320	65			438
Shepard	1,000	600			2,091
Week Total	123,147	7,685	25,500	5,000	142,665
Week 24 - begin 12/06/2010					
Bacon		120			218
Hass	122,096	5,700	23,500	5,000	137,642
Pinkerton	30				30
Sharwil	310	65			428
Week Total	122,436	5,885	23,500	5,000	138,318
Week 25 - begin 19/06/2010					
Bacon		120			218
Hass	115,643	4,750	23,500	5,000	129,461
Sharwil	300	65			418
Week Total	115,943	4,935	23,500	5,000	130,098

Green shading indicates dispatch data					Yellow shading indicates forecast data	
Dispatch Data (Week 21 - begin 22/05/2010)						
Variety	Trays	Bulk	P/PK	Proc	5.5Kg Eqv	
	5.5Kg Eqv	10Kg	Kg	Kg	Total Trays	
Hass	104,924	15,832	26,517	2,800	139,039	
Pinkerton	138				138	
Sharwil	401	153			679	
Shepard	13,975	1,922			17,470	
Total	119,438	17,907	26,517	2,800	157,32	



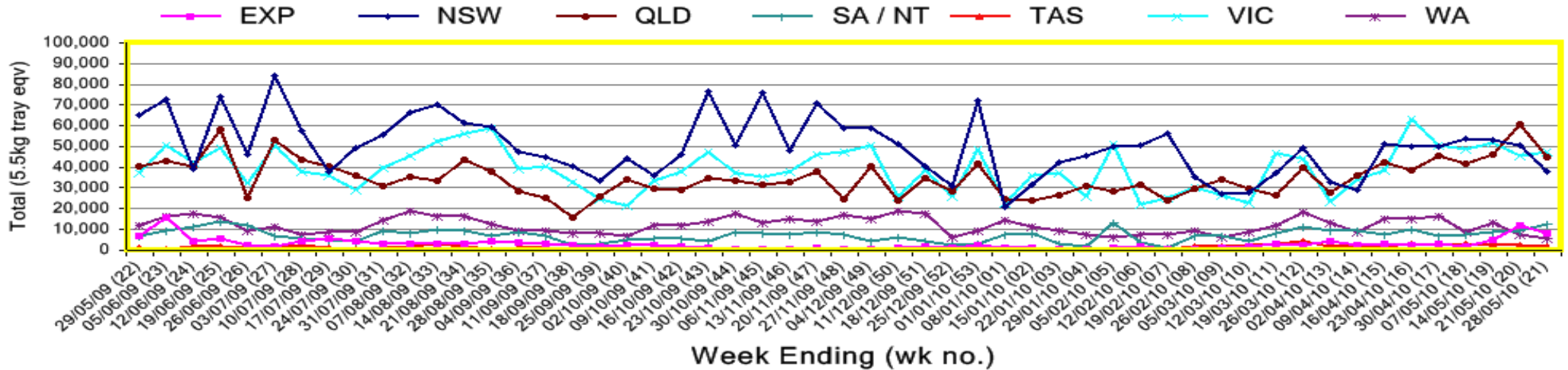
New Zealand Avocado Exports—Forecast v Import Statistics (5.5kg eqv trays) August 2009-April 2010										
Export Dest'n	Aug	Sep	Oct	Nov	Dec	Jan	Feb	Mar	Apr	Total to date
NZ Export to Australia Forecast		5,055	314,324	314,516	354,135	328,074	344,756	133,464	5,641	1,799,965
Australia		41,599	321,706	363,357	347,496	439,691	258,767	16,210		1,788,826
USA	2,727	15,090	22,787	6,183						46,787
Japan	4,519	28,746	64,348	69,842	45,244	14,154				226,853
Total	7,246	85,436	408,840	439,382	392,740	453,845	258,767	16,210		2,062,466

Percentage dispatched by region (Based on seasonal forecast - 2010)

■ Dispatch for season so far as a proportion of regional forecast ■ 12 month relative regional Forecast



Throughput Australian & NZ avocados by destination state Throughput 1st January 2010 to date = 3,018,057 5.5kg tray eqv



Week 21 contributors - Packhouses

- | | |
|---------------------------------|-----------------------------|
| Avocados With Altitude Pty Ltd | Sunfresh |
| Balmoral Orchard | Sunny Bluff Produce Pty Ltd |
| Chris and Sue Allan | Sunnyspot Packhouse PL |
| Donovan Family Investment Trust | SuperPak |
| Googa Farms | The I & R Family Trust |
| Lavers Orchards | Tinaroo Falls Avocado Trust |
| Natures Fruit Company | Touchwood Farming |
| One Harvest | Tropicado Avocados |
| Simpson Farms Pty Ltd | |

Week 21 contributors - Wholesalers

- | | |
|-----------------------------------|---|
| Allcrops Pty Ltd (Sydney) | Romeos (Brisbane) |
| Costa Exchange Trading (Adelaide) | Sculli & Co Pty Ltd (Melbourne) |
| Dykes Bros (Melbourne) | Sinclair & Antico (Aust) Pty Ltd (Sydney) |
| Etherington (Perth) | The La Manna Group (Adelaide) |
| Kelly's (Melbourne) | The La Manna Group (Brisbane) |
| Mercer Mooney (Perth) | The La Manna Group (Melbourne) |
| Moraitis (Sydney) | United Fresh (Adelaide) |
| Murray Bros (Brisbane) | |

Sales Report including Direct Sales from Packhouses, Wholesale Sales and Stock on Hand at Wholesale Level

	Trays 5.5kg eqv (incl. Mod6 & P84)				Bulk 10Kg Cartons					Pre-Pack Kg					Total (5.5Kg Eqv)			
	Hass	Shepard	Other	Total	Hass	Shepard	Other	Total	5.5Kg Eqv	Hass	Shepard	Other	Total	5.5Kg Eqv	Hass	Shepard	Other	Total
NSW																		
Total supermarket sales																		
Total non supermarket sales	# Full data set not displayed because not enough NSW wholesalers contributed data this week																	
Total exports																		
Total sales	22,819	2,028	126	24,973	2,013	44	2	2,059	3,744	5,856			5,856	1,065	27,544	2,108	130	29,781
Total Stock on Hand																		
QLD																		
Total supermarket sales	14,074		6	14,080	138		6	144	262	2,131			2,131	387	14,712		17	14,729
Total non supermarket sales	10,825	441		11,266	126	23	8	157	285						11,054	483	15	11,551
Total exports	6,354			6,354	888			888	1,615						7,969			7,969
Total sales	31,253	441	6	31,700	1,152	23	14	1,189	2,162	2,131			2,131	387	33,735	483	31	34,249
Total Stock on Hand	31,453	158	210	31,821	330	34	51	415	755						32,053	220	303	32,576
SA & TAS																		
Total supermarket sales	6,830			6,830	230	384		614	1,116	3,383			3,383	615	7,864	698		8,562
Total non supermarket sales	4,374		67	4,441	474			474	862						5,236		67	5,303
Total exports																		
Total sales	11,204		67	11,271	704	384		1,088	1,978	3,383			3,383	615	13,099	698	67	13,865
Total Stock on Hand	6,321	3,194	264	9,779	1,259	192	5	1,456	2,647	307			307	56	8,666	3,543	273	12,482
VIC																		
Total supermarket sales	12,037			12,037	60			60	109	9,178			9,178	1,669	13,814			13,814
Total non supermarket sales	5,043	2,788	1,070	8,901	581	803	417	1,801	3,275						6,099	4,248	1,828	12,176
Total exports																		
Total sales	17,079	2,788	1,070	20,938	641	803	417	1,861	3,384	9,178			9,178	1,669	19,914	4,248	1,828	25,990
Total Stock on Hand	7,738	12,726	706	21,170	1,510	1,022	13	2,545	4,627						10,484	14,584	730	25,797
WA																		
Total supermarket sales																		
Total non supermarket sales	# Full data set not displayed because not enough WA wholesalers contributed data this week																	
Total exports																		
Total sales	5,156			5,156	1,950			1,950	3,545						8,702			8,702
Total Stock on Hand																		
Total																		
Total supermarket sales	43,627	1,772	6	45,405	1,312	384	6	1,702	3,095	20,548			20,548	3,736	49,749	2,470	17	52,235
Total non supermarket sales	37,531	3,485	1,263	42,279	4,260	870	427	5,557	10,104						45,276	5,067	2,039	52,383
Total exports	6,354			6,354	888			888	1,615						7,969			7,969
Total sales	87,512	5,257	1,269	94,038	6,460	1,254	433	8,147	14,813	20,548			20,548	3,736	102,993	7,537	2,056	112,587
Total Stock on Hand	60,358	16,078	1,180	77,616	4,576	1,248	69	5,893	10,715	307			307	56	68,734	18,347	1,305	88,386

