

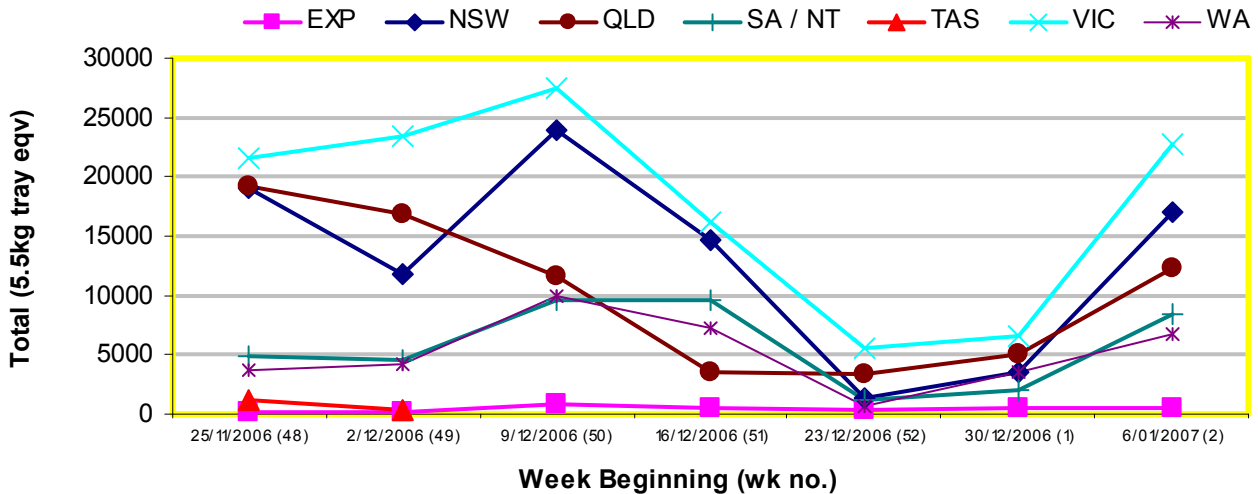


INFOCADO WEEKLY REPORT

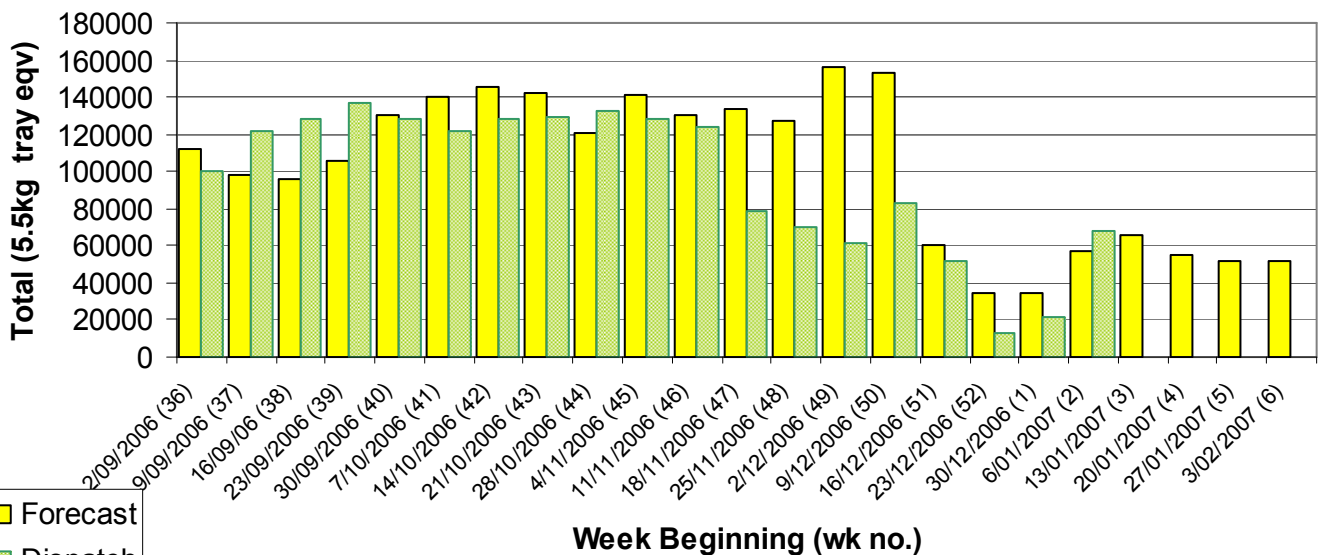
6th January to 12th January 2007 (Wk 2)

Industry Dispatches 6th January to 12th January (wk 2)														
Dest. State	5.5Kg	5.5Kg	5.5Kg	5.5Kg	5.5Kg	5.5Kg	5.5Kg	5.5Kg	5.5Kg	5.5Kg	Bulk	P/PK	5.5Kg Eqv Trays All	
	<16	16	18	20	22	23	25	28	28+	Total	10Kg	Kg	Total	
EXP				20					420		440			440
NSW	667	1,311	1,896	3,310		2,825	1,347	2,043		13,399	2,411		17,852	
QLD		258	1,100	1,366	71	1,907	1,674	1,536	103	8,015	2,359		12,304	
SA / NT	150	33	370	742	173	1,544	1,129	3,527	4	7,672	207	1,700	8,357	
VIC	28	1,528	2,815	5,122		3,558	1,962	3,076	96	18,185	2,479		22,692	
WA	4	305	219	623		1,900	1,676	792	9	5,528	231	4,600	6,784	
Total	849	3,435	6,400	11,183	244	11,734	7,788	11,394	212	53,239	7,725	6,300	68,430	

















Throughput Australian avocados by destination State Throughput 1st January to date = 88,841 5.5kg tray eqv



Dispatch vs weekly forecast for all varieties and all packs (2nd September 2006 to 9th February 2007)



Major Capital City Weather Report – week ahead

City	Tue	Wed	Thu	Fri	Public Hols	Upcoming school Hols
Brisbane	 28°	 28°	 28°	 28°	Australia Day 26 Jan	16 th Dec – 28 th Jan
Melbourne	 39°	 35°	 31°	 34°	Australia Day 26 Jan	22 nd Dec—29 th Jan
Perth	 25°	 28°	 27°	 23°	Australia Day 26 Jan	15 th Dec – 30 th Jan
Sydney	 26°	 27°	 27°	 28°	Australia Day 26 Jan	22 nd Dec – 28 th Jan

Dispatch Data (Week 2—begin 6/1/07)

Variety	5.5Kg Eqv Trays	Bulk	P/PK	5.5Kg Eqv Trays All
	Total	10Kg	Kg	Total
Gwen	3,673	304		4,226
Hass	46,846	7,224	6,300	61,126
Lamb Hass	595	50		686
Reed	2,125	147		2,125
Total	53,239	7,725	6,300	68,430

Forecast Data (Week 2-6)

Variety	5.5Kg Tray	Bulk 10Kg	Other Kg	P/Pk Kg	5.5Kg Eqv All Tray
Week 2—begin 6/1/07					
Gwen	1,050	70			1,177
Hass	37,900	8,321	500	4,900	53,120
Lamb Hass	640	80			785
Reed	600	90			764
Week Total	40,190	8,561	500	4,900	56,737
Week 3—begin 13/1/07					
Gwen	1,150	75			1,286
Hass	45,860	6,892	100	18,900	58,409
Lamb Hass	420	65			538
Reed	1,900	92			2,067
Wurtz	100				100
Week Total	49,430	7,124	100	18,900	65,837
Week 4—begin 20/1/07					
Gwen	1,200	70			1,327
Hass	38,450	6,300	100	5,800	49,923
Lamb Hass	100	10			118
Reed	2,280	112			2,484
Week Total	42,030	6,492	100	5,800	54,906
Week 5—begin 27/1/07					
Gwen	350	10			368
Hass	35,970	6,315		6,800	47,452
Reed	3,000	62			3,113
Week Total	39,320	6,387		6,800	52,169
Week 6—begin 3/2/07					
Hass	35,770	5,845		6,800	46,397
Lamb Hass	60				60
Reed	1,500	2			1,504
Shepard	1,800	200			2,164
Week Total	39,130	6,047		6,800	51,361

Week 2 contributors

Avonova
 C F Fechner
 Chinoola Orchards
 Chislett Developments Pty Ltd
 Coastal Avocados
 Delroy Orchards
 Kulnura Ambrosia Avocados
 KV & JM Lehmann
 Mariners Rest
 Merrinee Farms
 Midcoast Avocados
 Natures Fruit Company
 RM & KL Cornwall
 So Aussie Fresh Pty Ltd
 Sunfresh
 Tam MT Farm Management
 Trevor Brennan
 VP & EA Farrell
 W French & Co

For more detailed reports please go to
www.avocado.org.au and login to
 Infocado. Instructions on accessing
 reports are available in your Infocado
 Information kit under 'Retrieving
 information'

For further assistance please
 contact: Joanna Embry,
 Ph: 07 3391 2344, Email:
infocado@avocado.org.au

You may wish to print a copy of this report and insert it into the 'reports' section of your
 Infocado Information Kit