



INFOCADO WEEKLY REPORT

26th May to 2nd June 2007 (Wk 22)

Green shading indicates dispatch data

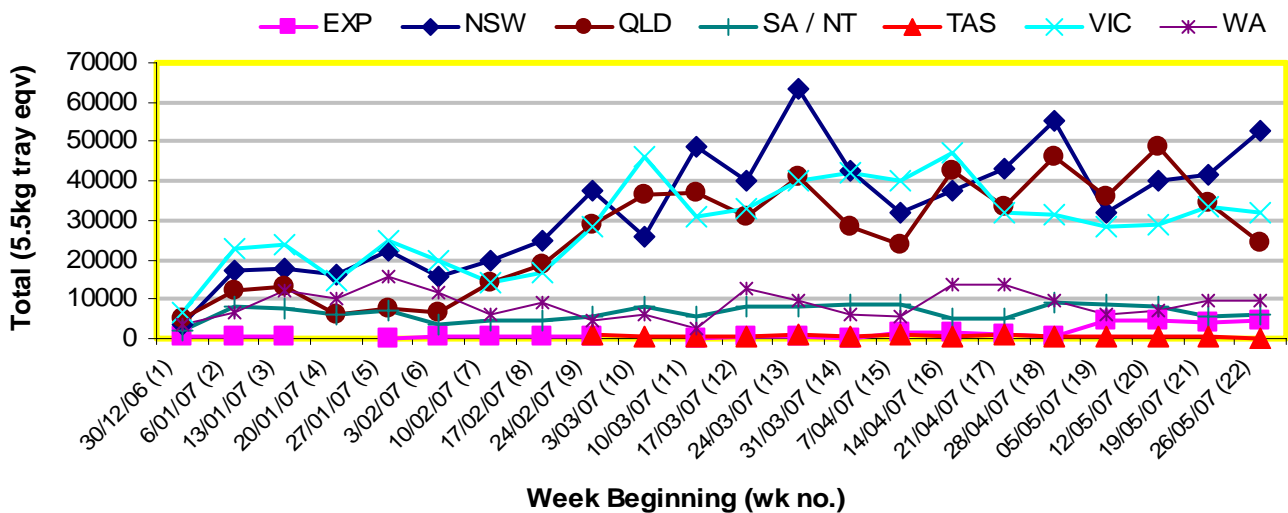
Yellow shading indicates forecast data

Industry Dispatches 26th May to 2nd June 2007 (Wk 22)

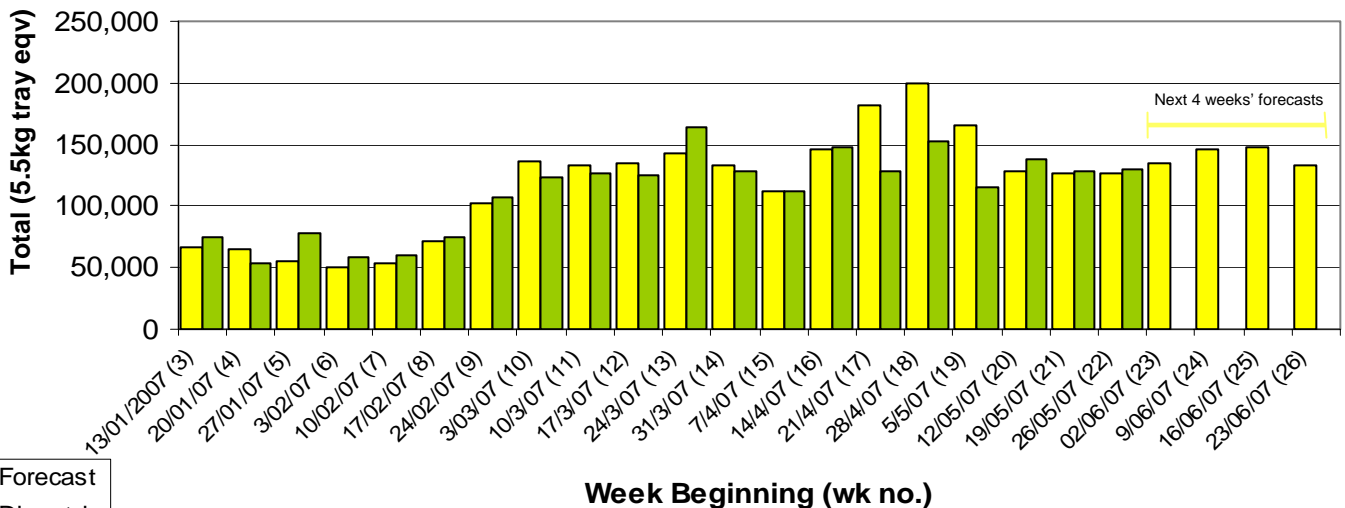
Dest. State	5.5kg										Bulk	P/PK	Proc	5.5Kg Eqv Trays All
	<16	16	18	20	22	23	25	28	28+	Total				
EXP			18	449		955	973	1,564	658	4,617	100	60		4,810
NSW	215	416	2,865	14,614	1,511	9,192	4,922	2,404	631	36,770	6,737	19,690		52,599
QLD	2	11	62	2,128	731	1,465	7,516	3,439	175	15,529	3,647	3,190	8,000	24,195
SA / NT		22	72	123	151	240	3,159	576	35	4,378	912	176		6,068
TAS							188			188				188
VIC	43	3,031	3,792	7,476	1,265	6,951	3,101	935	58	26,652	2,466	4,554		31,964
WA				267	21	2,131	2,394	864		5,677	2,080	358		9,524
Total	260	3,480	6,809	25,057	3,679	20,934	22,253	9,782	1,557	93,811	15,942	28,028	8,000	129,347

Throughput Australian avocados by destination State

Throughput 1st January 2007 to date = 2,330,900 5.5kg tray eqv



Dispatch vs weekly forecast for all varieties and all packs (13th January 2007 to 29th June 2007)



Major Capital City Weather Report – week ahead

City	Tue	Wed	Thur	Fri	Public Hols	Upcoming school Hols
Brisbane	22°	21°	16°	20°	Queens Birthday—June 11	23rd June—9th July
Melbourne	15°	14°	14°	18°	Queens Birthday— June 11	30th June—15th July
Perth	20°	23°	21°	15°		7th July—23rd July
Sydney	18°	18°	18°	18°	Queens Birthday—June 11	30th June—15th July

Forecast Data (Week 22-26)

Variety	Trays - Total	Bulk	P/Pk	Proc	All - Total
	5.5Kg Eqv	10Kg	Kg	Kg	5.5Kg Eqv
Week 22—begin 26/5/07					
Hass	99,159	8,815	27,500	3,000	120,731
Pinkerton	800	500			1,709
Sharwil	2,110	30			2,165
Wurtz	1,250	130			1,486
Week Total	103,319	9,475	27,500	3,000	126,091
Week 23—begin 2/6/07					
Bacon		180			327
Hass	108,590	9,792	15,000	2,500	129,576
Pinkerton	750	500			1,659
Sharwil	1,280	80			1,425
Wurtz	1,050	130			1,286
Week Total	111,670	10,682	15,000	2,500	134,274
Week 24—begin 9/6/07					
Bacon		180			327
Hass	119,460	10,439	16,500	2,500	141,895
Pinkerton	750	300			1,295
Sharwil	780	280			1,289
Wurtz	800	100			982
Week Total	121,790	11,299	16,500	2,500	145,789
Week 25—begin 16/6/07					
Bacon		180			327
Hass	120,760	10,489	16,500	1,500	143,104
Pinkerton	750	300			1,295
Sharwil	1,530	280			2,039
Wurtz	800	100			982
Week Total	123,840	11,349	16,500	1,500	147,748
Week 26—begin 23/6/07					
Bacon		180			327
Hass	111,160	8,009	16,000		128,631
Pinkerton	750	300			1,295
Sharwil	1,500	275			2,000
Wurtz	500	100			682
Week Total	113,910	8,864	16,000		132,935

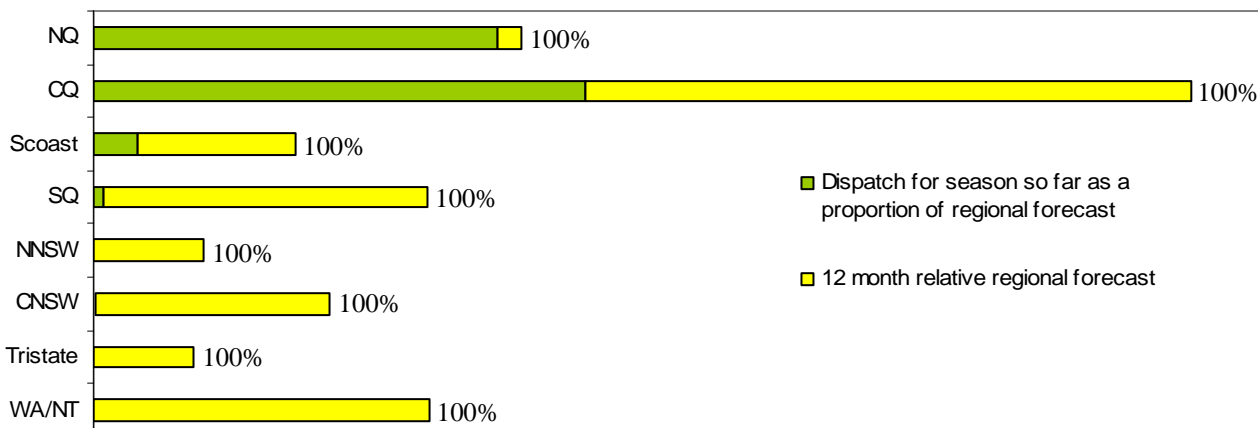
Dispatch Data (Week 22—begin 26/05/07)

Variety	Trays	Bulk	P/PK	Proc	5.5Kg Eqv
	5.5kg eqv	10Kg	Kg	Kg	Total Trays
Bacon		80			145
Fuerte	117	9			133
Gwen	46				46
Hass	90,320	14,914	28,028	8,000	123,987
Pinkerton	484	389			1,191
Reed	38	12			60
Sharwil	2,027	394			2,743
Shepard		53			96
Wurtz	779	91			944
Total	93,811	159,42	28,028	8,000	129,347

Week 22 contributors

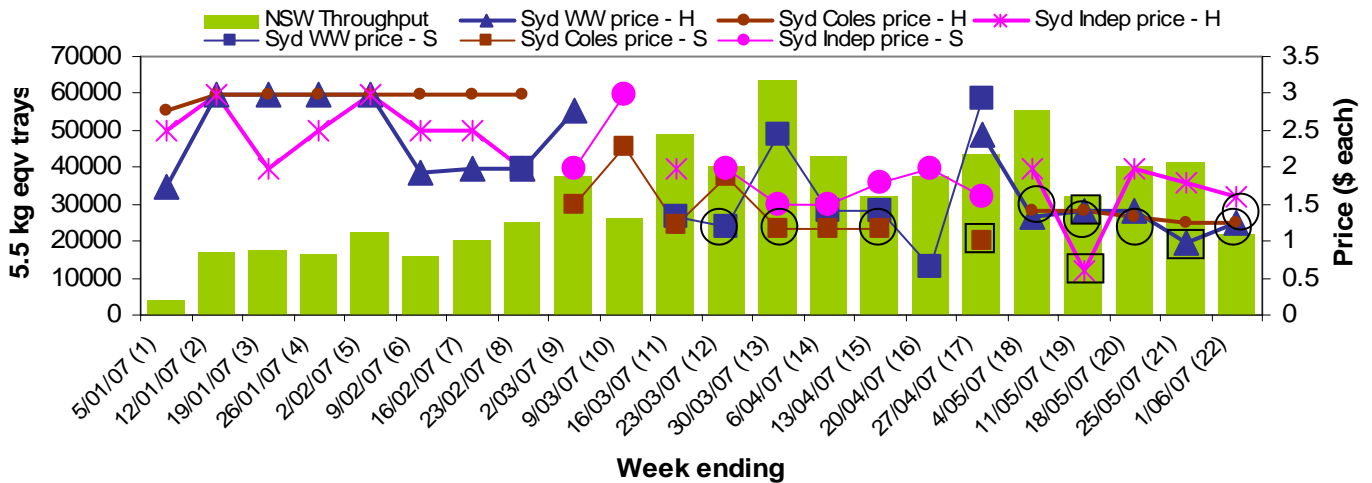
C F Fechner
 Coastal Avocados
 Donovan Avocados
 G & C Christensen
 G & J Krenske
 G & R Ernest
 Goodlife Orchards
 Green Pear Avocado
 JC & SK Smythe
 Lavers Orchards
 Midcoast Avocados
 Natures Fruit Company
 One Harvest
 Rocky Creek Orchards
 Simpsons Farms Pty Ltd
 Sunfresh
 Sunny Bluff Produce Pty Ltd
 Tinaroo Falls Avocado Trust
 Touchwood Farming
 Tropicado Avocados
 WA & GM Jonsson

Percentage dispatched by region (Based on seasonal forecast - 2007)

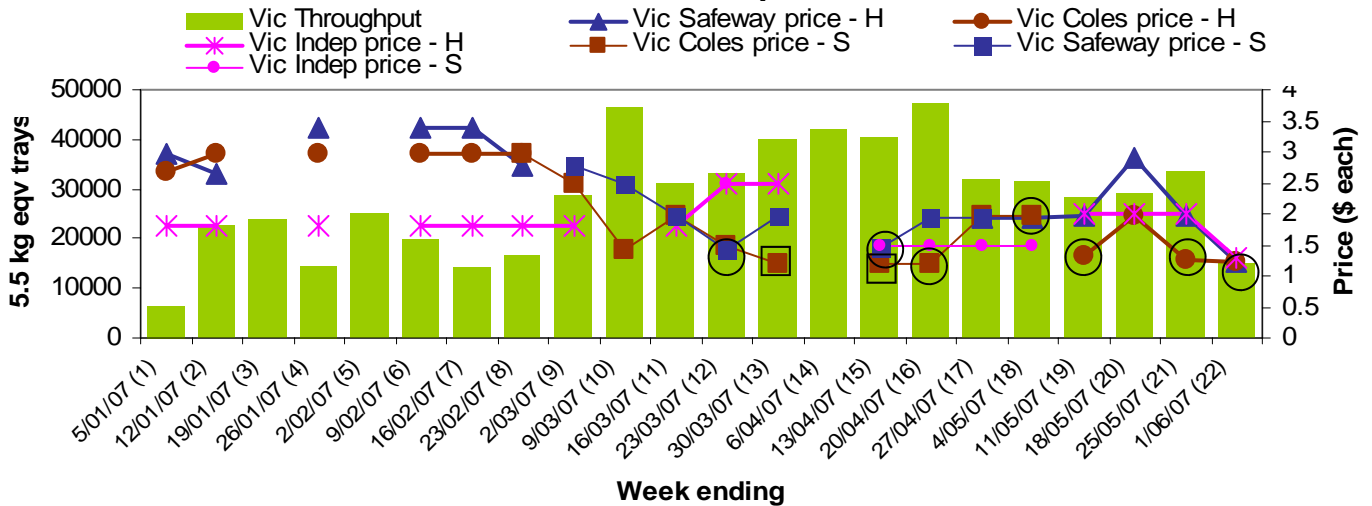


NB: H = Hass, S= Shepard, ○ = catalogue special □ = store special

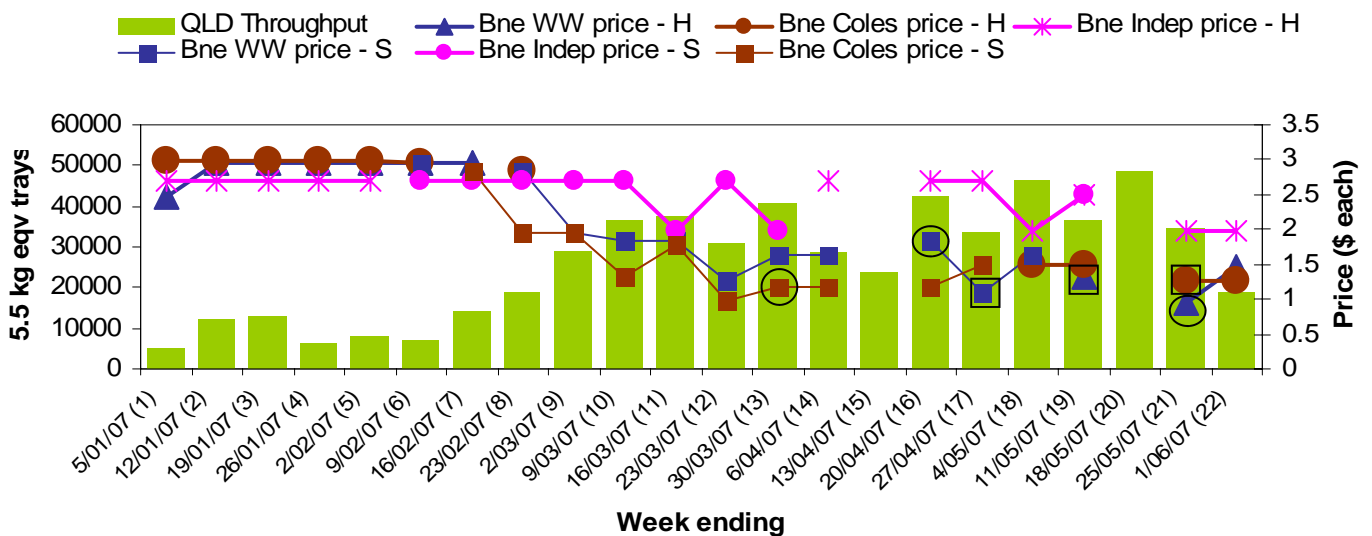
Sydney Avocado Retail Prices vs Dispatches - Destination state NSW



Melbourne Avocado Retail Prices vs Dispatches - Destination state Vic



Brisbane Avocado Retail Prices vs Dispatches - Destination state Qld



For more detailed reports please go to www.avocado.org.au and login to Infocado. Instructions on accessing reports are available in your Infocado Information kit under 'Retrieving information'

For further assistance please contact: Joanna Embry, Ph: 07 3391 2344, Email: infocado@avocado.org.au