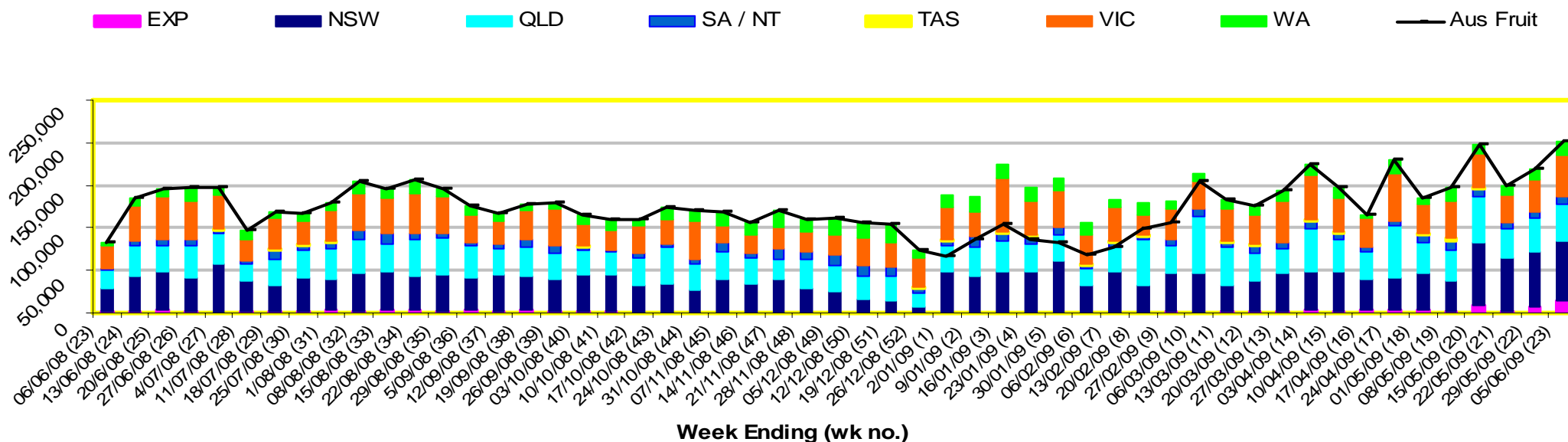


INFOCADO WEEKLY REPORT: 30th May - 5th June 2009 (Wk 23)

Industry Dispatches 30th May - 5th June 2009 (Wk 23)

Dest. State	5.5kg										Bulk	P/PK	Oil	Proc	Other	5.5Kg Eqv Trays All
	<16	16	18	20	22	23	25	28	28+	Total						
EXP		26	178	1,215		1,119	990	8,325	653	12,506	1,449					15,141
NSW	111	572	4,905	9,007	1,677	13,104	9,924	3,110	164	42,574	14,228	8,928				70,066
QLD	133	683	1,363	3,600	489	9,418	7,728	3,346	558	27,318	6,298	5,616	3,208	9,600	450	42,200
SA / NT			491	178	101	1,796	5,124	999	74	8,763	289					9,288
TAS						445				445		270				494
VIC	81	1,771	8,693	14,757	250	4,758	5,260	855	39	36,464	4,939	11,232				47,486
WA		17	135	1,932		2,377	3,011	304		7,776	4,496					15,951
Total	325	3,069	15,765	30,689	2,517	33,017	32,037	16,939	1,488	135,846	31,699	26,046	3,208	9,600	450	200,627

Throughput Australian & NZ avocados by destination State Throughput 1st January 2009 to date = 3,447,815 5.5kg tray eqv



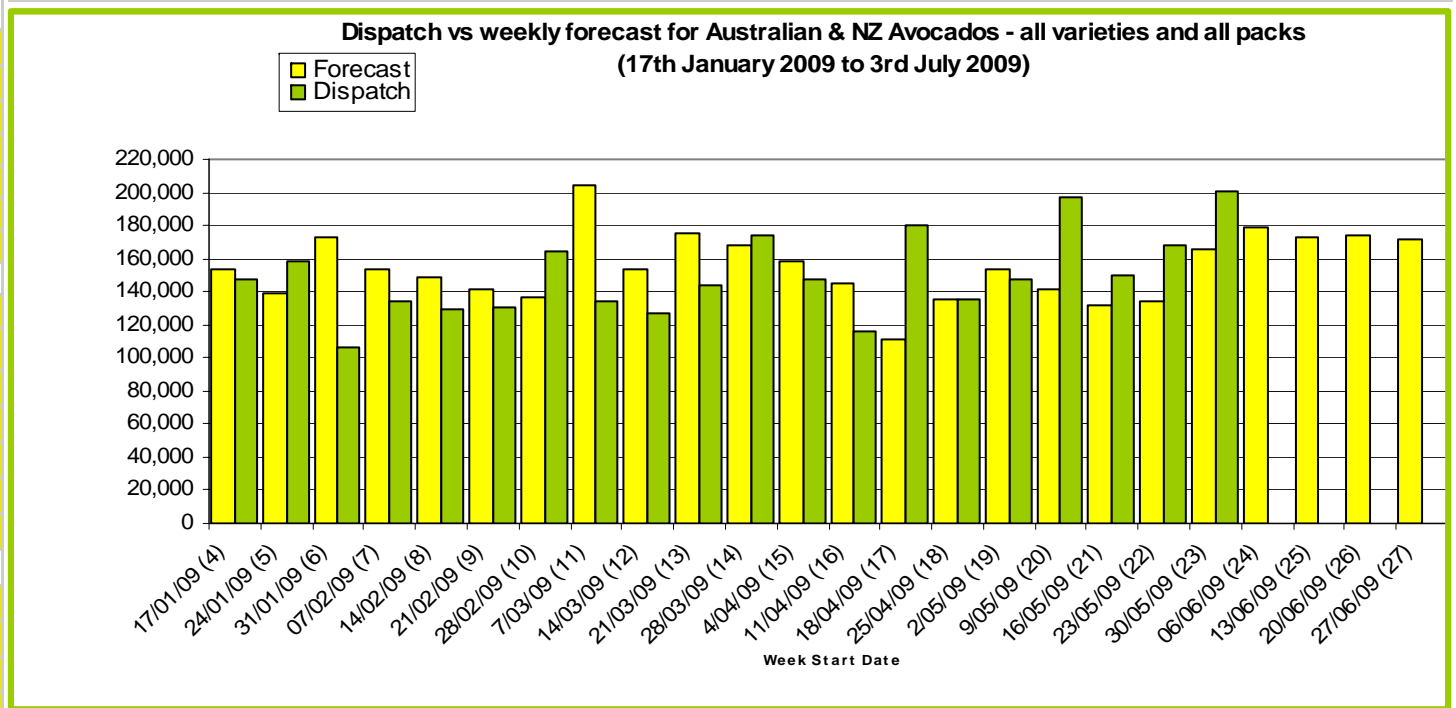
Comments from the CEO

- Last week saw the highest volume of Australian fruit dispatched so far this year (and in fact ever). This high volume is to be expected given the amount of fruit still to be picked this season.
- Given these high volumes it is good to see that Woolworths are on special in all cities except Brisbane and the volume of fruit exported is also continuing to grow.
- Weekly forecasts continue to be very variable in terms of accuracy. As of next week, packhouse weekly forecast forms will display each individual business' forecast for last week and also their actual dispatch so that this information can be used to help in updating the upcoming 4 week forecasts.




Forecast Data (Week 23 - 27)						
Variety	Trays -	Bulk	P/Pk	Proc	Other	All - Total
	5.5Kg	10Kg	Kg	Kg	Kg	5.5Kg Eqv
Week 23 - begin 30/05/09						
Bacon		80				145
Fuerte	60					60
Hass	138,947	9,240	15,400	6,080	300	159,707
Pinkerton	600				200	636
Sharwil	2,750	539	2,000			4,094
Shepard			2,200			400
Wurtz	900	30				955
Week Total	143,257	9,889	19,600	6,080	500	165,997
Week 24 - begin 6/06/09						
Bacon		120				218
Hass	157,389	7,860	16,100	1,080	300	174,858
Pinkerton	400					400
Sharwil	1,790	105	2,000			2,345
Shepard	76	43	2,200			554
Wurtz	950	30				1,005
Week Total	160,605	8,158	20,300	1,080	300	179,380
Week 25 - begin 13/06/09						
Bacon		120				218
Hass	152,576	7,330	20,000	2,000	300	169,958
Pinkerton	200					200
Sharwil	1,740	95				1,913
Shepard	76	43				154
Wurtz	500	10				518
Week Total	155,092	7,598	20,000	2,000	300	172,962
Week 26 - begin 20/06/09						
Bacon		120				218
Fuerte		40				73
Hass	154,169	7,460	16,000	2,000	250	171,051
Pinkerton	200					200
Sharwil	1,710	95				1,883
Wurtz	250					250
Week Total	156,329	7,715	16,000	2,000	250	173,674
Week 27 - begin 27/06/09						
Fuerte		120				218
Hass	153,905	7,290	20,000	2,000	250	171,205
Pinkerton	500					500
Sharwil	50					50
Wurtz	200					200
Week Total	154,655	7,410	20,000	2,000	250	172,173

Green shading indicates dispatch data				Yellow shading indicates forecast data			
Dispatch Data (Week 23 - begin 30/05/09)							
Variety	Trays	Bulk	P/Pk	Oil	Proc	Other	5.5Kg Eqv
	5.5kg eqv	10Kg	Kg	Kg	Kg	Kg	Total Trays
Bacon		80					145
Fuerte	34	10					52
Hass	132,150	31,016	23,736	3,133	9,600		195,174
Pinkerton	447	29				450	582
Sharwil	1,258	185					1,594
Shepard	52	5	2,310				481
Wurtz	1,905	374		75			2,599
Total	135,846	31,699	26,046	3,208	9,600	450	200,627

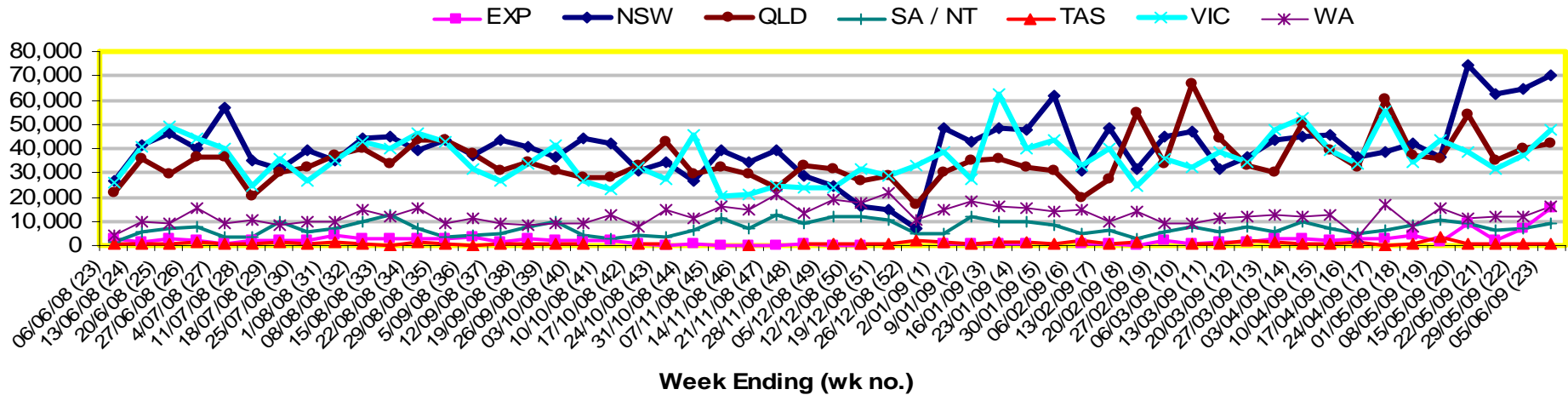


New Zealand Avocado Exports—Forecast v Import Statistics (5.5kg eqv trays) August 2008-April 2009										
Export Dest'n	Aug	Sep	Oct	Nov	Dec	Jan	Feb	Mar	Apr	Total to date
NZ Export Forecast		26,730	177,487	319,958	378,497	304,722	122,824	6,282		1,336,500
Australia		7,713	210,274	312,989	345,200	235,527	150,635			1,262,338
USA										
Japan		3,920	21,563	37,519	27,534	9,600				100,135
Total		11,633	231,837	350,508	372,734	245,127	150,635			1,362,657

Percentage dispatched by region 2009 Season (Based on seasonal forecast - 2009)



Throughput Australian & NZ avocados by destination State
Throughput 1st January 2009 to date = 3,447,815 5.5kg tray eqv



Week 23 contributors - Packhouses

- Balmoral Orchard
- Donovan Family Investment Trust
- G & C Christensen
- G & J Krenske
- Googa Farms
- J & K Hummer
- Mount Hallen Avocados
- Mountain Fresh
- Natures Fruit Company
- One Harvest

- Simpson Farms Pty Ltd
- Sunfresh
- Sunny Bluff Produce Pty Ltd
- Sunnyspot Packhouse PL
- SuperPak Group Pty Ltd
- The Jonsson Family Trust
- Tinaroo Falls Avocado Trust
- Touchwood Farming
- Tropicado Avocados

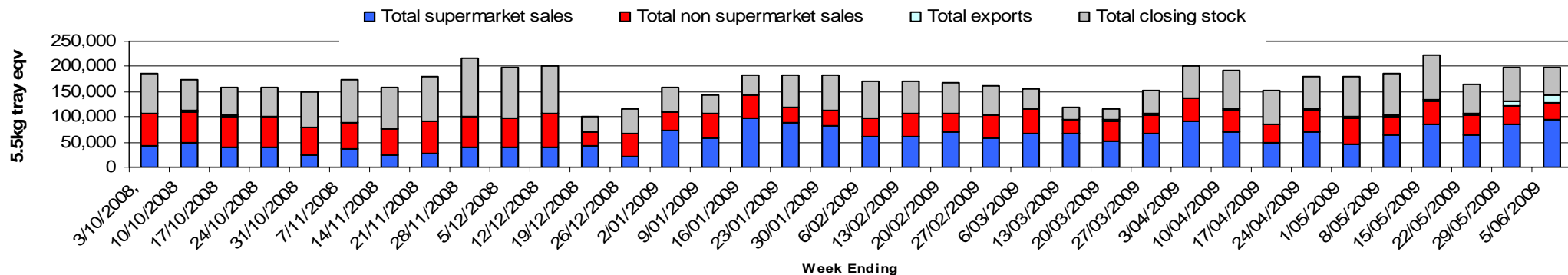
Week 23 contributors - Wholesalers

- Costa Exchange Trading (Adelaide)
- Dykes Bros (Melbourne)
- Etherington (Perth)
- Kelly's (Melbourne)
- Mercer Mooney (Perth)
- Murray Bros (Brisbane)
- Romeos Marketing (Brisbane)
- Sculli & Co Pty Ltd (Melbourne)
- The La Manna Group (Adelaide)
- The La Manna Group (Brisbane)
- The La Manna Group (Melbourne)
- United Fresh (Adelaide)

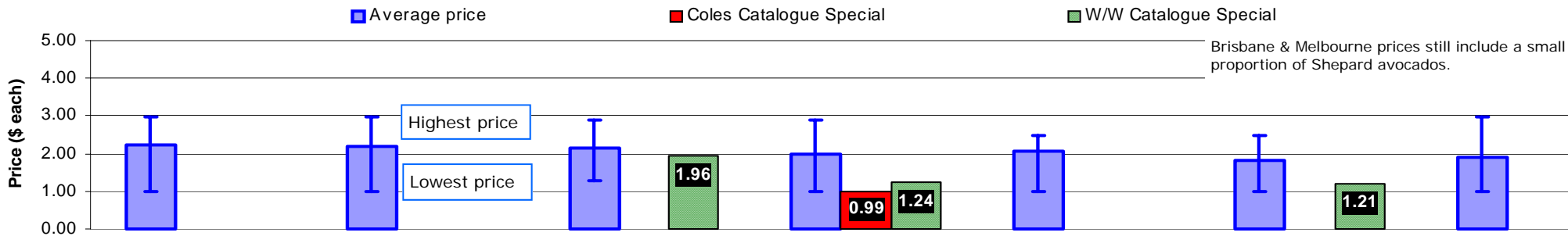
Sales Report including Direct Sales from Packhouses, Wholesale Sales and Stock on Hand at Wholesale Level

	Trays 5.5kg eqv (incl. Mod6 & P84)				Bulk 10kg Cartons					Pre-Pack Kg					Total (5.5kg eqv)			
	Hass	Shepard	Other	Total	Hass	Shepard	Other	Total	5.5kg eqv	Hass	Shepard	Other	Total	5.5kg eqv	Hass	Shepard	Other	Total
NSW																		
Total supermarket sales																		
Total non supermarket sales	# Full data set not included because not enough NSW wholesalers contributed data this week																	
Total exports																		
Total sales																		
Total stock on hand																		
QLD																		
Total supermarket sales	15,720		23	15,743	672		8	680	1,236	2,826	2,310		5,136	934	17,456	420	38	17,913
Total non supermarket sales	14,600	106	417	15,123	76	58	26	160	291						14,738	211	465	15,414
Total exports	12,506			12,506	1,449			1,449	2,635						15,141			15,141
Total sales	42,826	106	440	43,372	2,197	58	34	2,289	4,162	2,826	2,310		5,136	934	47,334	631	502	48,468
Total stock on hand	28,641	167	708	29,516	110	120	59	289	525						28,841	385	815	30,042
SA & TAS																		
Total supermarket sales	7,919			7,919						1,204			1,204	219	8,138			8,138
Total non supermarket sales	2,270		130	2,400	491			491	893						3,163		130	3,293
Total exports																		
Total sales	10,189		130	10,319	491			491	893	1,204			1,204	219	11,301		130	11,431
Total stock on hand #	4,300	96	236	4,632	498	58	100	656	1,193	23			23	4	5,210	201	418	5,829
VIC																		
Total supermarket sales	20,693		138	20,831	1,281		38	1,319	2,398	11,232			11,232	2,042	25,064		207	25,271
Total non supermarket sales	7,012	946	682	8,639	1,760	12	406	2,178	3,960						10,212	968	1,420	12,599
Total exports																		
Total sales	27,705	946	820	29,470	3,041	12	444	3,497	6,358	11,232			11,232	2,042	35,276	968	1,627	37,871
Total stock on hand	3,639	2,557	2,806	9,002	1,096	1,094	368	2,558	4,651						5,632	4,546	3,475	13,653
WA																		
Total supermarket sales	# Full data set not included because not enough WA wholesalers contributed data this week																	
Total non supermarket sales	# Full data set not included because not enough WA wholesalers contributed data this week																	
Total exports	# Full data set not included because not enough WA wholesalers contributed data this week																	
Total sales	8,636			8,636	2,921			2,921	5,311						13,947			13,947
Total stock on hand #	# Full data set not included because not enough WA wholesalers contributed data this week																	
TOTAL																		
Total supermarket sales	73,199		161	73,360	8,193		46	8,239	14,980	24,190	2,310		26,500	4,818	92,493	420	245	93,158
Total non supermarket sales	26,430	1,052	1,229	28,711	2,944	70	432	3,446	6,265						31,783	1,179	2,015	34,977
Total exports	12,506			12,506	1,449			1,449	2,635						15,141			15,141
Total sales	112,135	1,052	1,390	114,577	12,586	70	478	13,134	23,880	24,190	2,310		26,500	4,818	139,417	1,599	2,259	143,275
Total stock on hand	39,913	2,820	3,750	46,483	2,359	1,272	527	4,158	7,560	23			23	4	44,206	5,133	4,708	54,047

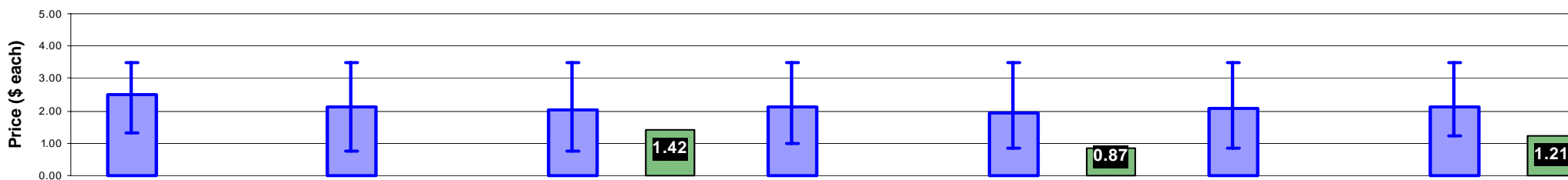
Weekly National Sales



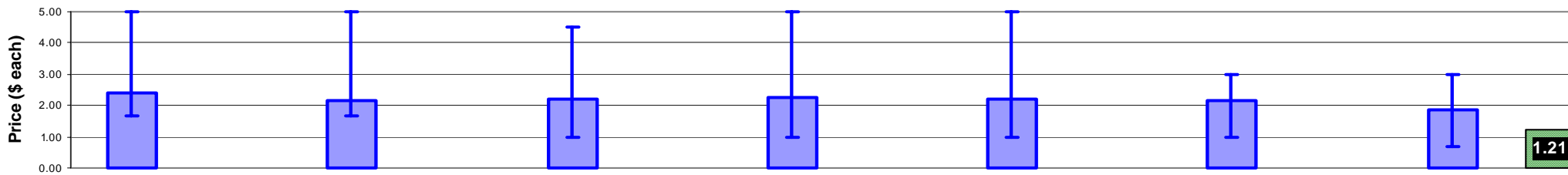
Average Avocado Retail Prices - Brisbane



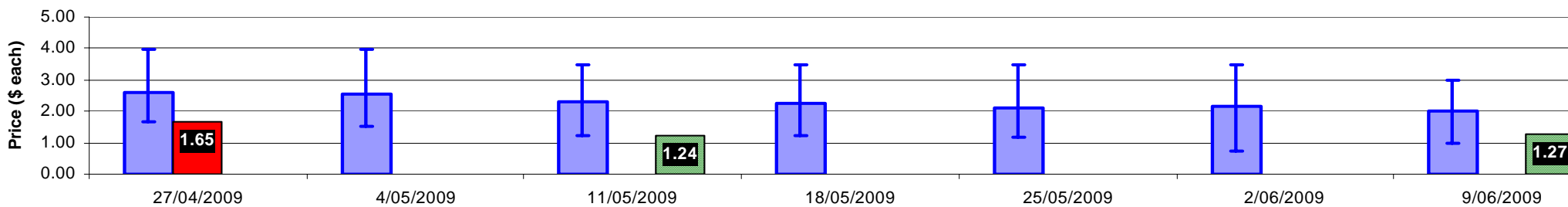
Average Avocado Retail Prices - Sydney



Average Avocado Retail Prices - Melbourne



Average Avocado Retail Prices - Perth



Date price data collected