



INFOCADO WEEKLY REPORT

9th June to 15th June 2007 (Wk 24)

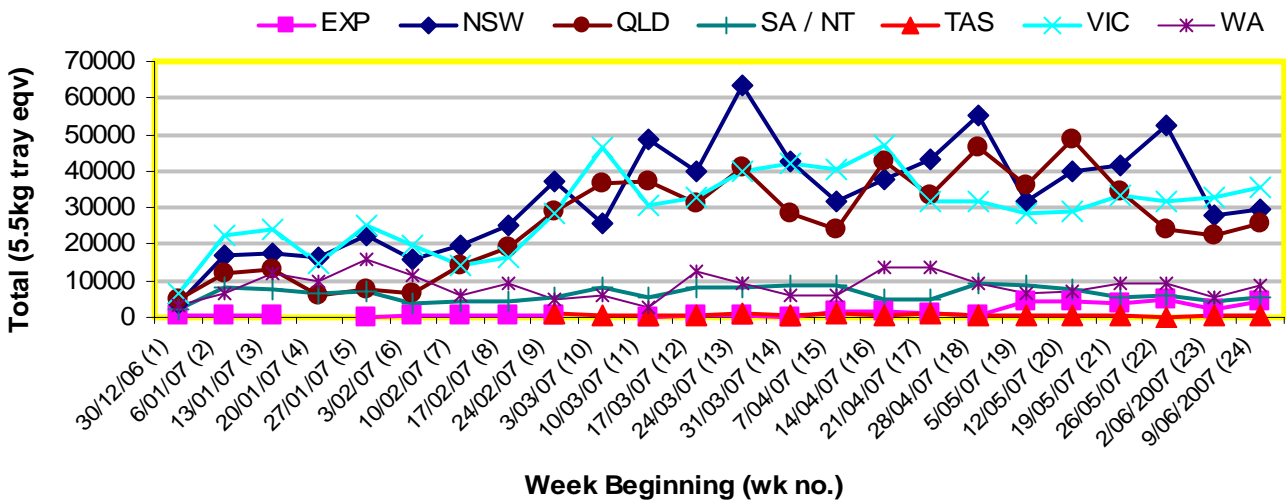
Green shading indicates dispatch data

Yellow shading indicates forecast data

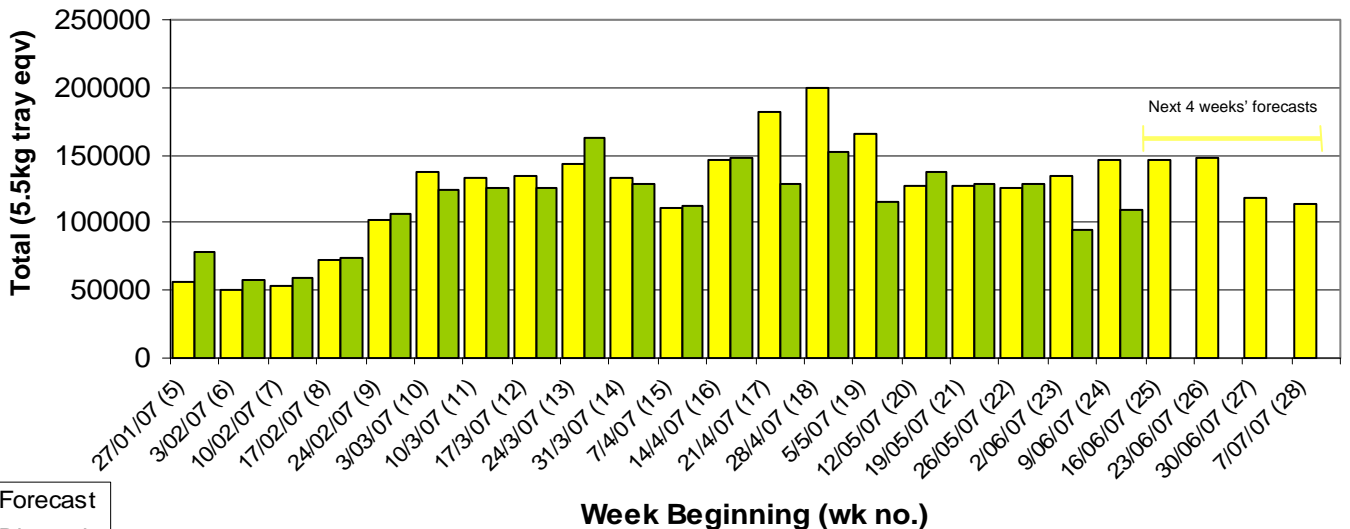
Industry Dispatches 9th June to 15th June 2007 (Wk 24)

Dest. State	5.5kg	5.5kg	5.5kg	5.5kg	5.5kg	5.5kg	5.5kg	5.5kg	5.5kg	5.5kg	Bulk	P/PK	5.5Kg Eqv	
	<16	16	18	20	22	23	25	28	28+	Total			10Kg	Kg
EXP			115	608		857	815	1,339	230		3,964	133		4,206
NSW	6	1,001	4,034	6,218	1,685	5,100	1,504	1,719	56		21,323	3,247	11,396	29,299
QLD		9	241	3,441	133	3,245	9,44	3,447			19,860	2,575	5,940	25,622
SA / NT		11	18	187		79	3,784	325	3		4,407	556	220	5,458
TAS							576				576			576
VIC	38	2,719	5,055	6,569	1,282	5,896	3,246	1,368	296		26,469	4,398	5,274	35,424
WA	6	5	18	432	47	3,027	2,160	288			5,983	1,232	2,536	8,684
Total	50	3,745	9,481	17,455	3,147	18,204	21,429	8,486	585		82,582	12,141	25,366	109,269

Throughput Australian avocados by destination State Throughput 1st January 2007 to date = 2,535,344 5.5kg tray eqv



Dispatch vs weekly forecast for all varieties and all packs (27th January 2007 to 13th July 2007)



Major Capital City Weather Report – week ahead						
City	Tue	Wed	Thur	Fri	Public Hols	Upcoming school Hols
Brisbane	21°	18°	19°	20°		23rd June—9th July
Melbourne	13°	13°	14°	14°		30th June—15th July
Perth	18°	18°	19°	20°		7th July—23rd July
Sydney	16°	16°	15°	17°		30th June—15th July

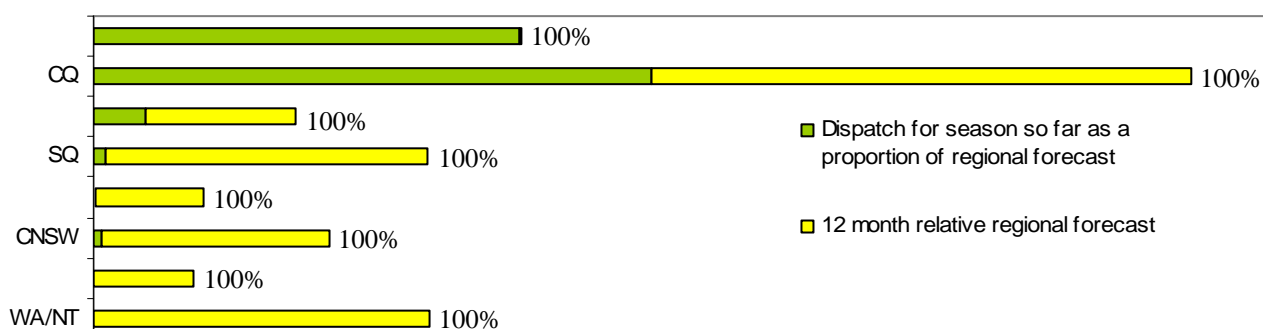
Forecast Data (Week 24-28)					
Variety	Trays - Total	Bulk	P/Pk	Proc	All - Total
	5.5Kg Eqv	10Kg	Kg	Kg	5.5Kg Eqv
Week 24—begin 9/6/07					
Bacon		180			327
Hass	120,601	9,753	15,900	2,500	141,680
Pinkerton	750	300			1,295
Sharwil	1,840	390			2,549
Wurtz	800	100			982
Week Total	123,991	10,723	15,900	2,500	146,833
Week 25—begin 16/6/07					
Bacon		180			327
Hass	116,118	9,471	16,500	1,500	136,611
Pinkerton	750	300			1,295
Sharwil	1,590	390			2,299
Wurtz	5800	100			5982
Week Total	124,258	10,441	16,500	1,500	146,515
Week 26—begin 23/6/07					
Bacon		230			418
Hass	123,175	9,486	16,500		143,422
Pinkerton	750	300			1,295
Sharwil	1,590	390			2,299
Wurtz	500	100			682
Week Total	126,015	10,506	16,500		148,117
Week 27—begin 30/6/07					
Bacon		230			418
Feurte	50	240			486
Hass	95,499	7,982	16,500		113,012
Pinkerton	750	300			1,295
Sharwil	1,590	390			2,299
Wurtz	500	100			682
Week Total	98,389	9,242	16,500		118,193
Week 28—begin 7/7/07					
Fuerte	50	240			486
Hass	98,299	6,457			110,039
Pinkerton	500	300			1,045
Sharwil	1,580	380			2,271
Wurtz	500	100			682
Week Total	100,929	7,477			114,524

Dispatch Data (Week 24—begin 9/6/07)				
Variety	Trays	Bulk	P/PK	5.5Kg Eqv
	5.5kg eqv	10Kg	Kg	Total Trays
Bacon		160		291
Hass	76,058	10,623	25,366	99,985
Pinkerton		189		344
Sharwil	895	125		1,122
Wurtz	5,629	1044		7,527
Total	82,582	12,141	25,366	109,269

Week 24 contributors

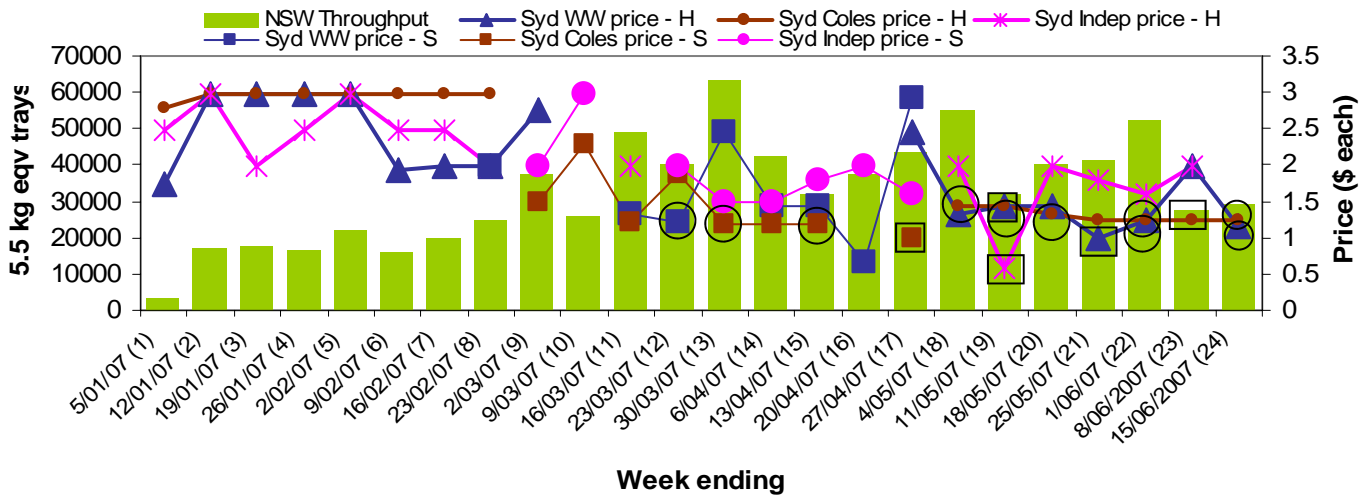
Balmoral Orchard
 BT & RG Pegg
 C F Fechner
 Coastal Avocados
 Donovan Avocados
 G & C Christensen
 G & J Krenske
 G & R Ernest
 Goodlife Orchards
 Green Pear Avocado
 J & K Hummer
 JC & SK Smythe
 Lavers Orchards
 Midcoast Avocados
 Natures Fruit Company
 One Harvest
 RM & KL Cornwall
 Rocky Creek Orchards
 Simpsons Farms Pty Ltd
 Sunfresh
 Sunny Bluff Produce Pty Ltd
 Tinaroo Falls Avocado Trust
 Tropicado Avocados
 WA & GM Jonsson

Percentage dispatched by region (Based on seasonal forecast - 2007)

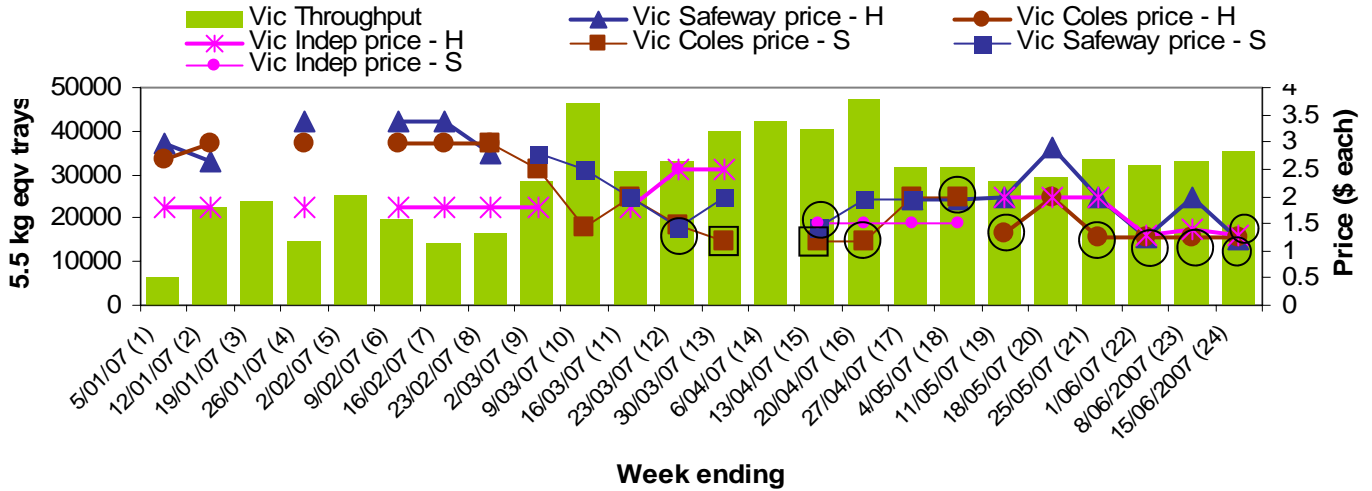


NB: H = Hass, S= Shepard, ○ = catalogue special □ = store special

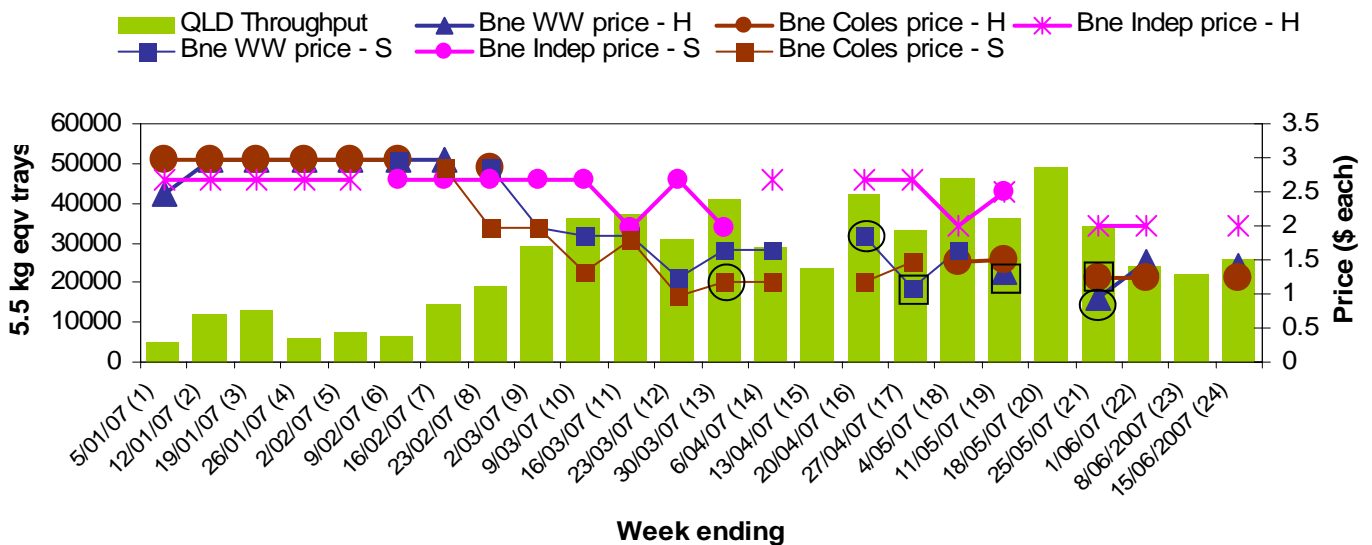
Sydney Avocado Retail Prices vs Dispatches - Destination state NSW



Melbourne Avocado Retail Prices vs Dispatches - Destination state Vic



Brisbane Avocado Retail Prices vs Dispatches - Destination state Qld



For more detailed reports please go to www.avocado.org.au and login to Infocado. Instructions on accessing reports are available in your Infocado Information kit under 'Retrieving information'

For further assistance please contact: Joanna Embry, Ph: 07 3391 2344, Email: infocado@avocado.org.au