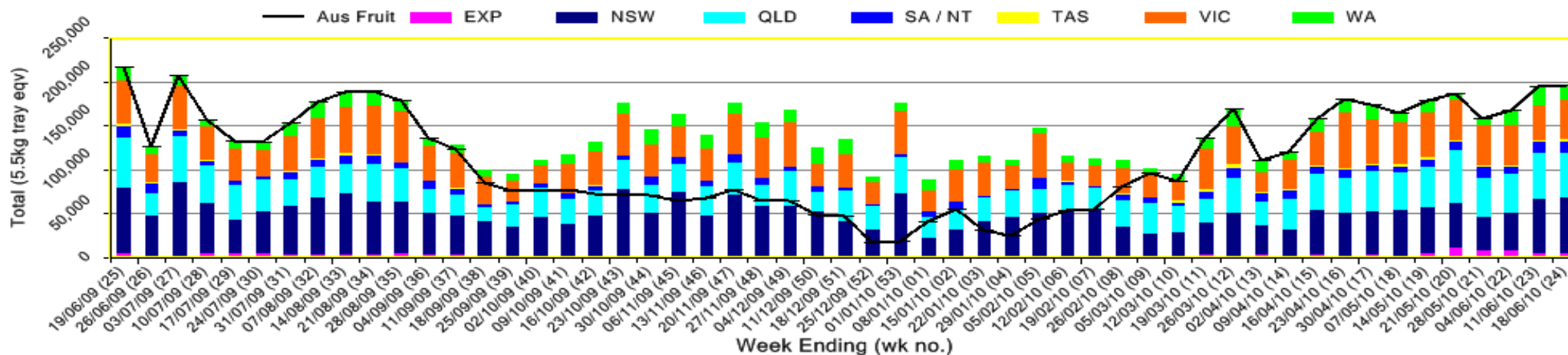


# INFOCADO WEEKLY REPORT: 12th June - 18th June 2010 (Wk 24)

## Industry Dispatches 12th June - 18th June 2010 (Wk 24)

Dest. State	5.5kg	5.5kg	5.5kg	5.5kg	5.5kg	5.5kg	5.5kg	5.5kg	5.5kg	5.5kg	Trays - Total	Bulk	P/PK	Proc	Other	5.5Kg Eqv	
	<16	16	18	20	22	23	25	28	28+	5.5Kg Eqv	10Kg	Kg	Kg	Kg	Kg	Total	
EXP									2,872	1,186	4,058	510					4,985
NSW	10	264	3,523	11,983	1,867	16,265	5,126	3,379	240		42,657	10,186	15,306				63,960
QLD	214	366	1,743	4,847	247	8,501	15,163	2,747	460		34,288	7,609	7,713	2,500	145		50,006
SA / NT		15	215	266		290	6,516	1,025	304		8,631	1,824	2,724				12,442
TAS								1,929			1,929	792					3,369
VIC	156	2,104	8,431	13,480	561	3,665	2,604	969	191		32,161	5,502	15,324				44,951
WA	1	216	775	2,271		1,680	3,557	616			9,116	3,552					15,574
<b>Total</b>	<b>381</b>	<b>2,965</b>	<b>14,687</b>	<b>32,847</b>	<b>2,675</b>	<b>30,401</b>	<b>34,895</b>	<b>11,608</b>	<b>2,381</b>		<b>132,840</b>	<b>29,975</b>	<b>41,067</b>	<b>2,500</b>	<b>145</b>		<b>195,288</b>

Throughput Australian & NZ avocados by destination state  
Throughput 1st January 2010 to date = 3,575,027 5.5kg tray eqv



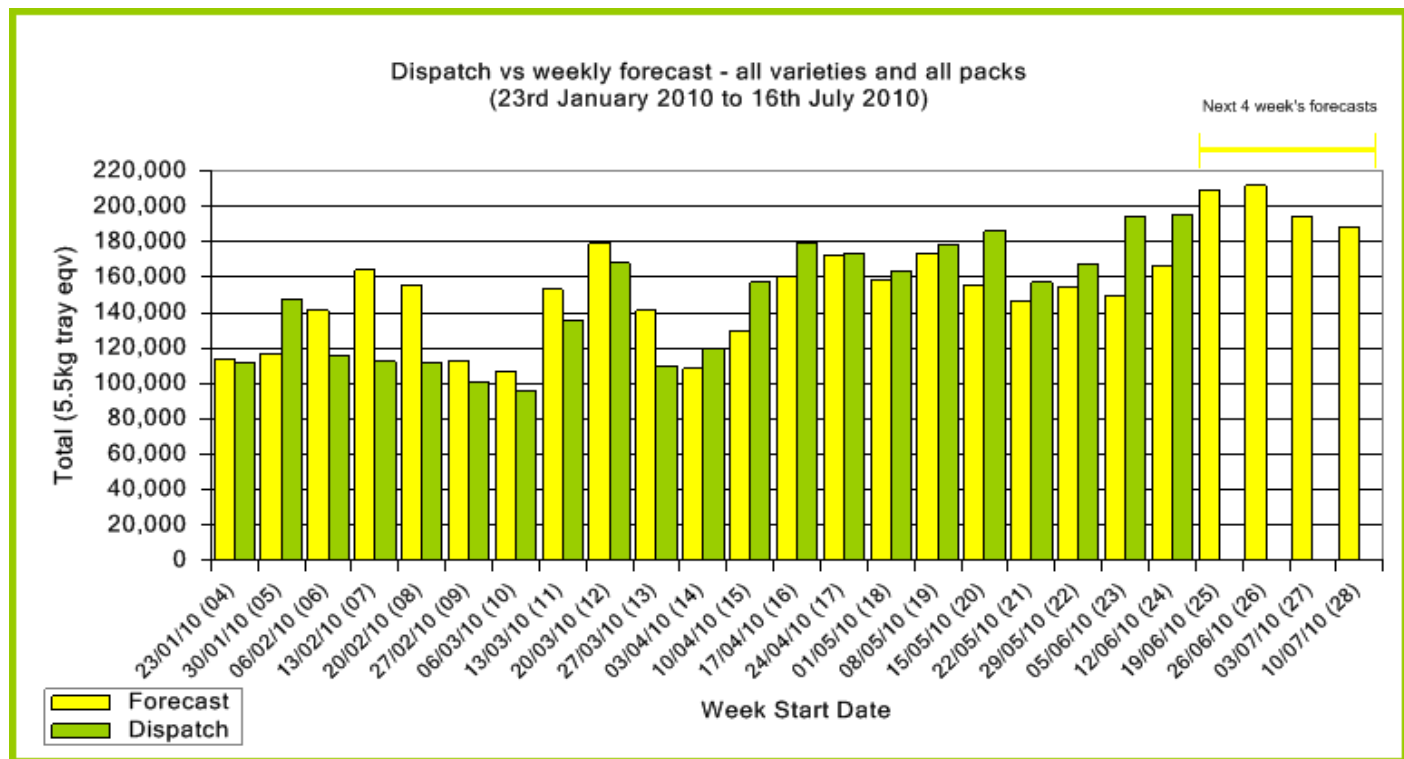
### Comments from the CEO

- Dispatch volumes are similar to average weekly volumes this time in last year even though in 2009 during this period there were some significant peaks and troughs in volumes from week to week.
- Forecasts are reflecting a continuation of these high volumes for the next month at least.
- There were catalogue specials in Woolworths/Safeway in Sydney and Melbourne this week as well as in Coles Brisbane.



Forecast Data (Week 24 - 28)					
Variety	Trays - Total	Bulk	P/Pk	Proc	All - Total
	5.5Kg Eqv	10Kg	Kg	Kg	5.5Kg Eqv
<b>Week 24 - begin 12/06/2010</b>					
Bacon		120			218
Hass	135,401	10,300	28,500	4,000	160,037
Pinkerton	100	10			118
Sharwil	350	100			532
Wurtz	5,030				5,030
<b>Week Total</b>	<b>140,881</b>	<b>10,530</b>	<b>28,500</b>	<b>4,000</b>	<b>165,935</b>
<b>Week 25 - begin 19/06/2010</b>					
Bacon		120			218
Hass	151,507	25,260	29,800	3,000	203,397
Pinkerton	100	10			118
Sharwil	650	70			777
Wurtz	5,020				5,020
<b>Week Total</b>	<b>157,277</b>	<b>25,460</b>	<b>29,800</b>	<b>3,000</b>	<b>209,531</b>
<b>Week 26 - begin 26/06/2010</b>					
Bacon		120			218
Hass	152,944	25,510	29,800	3,000	205,289
Pinkerton	80	5			89
Sharwil	940	75			1,076
Wurtz	5,010				5,010
<b>Week Total</b>	<b>158,974</b>	<b>25,710</b>	<b>29,800</b>	<b>3,000</b>	<b>211,682</b>
<b>Week 27 - begin 03/07/2010</b>					
Bacon		80			145
Fuerte		40			73
Hass	140,362	24,140	23,300	3,000	189,034
Pinkerton	80	5			89
Sharwil	250				250
Wurtz	5,000				5,000
<b>Week Total</b>	<b>145,692</b>	<b>24,265</b>	<b>23,300</b>	<b>3,000</b>	<b>194,591</b>
<b>Week 28 - begin 10/07/2010</b>					
Bacon		40			73
Fuerte		80			145
Hass	134,790	23,665	22,800	3,000	182,507
Pinkerton	60				60
Sharwil	200				200
Wurtz	5,000				5,000
<b>Week Total</b>	<b>140,050</b>	<b>23,785</b>	<b>22,800</b>	<b>3,000</b>	<b>187,985</b>


Green shading indicates dispatch data			Yellow shading indicates forecast data			
Dispatch Data (Week 24 - begin 12/06/2010)						
Variety	Trays	Bulk	P/PK	Proc	Other	5.5Kg Eqv
	5.5Kg Eqv	10Kg	Kg	Kg	Kg	Total Trays
Bacon		120				218
Hass	124,974	28,750	41,067	2,500	145	185,195
Pinkerton	730	7				743
Sharwil	2,838	424				3,609
Wurtz	4,299	674				5,524
<b>Total</b>	<b>132,841</b>	<b>29,975</b>	<b>41,067</b>	<b>2,500</b>	<b>145</b>	<b>195,289</b>



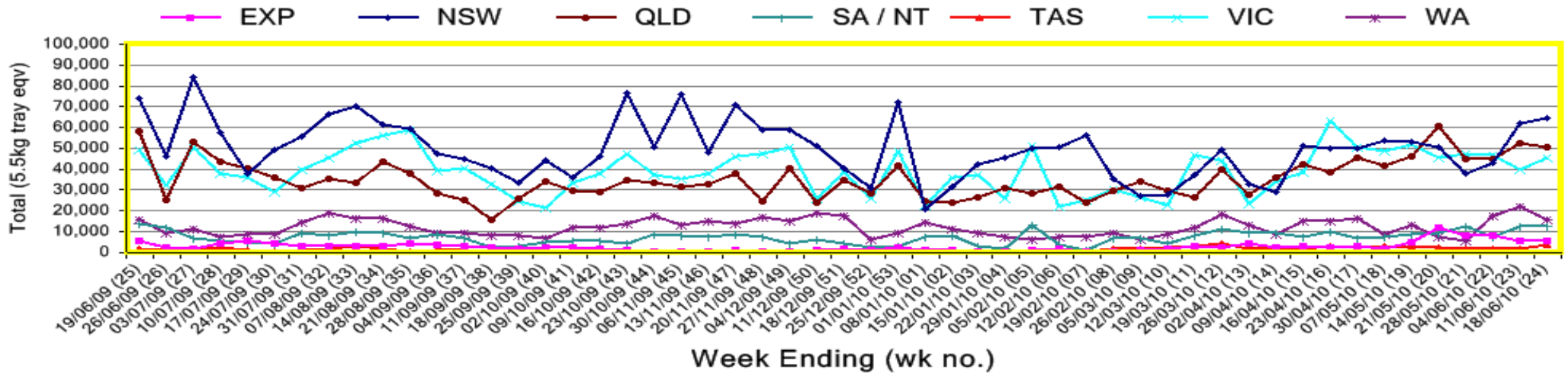
New Zealand Avocado Exports—Forecast v Import Statistics (5.5kg eqv trays) August 2009-April 2010										
Export Dest'n	Aug	Sep	Oct	Nov	Dec	Jan	Feb	Mar	Apr	Total to date
<b>NZ Export to Australia Forecast</b>		5,055	314,324	314,516	354,135	328,074	344,756	133,464	5,641	1,799,965
<b>Australia</b>		41,599	321,706	363,357	347,496	439,691	258,767	16,210		1,788,826
<b>USA</b>	2,727	15,090	22,787	6,183						46,787
<b>Japan</b>	4,519	28,746	64,348	69,842	45,244	14,154				226,853
<b>Total</b>	<b>7,246</b>	<b>85,436</b>	<b>408,840</b>	<b>439,382</b>	<b>392,740</b>	<b>453,845</b>	<b>258,767</b>	<b>16,210</b>		<b>2,062,466</b>

### Percentage dispatched by region (Based on seasonal forecast - 2010)

■ Dispatch for season so far as a proportion of regional forecast    ■ 12 month relative regional Forecast



### Throughput Australian & NZ avocados by destination state Throughput 1st January 2010 to date = 3,575,027 5.5kg tray eqv



#### Week 24 contributors - Packhouses

- |                                 |                             |
|---------------------------------|-----------------------------|
| Balmoral Orchard                | One Harvest                 |
| Chris and Sue Allan             | Simpson Farms Pty Ltd       |
| Coastal Avocados                | Sunfresh                    |
| Donovan Family Investment Trust | Sunny Bluff Produce Pty Ltd |
| G & C Christensen               | Sunnyspot Packhouse PL      |
| Googa Farms                     | SuperPak                    |
| I & A Tolson                    | The I & R Family Trust      |
| Midcoast Avocados               | Touchwood Farming           |
| Natures Fruit Company           |                             |

#### Week 24 contributors - Wholesalers

- |                                   |                                           |
|-----------------------------------|-------------------------------------------|
| Allcrops Pty Ltd (Sydney)         | Murray Bros (Brisbane)                    |
| Col Johnson & Co (Sydney)         | Romeos (Brisbane)                         |
| Costa Exchange Trading (Adelaide) | Sculli & Co Pty Ltd (Melbourne)           |
| Dykes Bros (Melbourne)            | Sinclair & Antico (Aust) Pty Ltd (Sydney) |
| Etherington (Perth)               | The La Manna Group (Adelaide)             |
| Exotic Fruit Traders (Sydney)     | The La Manna Group (Brisbane)             |
| Kelly's (Melbourne)               | The La Manna Group (Melbourne)            |
| Mercer Mooney (Perth)             | United Fresh (Adelaide)                   |
| Moraitis (Sydney)                 |                                           |

## Sales Report including Direct Sales from Packhouses, Wholesale Sales and Stock on Hand at Wholesale Level

	Trays 5.5kg eqv (incl. Mod6 & P84)				Bulk 10Kg Cartons					Pre-Pack Kg					Total (5.5Kg Eqv)			
	Hass	Shepard	Other	Total	Hass	Shepard	Other	Total	5.5Kg Eqv	Hass	Shepard	Other	Total	5.5Kg Eqv	Hass	Shepard	Other	Total
NSW																		
Total supermarket sales	19,350			19,350	1,557			1,557	2,831	12,516			12,516	2,276	24,457			24,457
Total non supermarket sales	11,160		25	11,185	4,232			4,232	7,695						18,855		25	18,880
Total exports																		
Total sales	30,510		25	30,535	5,789			5,789	10,525	12,516			12,516	2,276	43,311		25	43,336
Total Stock on Hand	7,670		7	7,677	4,509			4,509	8,198						15,868		7	15,875
QLD																		
Total supermarket sales	20,614		3	20,617	576			576	1,047	4,133			4,133	751	22,413		3	22,416
Total non supermarket sales	14,896	163	86	15,145	42		11	53	96						14,972	163	106	15,241
Total exports	3,818			3,818	510			510	927						4,745			4,745
Total sales	39,328	163	89	39,580	1,128		11	1,139	2,071	4,133			4,133	751	42,131	163	109	42,403
Total Stock on Hand	27,443		3	27,446	35	16		51	93						27,507	29	3	27,539
SA & TAS																		
Total supermarket sales	9,676			9,676	1,824			1,824	3,316	2,790			2,790	507	13,500			13,500
Total non supermarket sales	2,120			2,120	500			500	909						3,029			3,029
Total exports																		
Total sales	11,796			11,796	2,324			2,324	4,225	2,790			2,790	507	16,529			16,529
Total Stock on Hand	7,384	3,194	264	10,842	3,555	192	5	3,752	6,822	96			96	17	13,865	3,543	273	17,681
VIC																		
Total supermarket sales	15,346		1,832	17,178	88		501	589	1,071	15,324			15,324	2,786	18,292		2,743	21,035
Total non supermarket sales	3,253	3,990	934	8,177	1,876		31	1,907	3,467						6,664	3,990	990	11,645
Total exports																		
Total sales	18,599	3,990	2,766	25,355	1,964		532	2,496	4,538	15,324			15,324	2,786	24,956	3,990	3,733	32,679
Total Stock on Hand	8,429	2,948	1,993	13,370	3,169	128	462	3,759	6,835						14,191	3,181	2,833	20,205
WA																		
Total supermarket sales																		
Total non supermarket sales	# Full data set not displayed because not enough WA wholesalers contributed data this week																	
Total exports																		
Total sales	9,106		38	9,144	2,828		8	2,836	5,156						14,248		53	14,300
Total Stock on Hand																		
Total																		
Total supermarket sales	71,486		1,835	73,321	5,965		501	6,466	11,756	34,763			34,763	6,321	88,652		2,746	91,398
Total non supermarket sales	34,035	4,153	1,083	39,272	7,558		50	7,608	13,833						47,777	4,153	1,174	53,104
Total exports	3,818			3,818	510			510	927						4,745			4,745
Total sales	109,339	4,153	2,918	116,410	14,033		551	14,584	26,516	34,763			34,763	6,321	141,174	4,153	3,920	149,247
Total Stock on Hand	55,126	6,142	2,336	63,604	12,341	336	486	13,163	23,933	96			96	17	77,581	6,753	3,220	87,554

