



INFOCADO WEEKLY REPORT

16th June to 22 June 2007 (Wk 25)

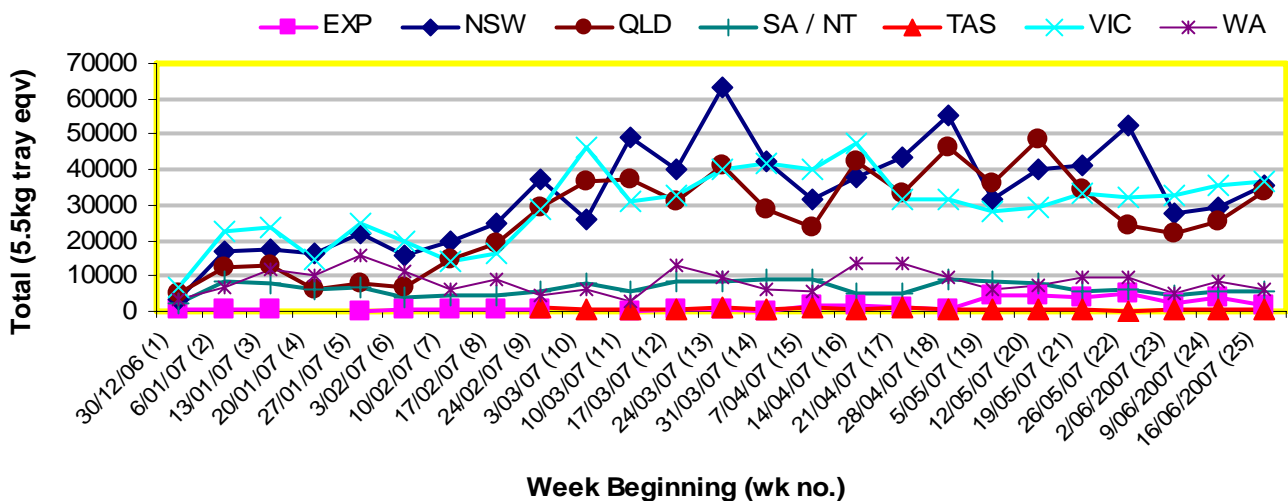
Green shading indicates dispatch data

Yellow shading indicates forecast data

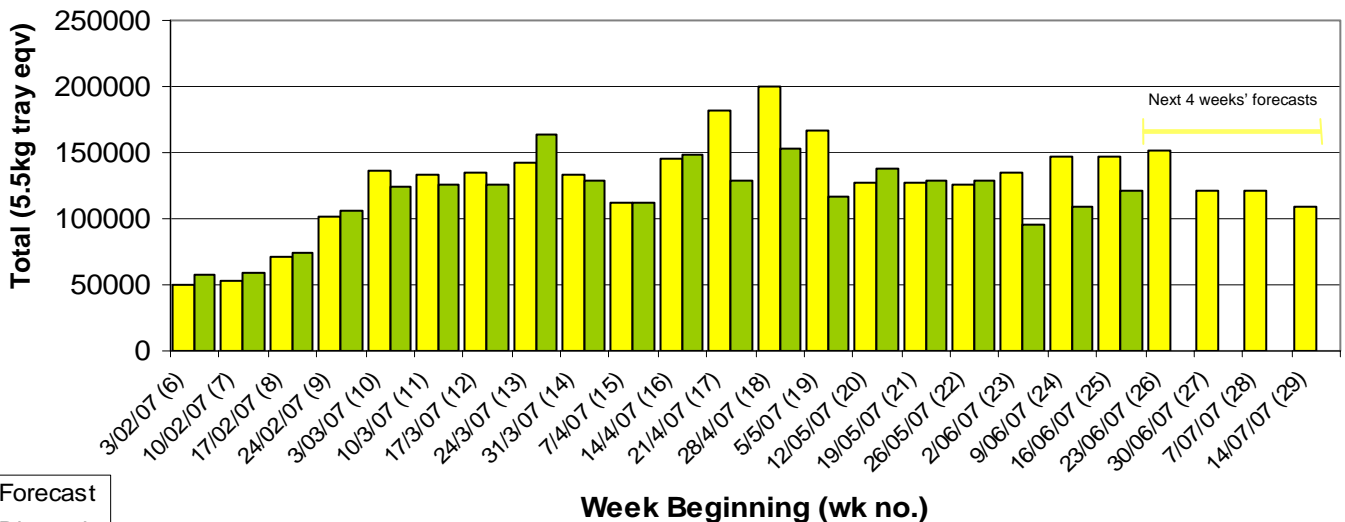
Industry Dispatches 15th June to 22nd June 2007 (Wk 25)

Dest. State	5.5kg									Total	Bulk 10Kg	P/PK Kg	Other Kg	5.5Kg Eqv Trays All Total
	<16	16	18	20	22	23	25	28	28+					
EXP				75				1,409	343	1,827	20			1,863
NSW		558	2,220	9,786	709	8,584	5,148	1,230	415	28,650	3,262	6,358		35,737
QLD	1	165	1,260	6,036	854	3,663	10,111	4,204	23	26,317	3,122	8,826	300	33,653
SA / NT		9	15	161	62	512	4,197	355		5,311	308	264		5,919
TAS							432			432				432
VIC	92	1,492	3,704	10,282	437	7,960	2,335	897	186	27,385	4,389	6,467		36,541
WA		46	98	1008		3116	720			4988	696	528		6,349
Total	93	2,270	7,297	27,348	2,062	23,835	22,943	8,095	967	94,910	11,797	22,443	300	120,495

Throughput Australian avocados by destination State Throughput 1st January 2007 to date = 2,655,840 5.5kg tray eqv



Dispatch vs weekly forecast for all varieties and all packs (3rd February 2007 to 20th July 2007)



Major Capital City Weather Report – week ahead

City	Tue	Wed	Thur	Fri	Public Hols	Upcoming school Hols
Brisbane	16°	19°	17°	19°		23rd June—9th July
Melbourne	14°	14°	14°	15°		30th June—15th July
Perth	21°	18°	18°	20°		7th July—23rd July
Sydney	16°	16°	17°	17°		30th June—15th July

Forecast Data (Week 25-29)

Variety	Trays - Total	Bulk	P/Pk	Proc	All - Total
	5.5Kg Eqv	10Kg	Kg	Kg	5.5Kg Eqv
Week 25—begin 16/6/07					
Bacon		180			327
Hass	116,118	9,471	16,500	1,500	136,611
Pinkerton	750	300			1,295
Sharwil	1,590	390			2,299
Wurtz	5,800	100			5,982
Week Total	124,258	10,441	16,500	1,500	146,515
Week 26—begin 23/6/07					
Bacon		230			418
Hass	124,081	7,801	16,500		141,265
Pinkerton	750	300			1,295
Sharwil	1,570	370			2,243
Wurtz	5,500	100			5,682
Week Total	131,901	8,801	16,500		150,903
Week 27—begin 30/6/07					
Bacon		230			418
Fuerte	50	240			486
Hass	98,050	7,667	19,800		115,590
Pinkerton	750	300			1,295
Sharwil	1,590	390			2,299
Wurtz	500	100			682
Week Total	100,940	8,927	19,800		120,771
Week 28—begin 7/7/07					
Feurte	50	240			486
Hass	102,150	6,452	16,500		116,881
Pinkerton	500	300			1,045
Sharwil	1,580	380			2,271
Wurtz	500	100			682
Week Total	104,780	7,472	16,500		121,365
Week 29—begin 14/7/07					
Fuerte	50	10			68
Hass	90,410	6,452	16,500		105,141
Pinkerton	500	300			1,045
Sharwil	1,580	380			2,271
Wurtz	500	50			591
Week Total	93,040	7,192	16,500		109,116

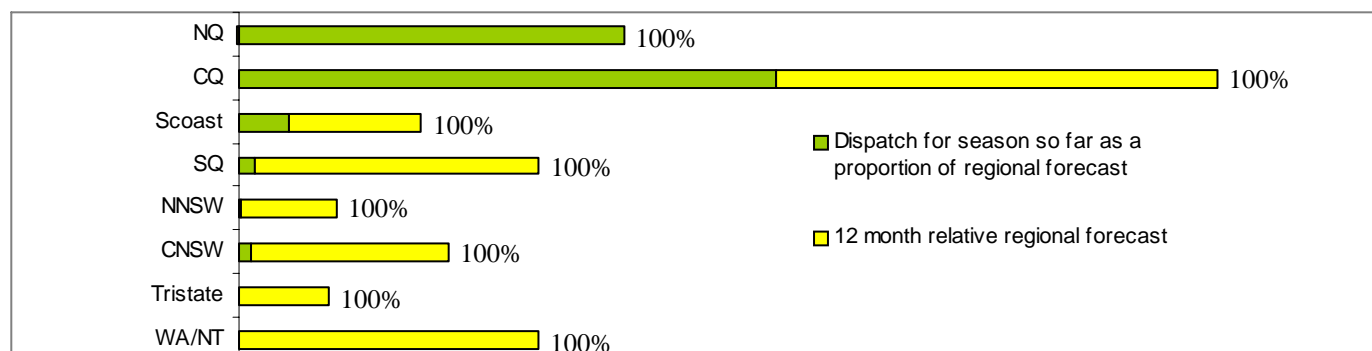
Dispatch Data (Week 25—begin 16/6/07)

Variety	Trays	Bulk	P/PK	Oil	5.5Kg Eqv
	5.5kg eqv	10Kg	Kg	Kg	Total Trays
Bacon		80			145
Hass	87,347	9,955	22,342		109,509
Pinkerton	432	546			1,425
Sharwil	1,668	476			2,533
Wurtz	5,463	740	101	300	6,881
Total	94,910	11,797	22,443	300	120,495

Week 25 contributors

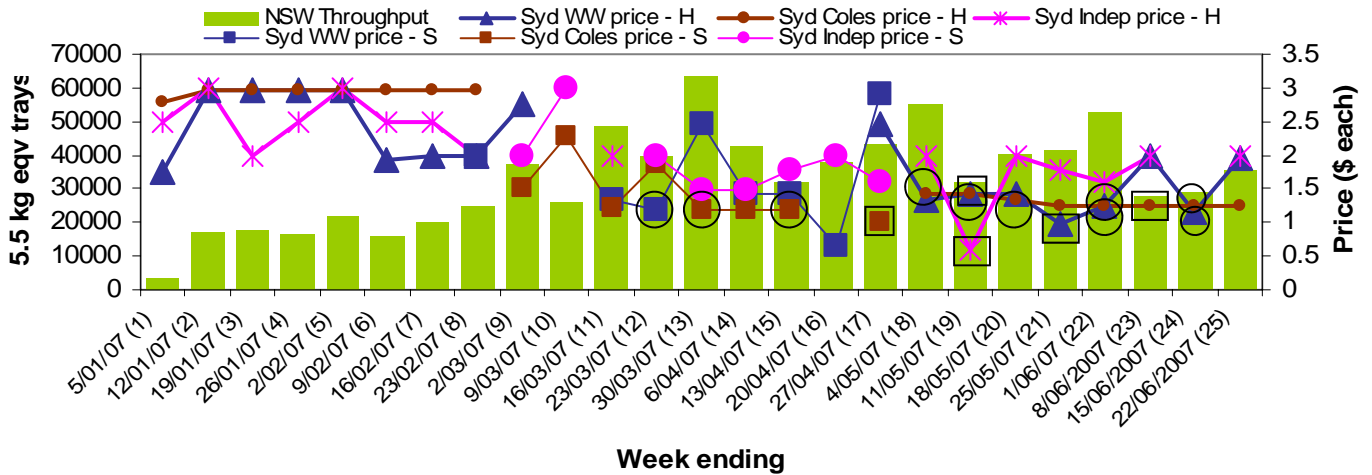
Balmoral Orchard
 BT & RG Pegg
 C F Fechner
 Coastal Avocados
 Donovan Avocados
 G & C Christensen
 G & J Krenske
 G & R Ernest
 Goodlife Orchards
 Green Pear Avocado
 J & K Hummer
 JC & SK Smythe
 Lavers Orchards
 Midcoast Avocados
 Natures Fruit Company
 One Harvest
 RM & KL Cornwall
 Simpsons Farms Pty Ltd
 Sunfresh
 Sunny Bluff Produce Pty Ltd
 Sunnyspot Packhouse
 Tinaroo Falls Avocado Trust
 Touchwood Farming
 Tropicado Avocados
 WA & GM Jonsson

Percentage dispatched by region (Based on seasonal forecast - 2007)

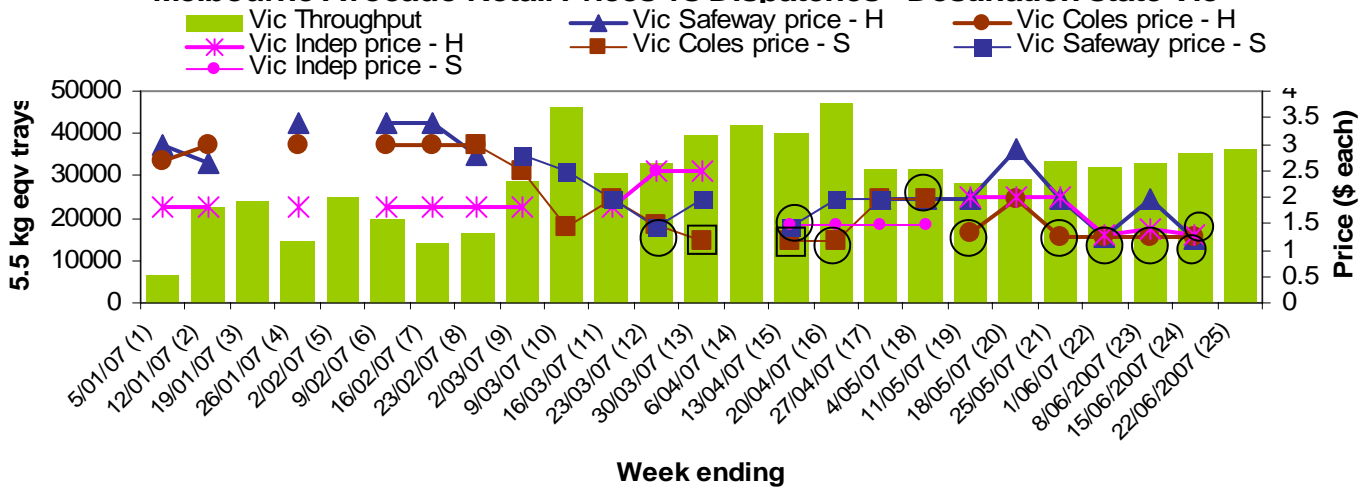


NB: H = Hass, S= Shepard, ○ = catalogue special □ = store special

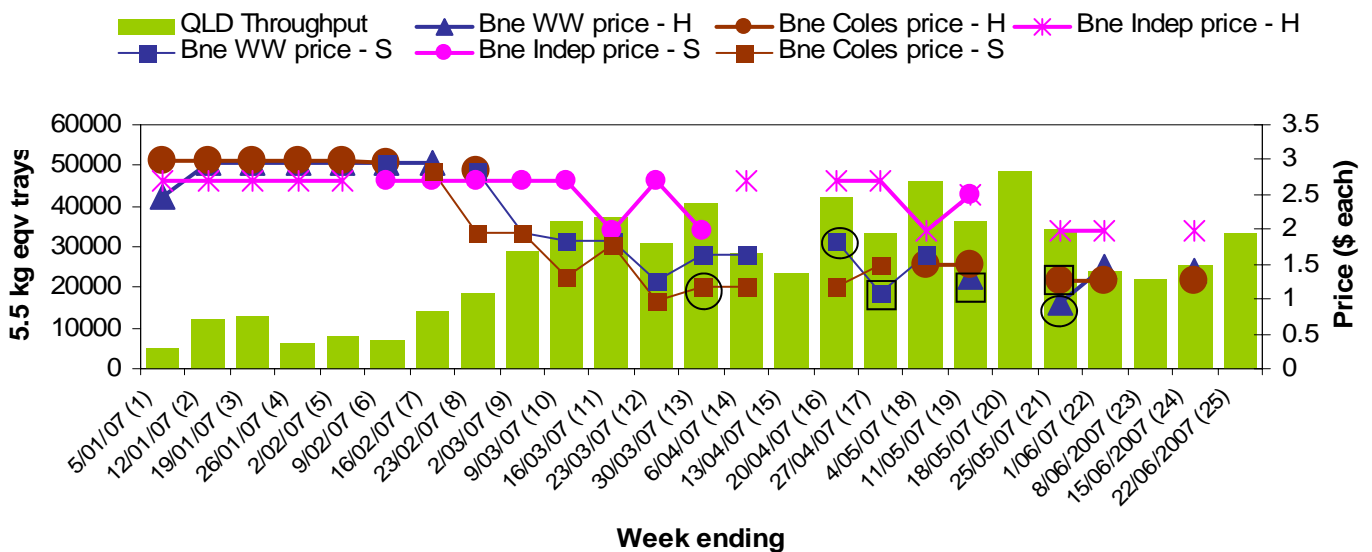
Sydney Avocado Retail Prices vs Dispatches - Destination state NSW



Melbourne Avocado Retail Prices vs Dispatches - Destination state Vic



Brisbane Avocado Retail Prices vs Dispatches - Destination state Qld



For more detailed reports please go to www.avocado.org.au and login to Infocado. Instructions on accessing reports are available in your Infocado Information kit under 'Retrieving information'

For further assistance please contact: Joanna Embry, Ph: 07 3391 2344, Email: infocado@avocado.org.au