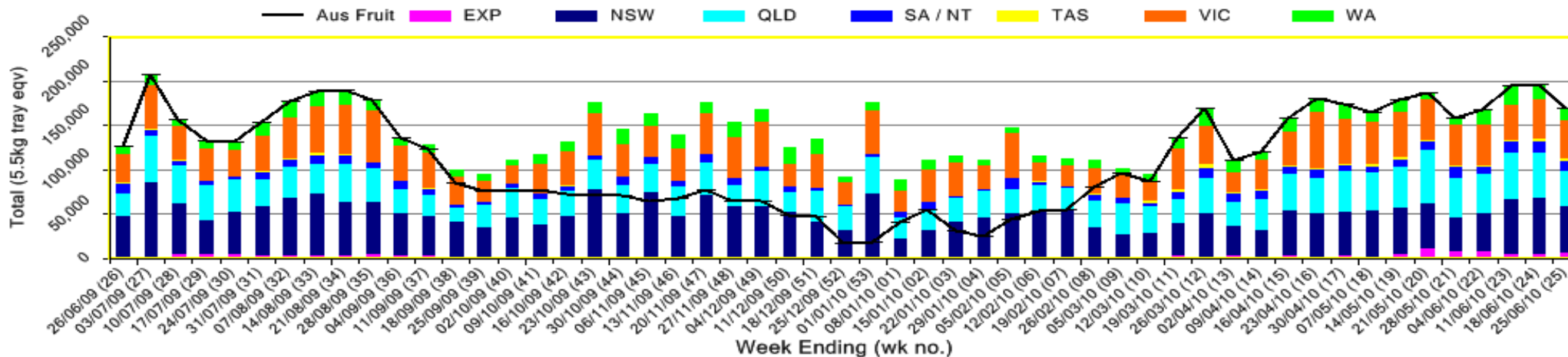


# INFOCADO WEEKLY REPORT: 19th June - 25th June 2010 (Wk 25)

## Industry Dispatches 19th June - 25th June 2010 (Wk 25)

Dest. State	5.5kg	5.5kg	5.5kg	5.5kg	5.5kg	5.5kg	5.5kg	5.5kg	5.5kg	5.5kg	Trays - Total	Bulk	P/PK	Proc	Other	5.5Kg Eqv	
	<16	16	18	20	22	23	25	28	28+	5.5Kg Eqv	5.5Kg Eqv	10Kg	Kg	Kg	Kg	Total	
EXP				40				3,311	2,011		5,362	339					5,978
NSW	39	186	1,736	7,363	1,311	16,674	3,935	1,875	708		33,827	10,403	2,664				53,226
QLD		29	584	2,903	253	7,979	14,742	4,680	2,961		34,131	1,193	12,013	3,600	1,238		39,364
SA / NT			46	494		346	6,969	557	208		8,620	1,066					10,558
TAS							1,988				1,988	576	60				3,046
VIC	79	1,405	8,762	11,530	328	7,626	2,516	1,205	206		33,657	4,916	1,674				42,899
WA			356	1,614		3,460	1,931	152	152		7,665	2,936					13,003
<b>Total</b>	<b>118</b>	<b>1,620</b>	<b>11,484</b>	<b>23,944</b>	<b>1,892</b>	<b>36,085</b>	<b>32,081</b>	<b>11,780</b>	<b>6,246</b>		<b>125,250</b>	<b>21,429</b>	<b>16,411</b>	<b>3,600</b>	<b>1,238</b>		<b>168,076</b>

Throughput Australian & NZ avocados by destination state  
Throughput 1st January 2010 to date = 3,743,101 5.5kg tray eqv



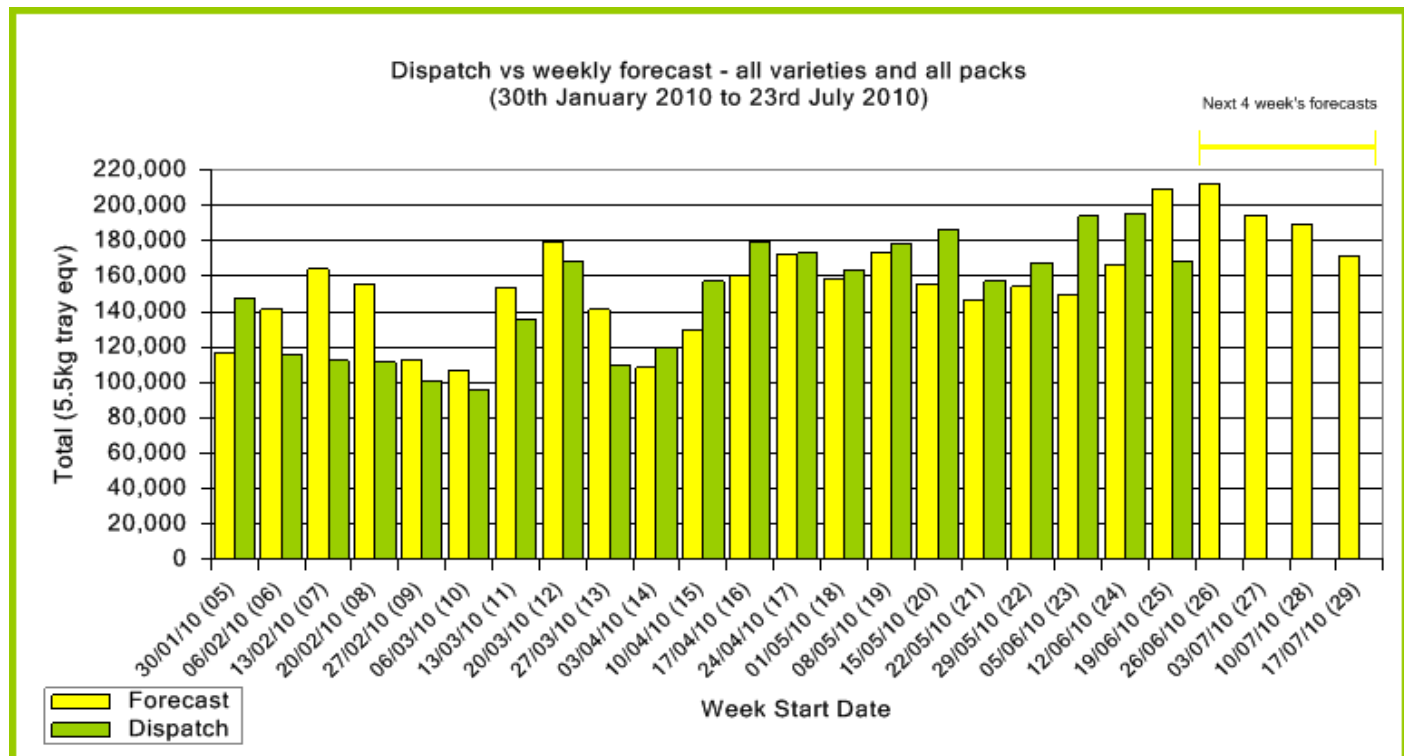
### Comments from the CEO

- Dispatches were down on forecasts last week due to rain in Central Queensland.
- Please note that the winter school holidays have begun in Queensland, Victoria and the Northern Territory and begin on the 3rd July in New South Wales, South Australia and Western Australia.
- Avocados are on catalogue special this week in Coles in both Perth and Melbourne.
- North Queensland will be finished their season within the next couple of weeks.



Forecast Data (Week 25 - 29)					
Variety	Trays - Total	Bulk	P/Pk	Proc	All - Total
	5.5Kg Eqv	10Kg	Kg	Kg	5.5Kg Eqv
<b>Week 25 - begin 19/06/2010</b>					
Bacon		120			218
Hass	151,507	25,260	29,800	3,000	203,397
Pinkerton	100	10			118
Sharwil	650	70			777
Wurtz	5,020				5,020
<b>Week Total</b>	<b>157,277</b>	<b>25,460</b>	<b>29,800</b>	<b>3,000</b>	<b>209,531</b>
<b>Week 26 - begin 26/06/2010</b>					
Bacon		120			218
Hass	159,011	22,650	30,000	3,000	206,193
Pinkerton	80	5			89
Sharwil	940	75			1,076
Wurtz	5,010				5,010
<b>Week Total</b>	<b>165,041</b>	<b>22,850</b>	<b>30,000</b>	<b>3,000</b>	<b>212,586</b>
<b>Week 27 - begin 03/07/2010</b>					
Bacon		80			145
Fuerte		40			73
Hass	146,072	20,940	23,500	3,000	188,963
Pinkerton	80	5			89
Sharwil	250				250
Wurtz	5,000				5,000
<b>Week Total</b>	<b>151,402</b>	<b>21,065</b>	<b>23,500</b>	<b>3,000</b>	<b>194,520</b>
<b>Week 28 - begin 10/07/2010</b>					
Bacon		40			73
Fuerte		80			145
Hass	141,676	20,665	23,000	3,000	183,976
Pinkerton	60				60
Sharwil	200				200
Wurtz	5,000				5,000
<b>Week Total</b>	<b>146,936</b>	<b>20,785</b>	<b>23,000</b>	<b>3,000</b>	<b>189,454</b>
<b>Week 29 - begin 17/07/2010</b>					
Bacon		40			73
Fuerte		80			145
Hass	130,791	19,090	3,000		166,045
Sharwil	150				150
Wurtz	5,000				5,000
<b>Week Total</b>	<b>135,941</b>	<b>19,210</b>	<b>3,000</b>		<b>171,413</b>

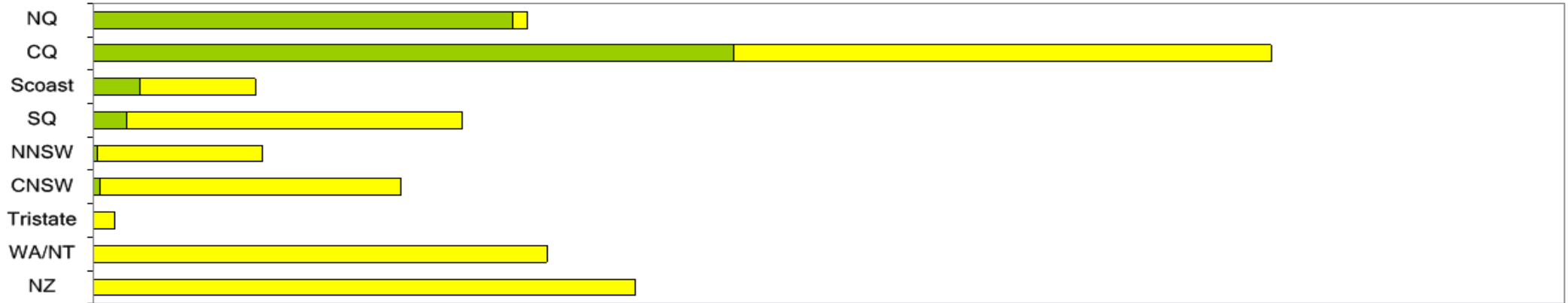
Green shading indicates dispatch data			Yellow shading indicates forecast data			
Dispatch Data (Week 25 - begin 19/06/2010)						
Variety	Trays	Bulk	P/PK	Proc	Other	5.5Kg Eqv
	5.5Kg Eqv	10Kg	Kg	Kg	Kg	Total Trays
Bacon		120				218
Hass	123,226	21,153	16,411	3,600	1,238	165,550
Sharwil	972	60				1,081
Wurtz	1,053	96				1,228
<b>Total</b>	<b>125,251</b>	<b>21,429</b>	<b>16,411</b>	<b>3,600</b>	<b>1,238</b>	<b>168,077</b>



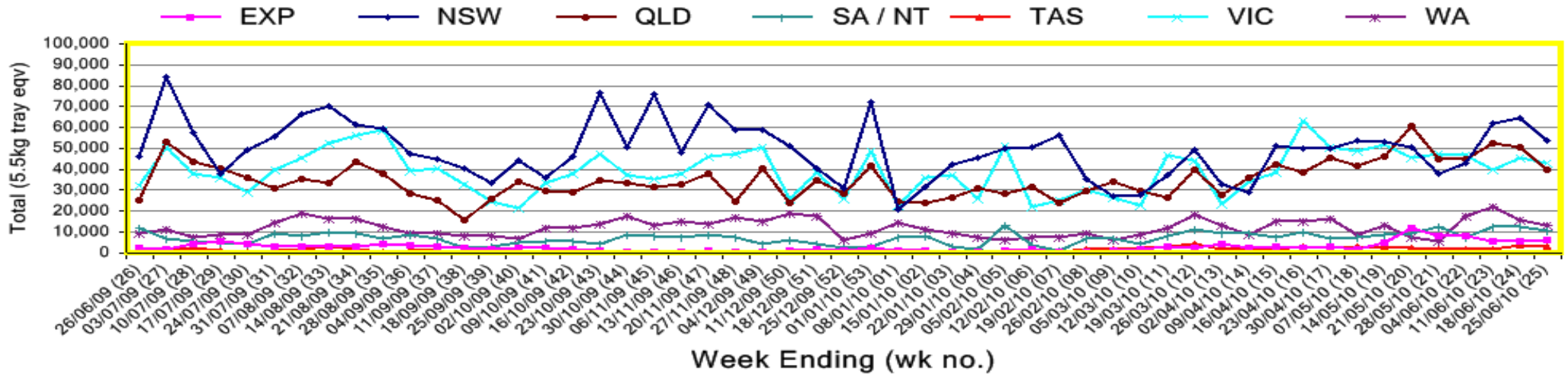
New Zealand Avocado Exports—Forecast v Import Statistics (5.5kg eqv trays) August 2009-April 2010										
Export Dest'n	Aug	Sep	Oct	Nov	Dec	Jan	Feb	Mar	Apr	Total to date
<b>NZ Export to Australia Forecast</b>		5,055	314,324	314,516	354,135	328,074	344,756	133,464	5,641	<b>1,799,965</b>
<b>Australia</b>		41,599	321,706	363,357	347,496	439,691	258,767	16,210		<b>1,788,826</b>
<b>USA</b>	2,727	15,090	22,787	6,183						<b>46,787</b>
<b>Japan</b>	4,519	28,746	64,348	69,842	45,244	14,154				<b>226,853</b>
<b>Total</b>	<b>7,246</b>	<b>85,436</b>	<b>408,840</b>	<b>439,382</b>	<b>392,740</b>	<b>453,845</b>	<b>258,767</b>	<b>16,210</b>		<b>2,062,466</b>

Percentage dispatched by region (Based on seasonal forecast - 2010)

Dispatch for season so far as a proportion of regional forecast      12 month relative regional Forecast



Throughput Australian & NZ avocados by destination state  
Throughput 1st January 2010 to date = 3,743,101 5.5kg tray eqv



Week 25 contributors - Packhouses

Balmoral Orchard	Simpson Farms Pty Ltd
Donovan Family Investment Trust	Sunfresh
G & C Christensen	Sunny Bluff Produce Pty Ltd
G & J Krenske	Sunnyspot Packhouse PL
Googa Farms	SuperPak
Natures Fruit Company	Touchwood Farming

Week 25 contributors - Wholesalers

Allcrops Pty Ltd (Sydney)	Murray Bros (Brisbane)
Col Johnson & Co (Sydney)	Romeos (Brisbane)
Costa Exchange Trading (Adelaide)	Sculli & Co Pty Ltd (Melbourne)
Dykes Bros (Melbourne)	Sinclair & Antico (Aust) Pty Ltd (Sydney)
Etherington (Perth)	The La Manna Group (Adelaide)
Exotic Fruit Traders (Sydney)	The La Manna Group (Brisbane)
Kelly's (Melbourne)	The La Manna Group (Melbourne)
Mercer Mooney (Perth)	United Fresh (Adelaide)
Moraitis (Sydney)	

## Sales Report including Direct Sales from Packhouses, Wholesale Sales and Stock on Hand at Wholesale Level

	Trays 5.5kg eqv (incl. Mod6 & P84)				Bulk 10Kg Cartons					Pre-Pack Kg					Total (5.5Kg Eqv)			
	Hass	Shepard	Other	Total	Hass	Shepard	Other	Total	5.5Kg Eqv	Hass	Shepard	Other	Total	5.5Kg Eqv	Hass	Shepard	Other	Total
NSW																		
<b>Total supermarket sales</b>	17,147			<b>17,147</b>	1,740			1,740	<b>3,164</b>	504			504	<b>92</b>	20,402			<b>20,402</b>
<b>Total non supermarket sales</b>	14,337		66	<b>14,403</b>	6,835			6,835	<b>12,427</b>						26,765		66	<b>26,831</b>
<b>Total exports</b>																		
<b>Total sales</b>	<b>31,484</b>		<b>66</b>	<b>31,550</b>	<b>8,575</b>			<b>8,575</b>	<b>15,591</b>	<b>504</b>			<b>504</b>	<b>92</b>	<b>47,167</b>		<b>66</b>	<b>47,233</b>
<b>Total Stock on Hand</b>	<b>7,525</b>		<b>24</b>	<b>7,549</b>	<b>3,707</b>			<b>3,707</b>	<b>6,740</b>						<b>14,265</b>		<b>24</b>	<b>14,289</b>
QLD																		
<b>Total supermarket sales</b>	18,767			<b>18,767</b>	309			309	<b>562</b>	1,458			1,458	<b>265</b>	19,594			<b>19,594</b>
<b>Total non supermarket sales</b>	9,838		3	<b>9,841</b>	35	16		51	<b>93</b>					9,902	29	3	<b>9,934</b>	
<b>Total exports</b>	5,362			<b>5,362</b>	339			339	<b>616</b>					5,978			<b>5,978</b>	
<b>Total sales</b>	<b>33,967</b>		<b>3</b>	<b>33,970</b>	<b>683</b>	<b>16</b>		<b>699</b>	<b>1,271</b>	<b>1,458</b>			<b>1,458</b>	<b>265</b>	<b>35,474</b>	<b>29</b>	<b>3</b>	<b>35,506</b>
<b>Total Stock on Hand</b>	<b>30,616</b>			<b>30,616</b>											<b>30,616</b>			<b>30,616</b>
SA & TAS																		
<b>Total supermarket sales</b>	10,132			<b>10,132</b>	720			720	<b>1,309</b>	124			124	<b>23</b>	11,463			<b>11,463</b>
<b>Total non supermarket sales</b>	3,223			<b>3,223</b>	829			829	<b>1,507</b>					4,730			<b>4,730</b>	
<b>Total exports</b>																		
<b>Total sales</b>	<b>13,355</b>			<b>13,355</b>	<b>1,549</b>			<b>1,549</b>	<b>2,816</b>	<b>124</b>			<b>124</b>	<b>23</b>	<b>16,194</b>			<b>16,194</b>
<b>Total Stock on Hand</b>	<b>7,395</b>	<b>3,194</b>	<b>264</b>	<b>10,853</b>	<b>4,385</b>	<b>192</b>	<b>5</b>	<b>4,582</b>	<b>8,331</b>	<b>32</b>			<b>32</b>	<b>6</b>	<b>15,374</b>	<b>3,543</b>	<b>273</b>	<b>19,190</b>
VIC																		
<b>Total supermarket sales</b>	15,323			<b>15,323</b>	1,440			1,440	<b>2,618</b>	1,674			1,674	<b>304</b>	18,245			<b>18,245</b>
<b>Total non supermarket sales</b>	4,843	139	3,318	<b>8,300</b>	885	18	772	1,675	<b>3,045</b>					6,452	172	4,722	<b>11,345</b>	
<b>Total exports</b>																		
<b>Total sales</b>	<b>20,166</b>	<b>139</b>	<b>3,318</b>	<b>23,623</b>	<b>2,325</b>	<b>18</b>	<b>772</b>	<b>3,115</b>	<b>5,664</b>	<b>1,674</b>			<b>1,674</b>	<b>304</b>	<b>24,697</b>	<b>172</b>	<b>4,722</b>	<b>29,591</b>
<b>Total Stock on Hand</b>	<b>8,439</b>	<b>2,819</b>	<b>654</b>	<b>11,912</b>	<b>4,300</b>	<b>106</b>	<b>65</b>	<b>4,471</b>	<b>8,129</b>						<b>16,258</b>	<b>3,012</b>	<b>772</b>	<b>20,041</b>
WA																		
<b>Total supermarket sales</b>																		
<b>Total non supermarket sales</b>	# Full data set not displayed because not enough WA wholesalers contributed data this week																	
<b>Total exports</b>																		
<b>Total sales</b>	<b>8,307</b>	<b>104</b>	<b>16</b>	<b>8,427</b>	<b>3,075</b>		<b>51</b>	<b>3,126</b>	<b>5,684</b>						<b>13,898</b>	<b>104</b>	<b>109</b>	<b>14,111</b>
<b>Total Stock on Hand</b>																		
Total																		
<b>Total supermarket sales</b>	67,674			<b>67,674</b>	6,449			6,449	<b>11,725</b>	3,760			3,760	<b>684</b>	80,084			<b>80,084</b>
<b>Total non supermarket sales</b>	34,243	243	3,403	<b>37,889</b>	9,419	34	823	10,276	<b>18,684</b>					51,369	305	4,900	<b>56,573</b>	
<b>Total exports</b>	5,362			<b>5,362</b>	339			339	<b>616</b>					5,978			<b>5,978</b>	
<b>Total sales</b>	<b>107,280</b>	<b>243</b>	<b>3,403</b>	<b>110,926</b>	<b>16,207</b>	<b>34</b>	<b>823</b>	<b>17,064</b>	<b>31,025</b>	<b>3,760</b>			<b>3,760</b>	<b>684</b>	<b>137,431</b>	<b>305</b>	<b>4,900</b>	<b>142,635</b>
<b>Total Stock on Hand</b>	<b>59,821</b>	<b>6,029</b>	<b>1,126</b>	<b>66,976</b>	<b>13,396</b>	<b>298</b>	<b>95</b>	<b>13,789</b>	<b>25,071</b>	<b>32</b>			<b>32</b>	<b>6</b>	<b>84,184</b>	<b>6,571</b>	<b>1,299</b>	<b>92,053</b>

