



INFOCADO WEEKLY REPORT

23rd to 29th June 2007 (Wk 26)

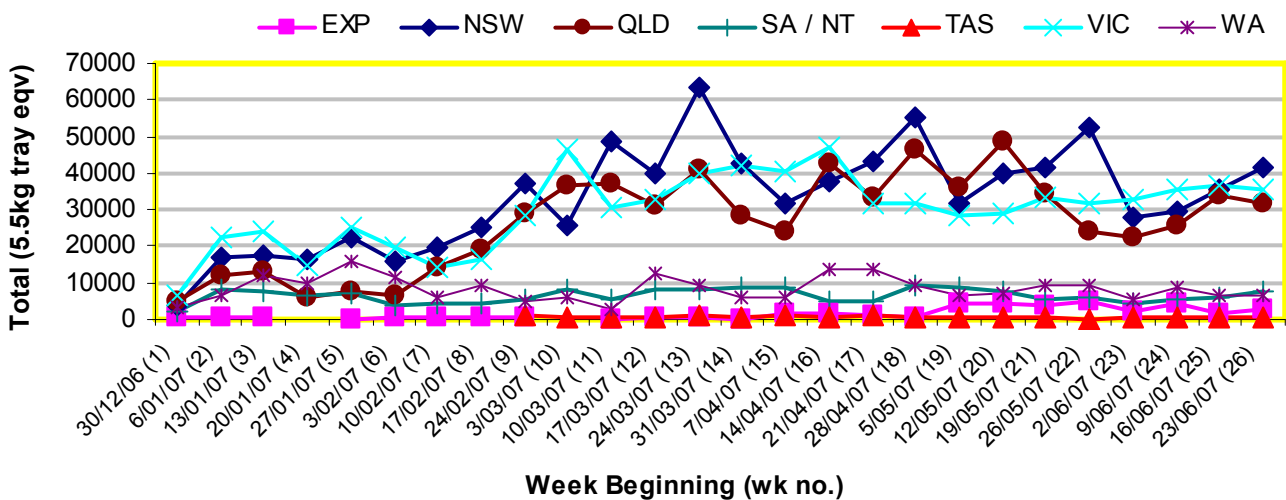
Green shading indicates dispatch data

Yellow shading indicates forecast data

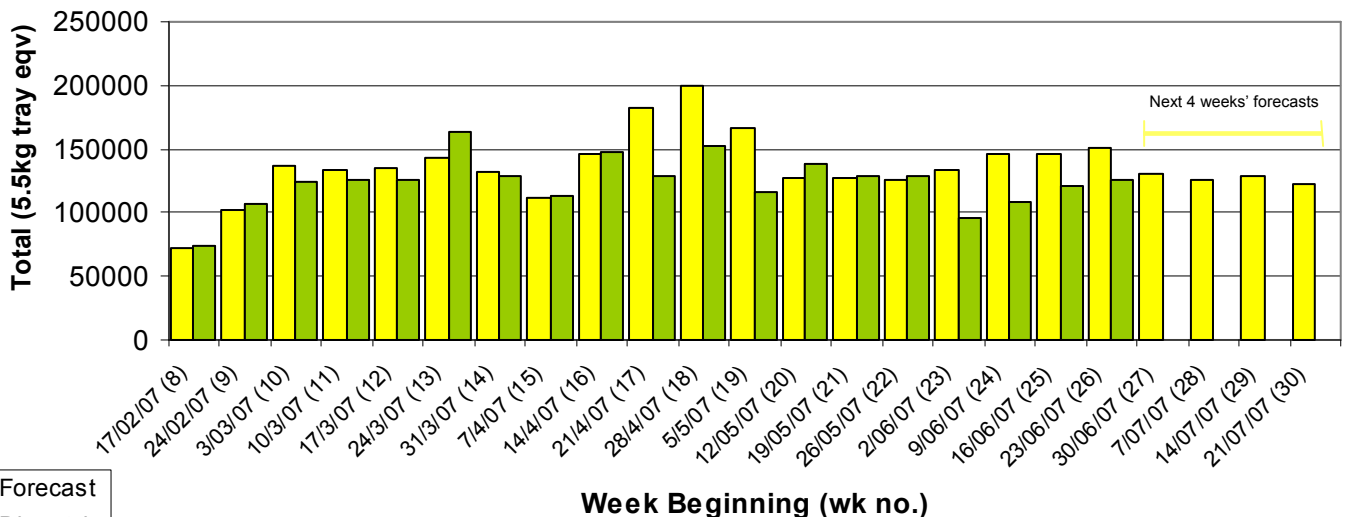
Industry Dispatches 23rd to 29th June 2007 (Wk 26)

Dest. State	5.5kg	5.5kg	5.5kg	5.5kg	5.5kg	5.5kg	5.5kg	5.5kg	5.5kg	5.5kg	Bulk	P/PK	Other	5.5kg				
	<16	16	18	20	22	23	25	28	28+	Total				10Kg	Kg	Kg	5.5Kg Eqv Trays All	
EXP					75						1,730	604		2,409	49	88		2,514
NSW	3	857	2,214	9,519	3,009	9,594	3,661	1,826	756	31,439	4,640	8,228		41,371				41,371
QLD	7	206	644	4,173	786	6,001	6,507	3,176	1,319	22,819	4,252	6,243	350	31,749				31,749
SA / NT			6	320	62	404	5,124	90		6,006	820	132		7,521				7,521
TAS								720		720				720				720
VIC	97	2,120	3,380	9,267	820	8,613	1,273	720	47	26,337	3,930	10,108		35,320				35,320
WA				288		1,754	2,016	144		4,202	1,336			6,631				6,631
Total	107	3,183	6,244	23,642	4,677	26,366	19,301	7,686	2,726	93,932	15,027	24,799	350	125,827				125,827

Throughput Australian avocados by destination State Throughput 1st January 2007 to date = 2,781,667 5.5kg tray eqv



Dispatch vs weekly forecast for all varieties and all packs (17th February 2007 to 27th July 2007)



Major Capital City Weather Report – week ahead

City	Tue	Wed	Thur	Fri	Public Hols	Upcoming school Hols
Brisbane	23°	24°	21°	21°	August 15—Royal Show Day	23rd June—9th July
Melbourne	15°	14°	12°	13°	November 6—Melbourne Cup Day	30th June—15th July
Perth	17°	20°	19°	19°	October 1—Queen's B'day	7th July—23rd July
Sydney	21°	20°	15°	15°	October 1—Labour Day	30th June—15th July

Forecast Data (Week 26-30)

Variety	Trays - Total	Bulk	P/Pk	All - Total
	5.5Kg Eqv	10Kg	Kg	5.5Kg Eqv
Week 26—begin 23/6/07				
Bacon		230		418
Hass	124,081	7,801	16,500	141,265
Pinkerton	750	300		1,295
Sharwil	1,570	370		2,243
Wurtz	5,500	100		5,682
Week Total	131,901	8,801	16,500	150,903
Week 27—begin 30/6/07				
Bacon		210		382
Fuerte	50	240		486
Hass	102,199	7,558	21,604	119,869
Pinkerton	750	300		1,295
Sharwil	1,590	390		2,299
Wurtz	5,500	100		5,682
Week Total	110,089	8,798	21,604	130,013
Week 28—begin 7/7/07				
Bacon		104		189
Fuerte	50	200		414
Hass	105,086	6,757	16,500	120,371
Pinkerton	750	300		1,295
Sharwil	2,380	530		3,344
Wurtz	700	100		882
Week Total	108,966	7,991	16,500	126,495
Week 29—begin 14/7/07				
Bacon		40		73
Feurte	50	240		486
Hass	105,410	8,152	16,500	123,232
Pinkerton	750	300		1,295
Sharwil	1,580	380		2,271
Wurtz	700	50		791
Week Total	108,490	9,162	16,500	128,148
Week 30—begin 21/7/07				
Fuerte	100	170		409
Hass	102,759	7,323	16,500	119,074
Sharwil	900	400		1,627
Wurtz	700	50		791
Week Total	104,459	7,943	16,500	121,901

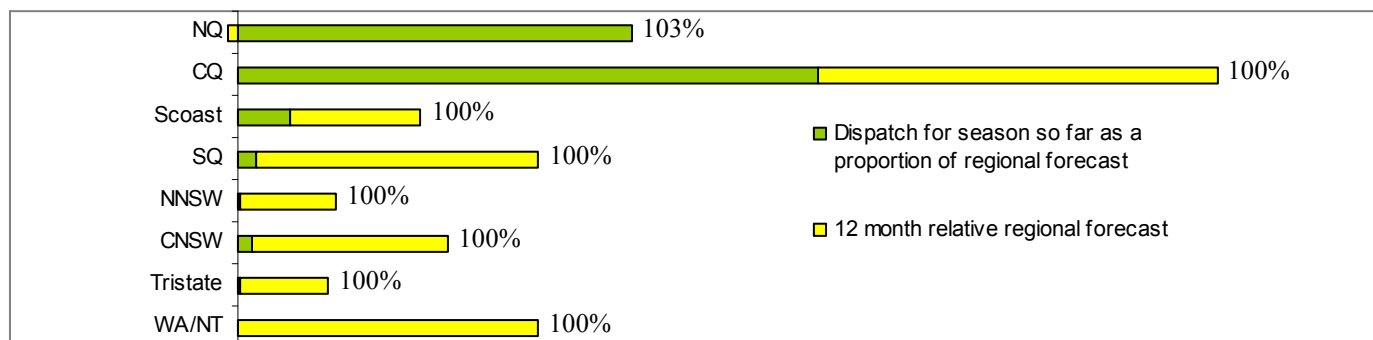
Dispatch Data (Week 26—begin 23/6/07)

Variety	Trays	Bulk	P/PK	Other	5.5Kg Eqv
	5.5Kg eqv	10Kg	Kg	Kg	Total Trays
Bacon		248			451
Hass	87,877	13,085	24,799		116,177
Pinkerton	432	536			1,407
Sharwil	1,394	612			2,507
Wurtz	4,229	546		350	5,286
Total	93,932	15,027	24,799	350	125,827

Week 26 contributors

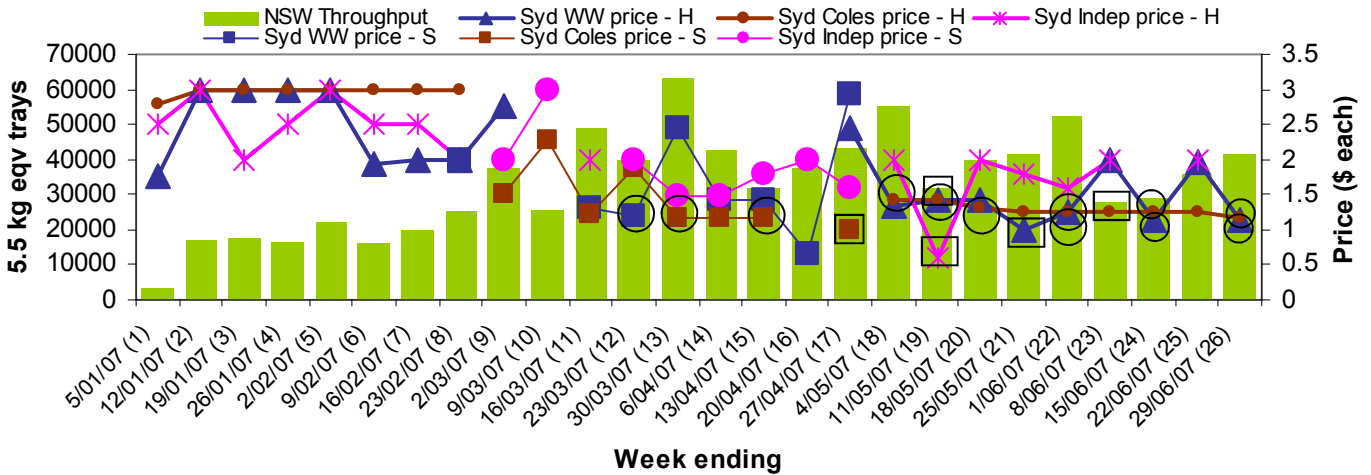
Balmoral Orchard
 C F Fechner
 Coastal Avocados
 Donovan Avocados
 G & J Krenske
 Goodlife Orchards
 Green Pear Avocado
 J & K Hummer
 JC & SK Smythe
 Lavers Orchards
 Midcoast Avocados
 Mt Binga Orchards Pty Ltd
 Natures Fruit Company
 One Harvest
 RM & KL Cornwall
 Rocky Creek Orchards
 Simpsons Farms Pty Ltd
 Sunfresh
 Sunny Bluff Produce Pty Ltd
 Tinaroo Falls Avocado Trust
 Tropicado Avocados
 WA & GM Jonsson

Percentage dispatched by region (Based on seasonal forecast - 2007)

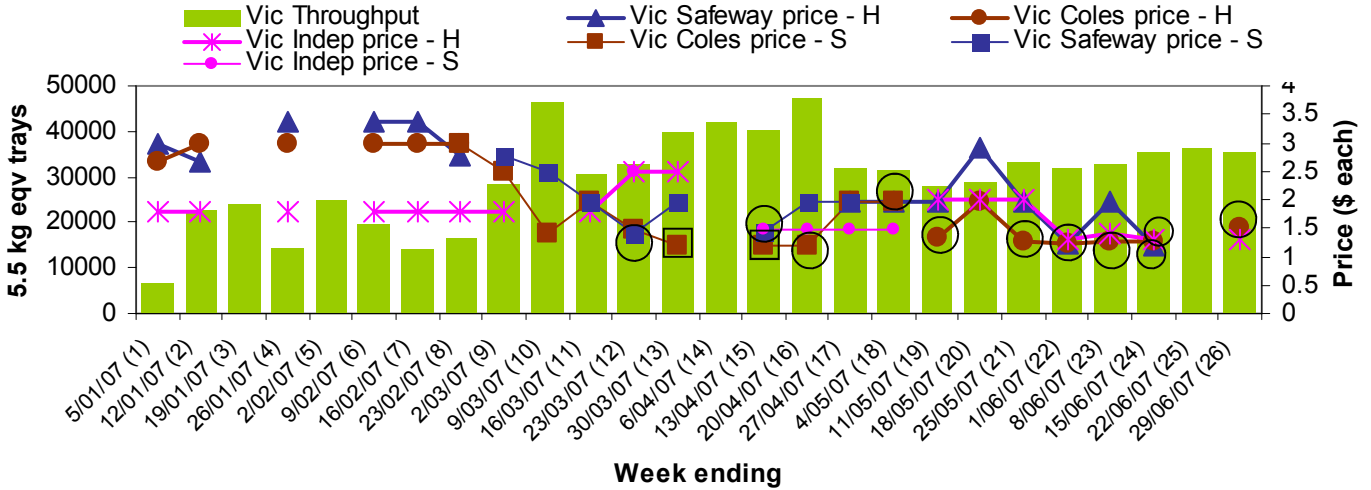


NB: H = Hass, S= Shepard, ○ = catalogue special □ = store special

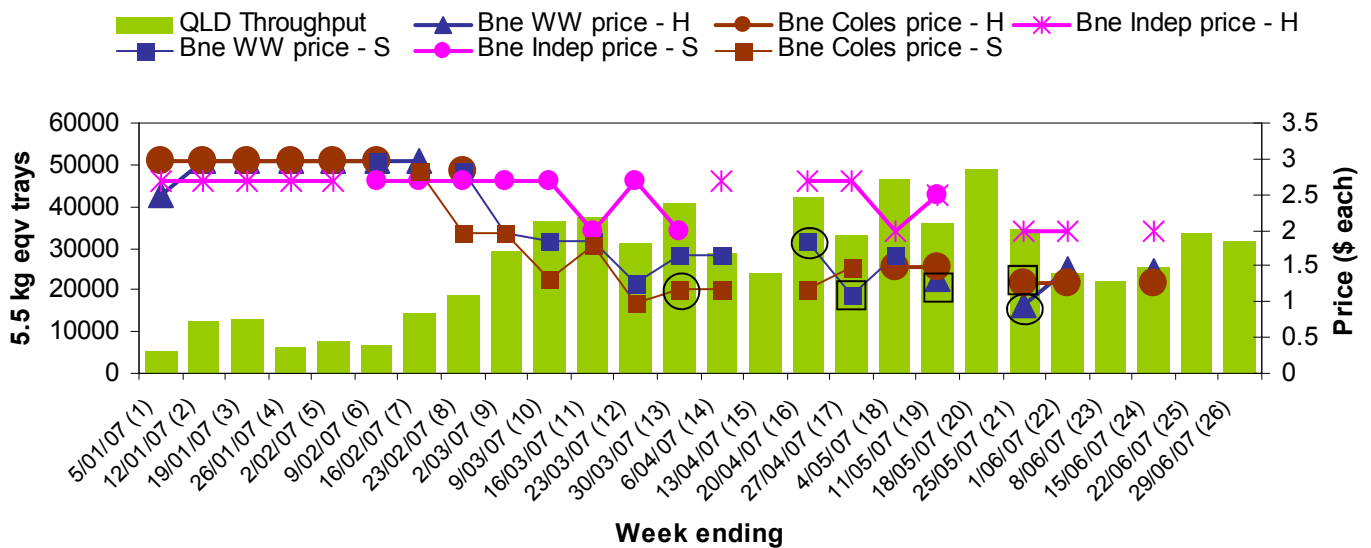
Sydney Avocado Retail Prices vs Dispatches - Destination state NSW



Melbourne Avocado Retail Prices vs Dispatches - Destination state Vic



Brisbane Avocado Retail Prices vs Dispatches - Destination state Qld



For more detailed reports please go to www.avocado.org.au and login to Infocado. Instructions on accessing reports are available in your Infocado Information kit under 'Retrieving information'

For further assistance please contact: Joanna Embry, Ph: 07 3391 2344, Email: infocado@avocado.org.au