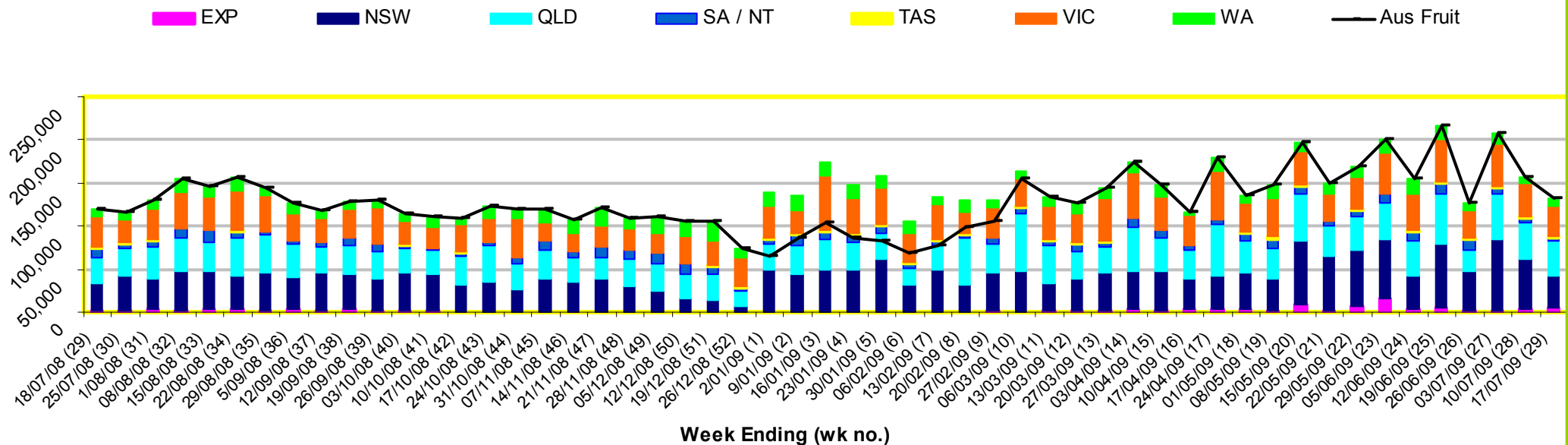


# INFOCADO WEEKLY REPORT: 11th - 17th July 2009 (Wk 29)

## Industry Dispatches 4th-10th July 2009 (Wk 28)

Dest. State	5.5kg									5.5kg Total	Bulk 10Kg	P/PK Kg	Proc Kg	Other Kg	5.5Kg Eqv Trays All Total
	<16	16	18	20	22	23	25	28	28+						
EXP								3,583	1,494	5,077	78				5,219
NSW	166	668	3,286	6,371	1,480	5,254	3,963	1,932	240	23,360	7,138	6,048			37,438
QLD	12	315	870	2,113	305	4,636	8,472	3,841	804	21,368	7,048	18,574	11,790	1,290	39,939
SA / NT		28	289	128	92	409	1,153	361		2,460	1,050	720			4,500
TAS							549			549		354			613
VIC	109	1,346	6,104	7,514	857	5,974	2,666	1,229	607	26,406	4,420	7,068			35,727
WA		10	44	90		593	1,263	288		2,288	3,272				8,237
<b>Total</b>	<b>287</b>	<b>2,367</b>	<b>10,593</b>	<b>16,216</b>	<b>2,734</b>	<b>16,866</b>	<b>18,066</b>	<b>11,234</b>	<b>3,145</b>	<b>81,508</b>	<b>23,006</b>	<b>32,764</b>	<b>11,790</b>	<b>1,290</b>	<b>131,673</b>

## Throughput Australian & NZ avocados by destination State Throughput 1st January 2009 to date = 4,445,659 5.5kg tray eqv



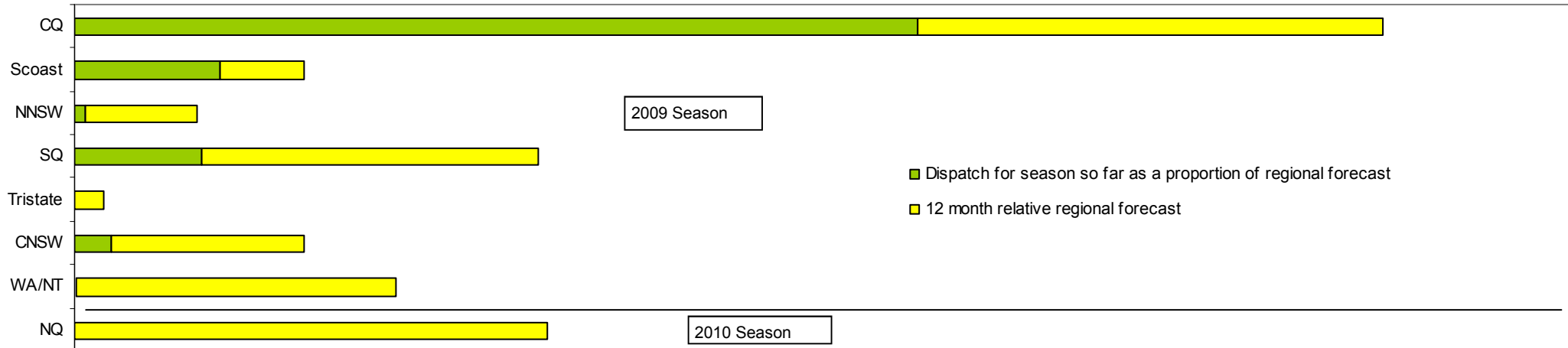
### Comments from the CEO

- Some data was missing this week due to the Australia and New Zealand Avocado Growers Conference in Cairns.
- Please note that the forecast for New Zealand exports to Australia for 2009/2010 has now been updated.
- We look forward to seeing you at the conference!

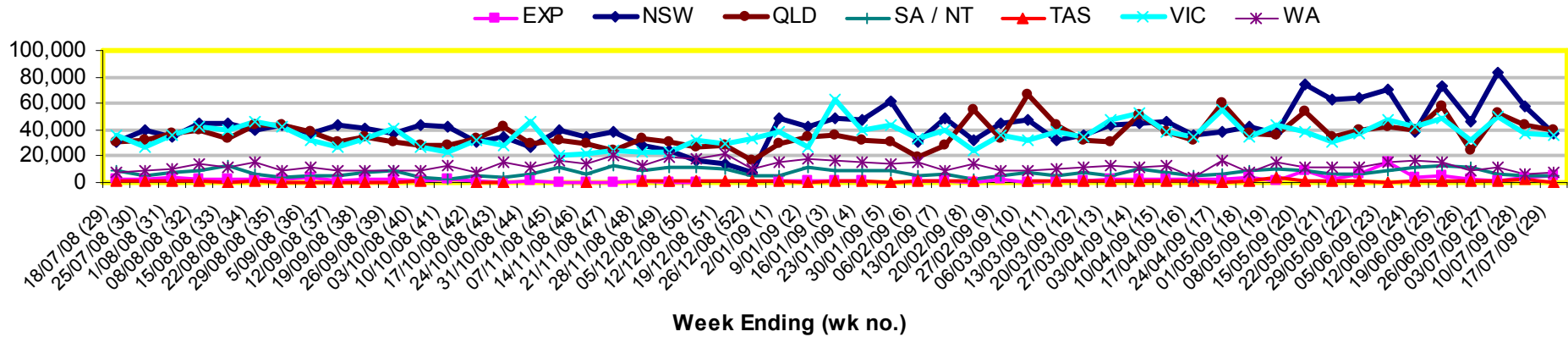




Percentage dispatched by region 2009 Season (Based on seasonal forecast - 2009)



Throughput Australian & NZ avocados by destination State  
Throughput 1st January 2009 to date = 4,445,659 5.5kg tray eqv



**Week 29 contributors - Packhouses**

- |                                  |                             |
|----------------------------------|-----------------------------|
| Avocado Industry Council (NZAGA) | Mountain Fresh              |
| Balmoral Orchard                 | Natures Fruit Company       |
| Coastal Avocados                 | One Harvest                 |
| Donovan Family Investment Trust  | Serrata Enterprises         |
| G & C Christensen                | Simpson Farms Pty Ltd       |
| G & J Krenske                    | Sunfresh                    |
| Googa Farms                      | Sunny Bluff Produce Pty Ltd |
| Green Nugget Orchards            | Sunnyspot Packhouse PL      |
| I & A Tolson                     | SuperPak                    |
| J & K Hummer                     | The I & R Family Trust      |
| Midcoast Avocados                | Touchwood Farming           |
| Mount Hallen Avocados            |                             |

**Week 29 contributors - Wholesalers**

- |                                   |                                 |
|-----------------------------------|---------------------------------|
| Costa Exchange Trading (Adelaide) | Sculli & Co Pty Ltd (Melbourne) |
| Dykes Bros (Melbourne)            | The La Manna Group (Adelaide)   |
| Etherington (Perth)               | The La Manna Group (Brisbane)   |
| Kelly's (Melbourne)               | The La Manna Group (Melbourne)  |
| Murray Bros (Brisbane)            | United Fresh (Adelaide)         |
| Romeos Marketing (Brisbane)       |                                 |

### Sales Report including Direct Sales from Packhouses, Wholesale Sales and Stock on Hand at Wholesale Level

	Trays 5.5kg eqv (incl. Mod6 & P84)				Bulk 10kg Cartons				Pre-Pack Kg					Total (5.5kg eqv)				
	Hass	Shepard	Other	Total	Hass	Shepard	Other	Total	5.5kg eqv	Hass	Shepard	Other	Total	5.5kg eqv	Hass	Shepard	Other	Total
<b>NSW</b>																		
Total supermarket sales																		
Total non supermarket sales	# Data set not included because not enough NSW wholesalers contributed data this week																	
Total exports																		
Total sales																		
Total stock on hand																		
<b>QLD</b>																		
Total supermarket sales	12,528			12,528	2,014			2,014	3,662	7,624		2,310	9,934	1,806	17,576		420	17,996
Total non supermarket sales	15,109		355	15,463	702		40	742	1,349						16,385		427	16,812
Total exports	4,773			4,773	78			78	142						4,915			4,915
Total sales	32,410		355	32,764	2,794		40	2,834	5,153	7,624		2,310	9,934	1,806	38,876		847	39,723
Total stock on hand	30,266		164	30,430	108		67	175	318						30,462		286	30,748
<b>SA &amp; TAS</b>																		
Total supermarket sales	3,900			3,900	483			483	878	1,315			1,315	239	5,017			5,017
Total non supermarket sales	3,428		174	3,602	870		13	883	1,605						5,010		198	5,207
Total exports																		
Total sales	7,328		174	7,502	1,353		13	1,366	2,484	1,315			1,315	239	10,027		198	10,225
Total stock on hand #	4,804		361	5,165	820		82	902	1,640	178			178	32	6,327		510	6,837
<b>VIC</b>																		
Total supermarket sales	12,836		103	12,939	1,885		121	2,006	3,647	7,068			7,068	1,285	17,548		323	17,871
Total non supermarket sales	3,717	131	3,558	7,405	2,263		36	2,299	4,180						7,831	131	3,623	11,585
Total exports																		
Total sales	16,552	131	3,661	20,344	4,148		157	4,305	7,827	7,068			7,068	1,285	25,379	131	3,946	29,456
Total stock on hand	8,618		5,443	14,061	3,174		1,985	5,159	9,380						14,389		9,052	23,441
<b>WA</b>																		
Total supermarket sales	1,728			1,728	960			960	1,745						3,473			3,473
Total non supermarket sales	# Full data set not included because not enough WA wholesalers contributed data this week																	
Total exports																		
Total sales	3,674		61	3,735	1,155			1,155	2,100						5,774		61	5,835
Total stock on hand #																		
<b>TOTAL</b>																		
Total supermarket sales	39,190		103	39,293	8,510		121	8,631	15,693	21,221		2,310	23,531	4,278	58,521		743	59,264
Total non supermarket sales	24,199	131	4,147	28,478	4,030		89	4,119	7,489						31,527	131	4,309	35,967
Total exports	4,925			4,925	78			78	142						5,067			5,067
Total sales	68,314	131	4,250	72,695	12,618		210	12,828	23,324	21,221		2,310	23,531	4,278	95,114	131	5,052	100,297
Total stock on hand	46,135		6,011	52,146	4,548		2,172	6,720	12,218	178			178	32	54,437		9,960	64,397

**Weekly National Sales**

