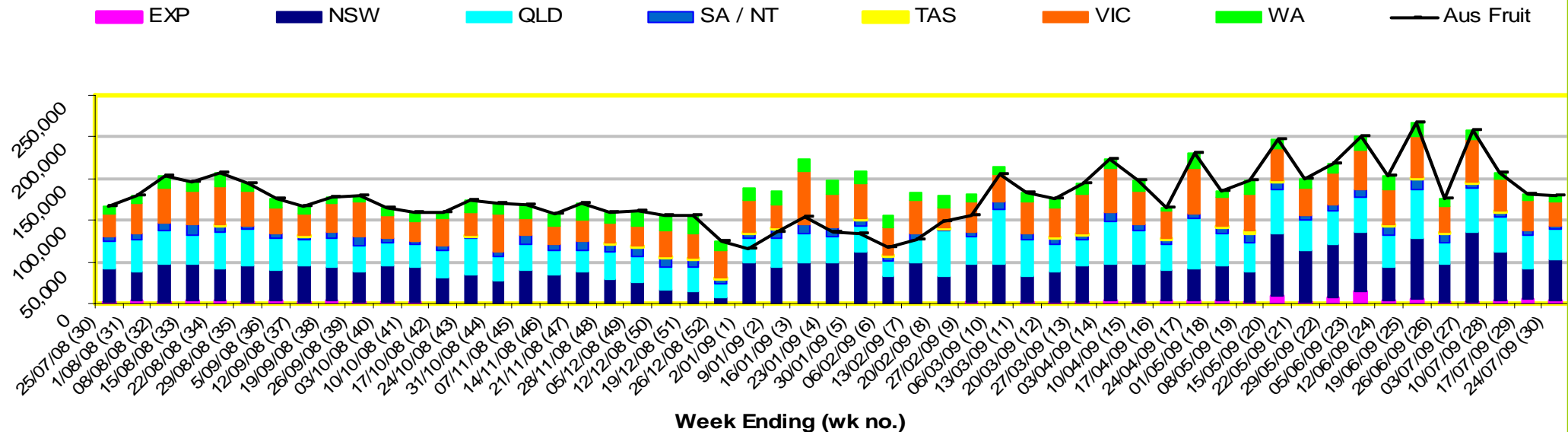


INFOCADO WEEKLY REPORT: 18th - 24th July 2009 (Wk 30)

Industry Dispatches 18th - 24th July 2009 (Wk 30)

Dest. State	5.5kg	5.5kg	5.5kg	5.5kg	5.5kg	5.5kg	5.5kg	5.5kg	5.5kg	5.5kg	Bulk	P/PK	Proc	Other	5.5Kg Eqv Trays	
	<16	16	18	20	22	23	25	28	28+	Total					10Kg	Kg
EXP									2,169	1,388						4,026
NSW	69	655	7,144	11,041	1,922	5,710	2,409	1,958	226		8,827	11,420				49,259
QLD		61	253	2,675	182	7,901	7,046	2,951	598		5,198	14,024	8,400	1,339		35,438
SA / NT		3	27	45	24	292	3,019	515	10		96	144				4,136
TAS								134								134
VIC	45	1,123	3,519	3,109	789	4,446	2,544	1,493	75		6,076	3,828				28,886
WA			13	207		2,198	805	84	600		2,400					8,271
Total	114	1,842	10,956	17,077	2,917	20,547	15,957	9,170	2,897	81,477	22,855	29,416	8,400	1,339	130,150	

Throughput Australian & NZ avocados by destination State Throughput 1st January 2009 to date = 4,575,811 5.5kg tray eqv




Comments from the CEO

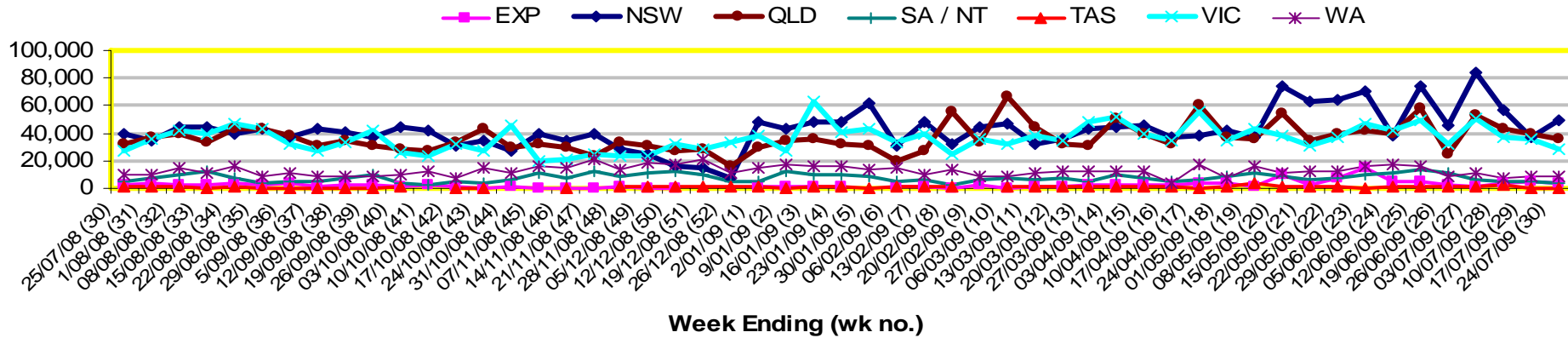
- Volumes over the next month should be quite stable at around 140,000 to 150,000 trays and similarly stock on hand in the markets is currently relatively low.
- All mid year school holidays have now finished.
- To all of you who attended the Avocado Conference last week we hope you enjoyed it, took home some valuable information and made the most of the networking opportunities.



Percentage dispatched by region 2009 Season (Based on seasonal forecast - 2009)



Throughput Australian & NZ avocados by destination State
Throughput 1st January 2009 to date = 4,575,811 5.5kg tray eqv



Week 30 contributors - Packhouses

Balmoral Orchard	One Harvest
Donovan Family Investment Trust	Simpson Farms Pty Ltd
G & J Krenske	Sunfresh
Googa Farms	Sunny Bluff Produce Pty Ltd
Green Nugget Orchards	Sunnyspot Packhouse PL
Mount Hallen Avocados	SuperPak
Natures Fruit Company	Touchwood Farming

Week 30 contributors - Wholesalers

Dykes Bros (Melbourne)	Sculli & Co Pty Ltd (Melbourne)
Etherington (Perth)	The La Manna Group (Adelaide)
Kelly's (Melbourne)	The La Manna Group (Brisbane)
Mercer Mooney (Perth)	The La Manna Group (Melbourne)
Murray Bros (Brisbane)	United Fresh (Adelaide)
Romeos Marketing (Brisbane)	

Sales Report including Direct Sales from Packhouses, Wholesale Sales and Stock on Hand at Wholesale Level

	Trays 5.5kg eqv (incl. Mod6 & P84)				Bulk 10kg Cartons					Pre-Pack Kg					Total (5.5kg eqv)			
	Hass	Shepard	Other	Total	Hass	Shepard	Other	Total	5.5kg eqv	Hass	Shepard	Other	Total	5.5kg eqv	Hass	Shepard	Other	Total
NSW																		
Total supermarket sales																		
Total non supermarket sales	# Data set not included because not enough NSW wholesalers contributed data this week																	
Total exports																		
Total sales																		
Total stock on hand																		
QLD																		
Total supermarket sales	23,950		4	23,954	1,645		23	1,668	3,033	5,052		3,212	8,264	1,503	27,860		630	28,489
Total non supermarket sales	11,016		2	11,018	78		17	95	173						11,158		33	11,191
Total exports	3,077			3,077	258			258	469						3,546			3,546
Total sales	38,043		6	38,049	1,981		40	2,021	3,675	5,052		3,212	8,264	1,503	42,563		663	43,226
Total stock on hand	21,363		69	21,432	235		48	283	515						21,790		157	21,947
SA & TAS																		
Total supermarket sales																		
Total non supermarket sales	# Full data set not included because not enough SA/TAS wholesalers contributed data this week																	
Total exports																		
Total sales	6,881		122	7,003	889		83	972	1,767	144			144	26	8,523		273	8,796
Total stock on hand #																		
VIC																		
Total supermarket sales	6,758			6,758	1,352			1,352	2,458	3,828			3,828	696	9,912			9,912
Total non supermarket sales	7,240		2,452	9,693	1,973		176	2,149	3,907						10,828		2,772	13,600
Total exports																		
Total sales	13,998		2,452	16,450	3,325		176	3,501	6,365	3,828			3,828	696	20,739		2,772	23,512
Total stock on hand	7,017		4,184	11,201	3,020		2,001	5,021	9,129						12,508		7,823	20,330
WA																		
Total supermarket sales																		
Total non supermarket sales	# Full data set not included because not enough WA wholesalers contributed data this week																	
Total exports																		
Total sales	5,573		73	5,646	2,785		23	2,808	5,105						10,637		115	10,751
Total stock on hand #																		
TOTAL																		
Total supermarket sales	52,613		4	52,617	6,911		23	6,934	12,607	20,086		3,212	23,298	4,236	68,831		630	69,460
Total non supermarket sales	24,910		2,649	27,560	4,256		299	4,555	8,282						32,648		3,193	35,841
Total exports	3,557			3,557	258			258	469						4,026			4,026
Total sales	81,080		2,653	83,734	11,425		322	11,747	21,358	20,086		3,212	23,298	4,236	105,505		3,823	109,328
Total stock on hand	30,418		4,488	34,906	3,997		2,143	6,140	11,164						37,685		8,384	46,069

Weekly National Sales

