



# INFOCADO WEEKLY REPORT

28th July to 3rd August 2007 (Wk 31)

Green shading indicates dispatch data

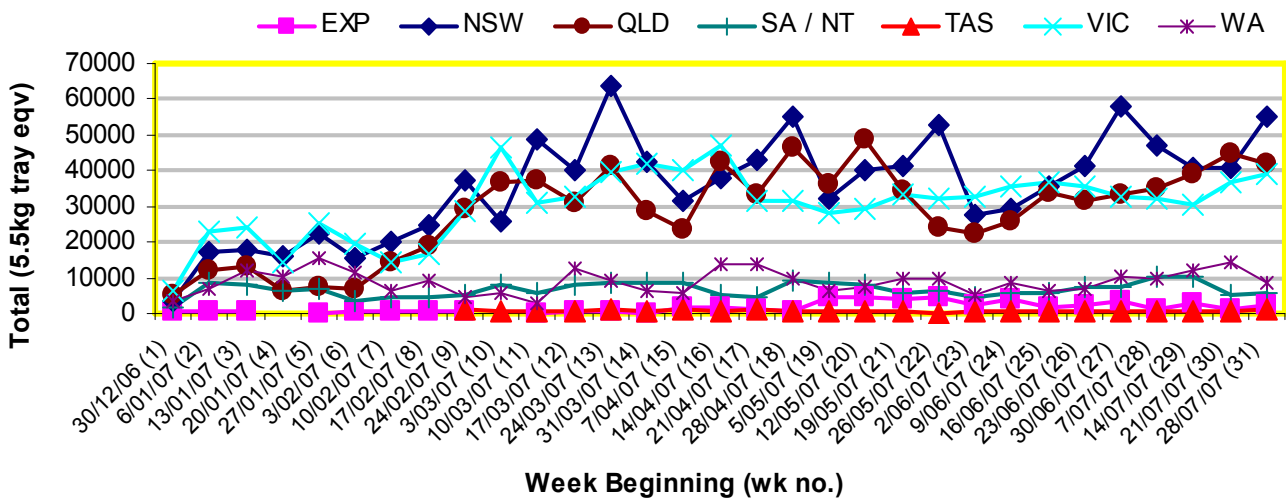
Yellow shading indicates forecast data

## Industry Dispatches 28th July to 3rd August 2007 (Wk 31)

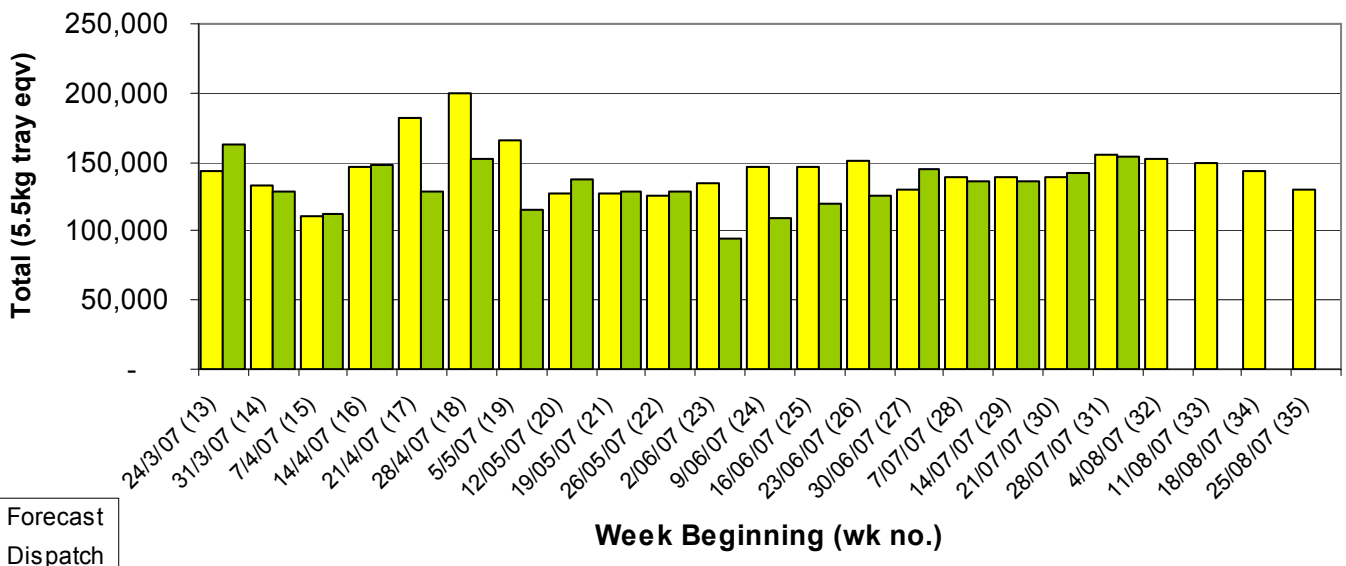
Dest. State	5.5kg	5.5kg	5.5kg	5.5kg	5.5kg	5.5kg	5.5kg	5.5kg	5.5kg	5.5kg	Bulk	P/PK	Other	5.5Kg Eqv Trays All							
	<16	16	18	20	22	23	25	28	28+	Total				10Kg	Kg	Kg	Total				
EXP					80				1,500	457					2,037	35					2,101
NSW	3	1,888	4,851	8,547	1,899	12,895	8,021	2,788	12						40,904	5,956	17,820	751			55,110
QLD	1	345	446	4,592	163	4,266	11,901	5,959	4,288						31,961	4,654	4,499	4,500			42,059
SA / NT			63	513			864	2,775	288						4,503	760					5,885
TAS							144	1,152							1,296						1,296
VIC	149	1,809	5,249	8,186	758	7,814	3,491	1,007	367					28,830	4,208	14,110	819				39,195
WA		69	276	810	75	742	906	288							3,166	3072	264				8,799
<b>Total</b>	<b>153</b>	<b>4,111</b>	<b>10,885</b>	<b>22,728</b>	<b>2,895</b>	<b>26,725</b>	<b>28,246</b>	<b>11,830</b>	<b>5,124</b>					<b>112,697</b>	<b>18,685</b>	<b>36,693</b>	<b>6,070</b>				<b>154,445</b>

## Throughput Australian avocados by destination State

Throughput 1st January 2007 to date = 3,502,518 5.5kg tray eqv



## Dispatch vs weekly forecast for all varieties and all packs (24th March 2007 to 1st September 2007)



### Major Capital City Weather Report – week ahead

City	Tue	Wed	Thu	Fri	Public Hols	Upcoming school Hols
Brisbane	22°	23°	23°	24°	August 15—Qld Royal Show Day	22nd Sep-7th Oct
Melbourne	17°	15°	17°	17°	November 6—Melbourne Cup Day	22nd Sep-7th Oct
Perth	18°	18°	20°	16°	October 1—Queen’s B’day	29th Sep—15th Oct
Sydney	20°	21°	21°	22°	October 1—Labour Day	29th Sep-14th Oct

#### Forecast Data (Week 31-35)

Variety	Trays - Total	Bulk	P/Pk	Other	All - Total
	5.5Kg Eqv	10Kg	Kg	Kg	5.5Kg Eqv
Week 31—begin 28/7/07					
Fuerte	100	135			<b>345</b>
Hass	129,127	10,119	16,500	400	<b>150,598</b>
Pinkerton	250				<b>250</b>
Sharwil	1,020	595			<b>2,102</b>
Wurtz	1,200	250			<b>1,655</b>
<b>Week Total</b>	<b>131,697</b>	<b>11,099</b>	<b>16,500</b>	<b>400</b>	<b>154,950</b>
Week 32—begin 4/8/07					
Fuerte	272	121			<b>492</b>
Hass	127,062	9,360	17,500	2,600	<b>147,735</b>
Sharwil	1,000	610			<b>2,109</b>
Wurtz	1,600	350			<b>2,236</b>
<b>Week Total</b>	<b>129,934</b>	<b>10,441</b>	<b>17,500</b>	<b>2,600</b>	<b>152,573</b>
Week 33—begin 11/8/07					
Fuerte	196	120			<b>414</b>
Hass	125,877	8,761	16,500	2,600	<b>145,279</b>
Sharwil	800	255			<b>1,264</b>
Wurtz	2,000	460			<b>2,836</b>
<b>Week Total</b>	<b>128,873</b>	<b>9,596</b>	<b>16,500</b>	<b>2,600</b>	<b>149,793</b>
Week 34—begin 18/8/07					
Fuerte	96	100			<b>278</b>
Hass	121,601	8,396	16,500	2,600	<b>140,339</b>
Sharwil	800	200			<b>1,164</b>
Wurtz	900	300			<b>1,445</b>
<b>Week Total</b>	<b>123,397</b>	<b>8,996</b>	<b>16,500</b>	<b>2,600</b>	<b>143,226</b>
Week 35—begin 25/8/07					
Fuerte		100			<b>182</b>
Hass	110,266	7,735	16,500	2,600	<b>127,803</b>
Sharwil	800	150			<b>1,073</b>
Wurtz	500	200			<b>864</b>
<b>Week Total</b>	<b>111,566</b>	<b>8,185</b>	<b>16,500</b>	<b>2,600</b>	<b>129,921</b>

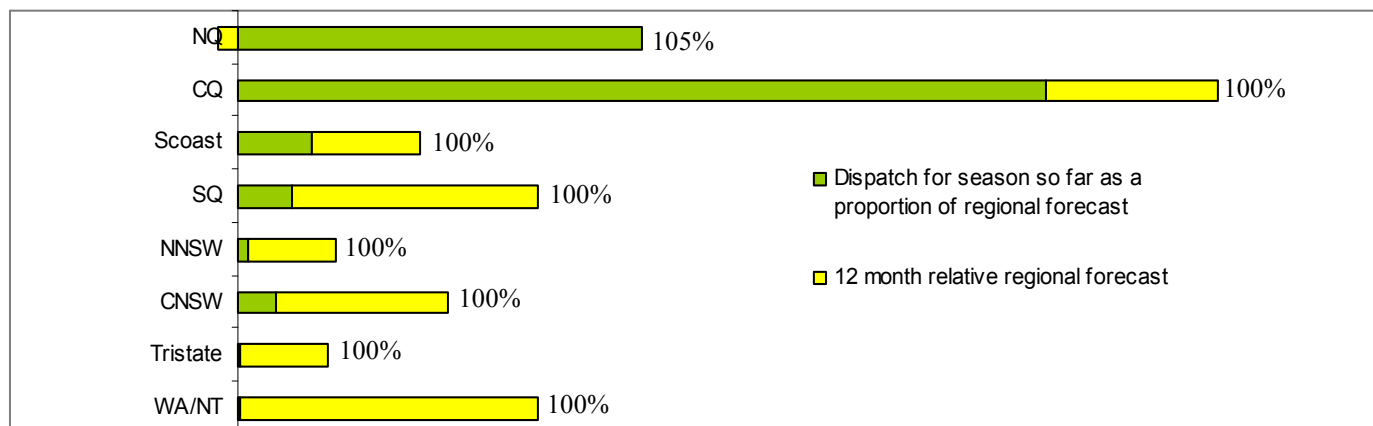
#### Dispatch Data (Week 31—begin 28/7/07)

Variety	Trays	Bulk	P/PK	Other	5.5Kg Eqv
	5.5kg eqv	10Kg	Kg	Kg	Total Trays
Fuerte	135	149	0	0	<b>406</b>
Hass	110,818	17,970	36,693	6,070	<b>151,266</b>
Sharwil	1,332	226	0	0	<b>1,743</b>
Wurtz	412	340	0	0	<b>1,030</b>
<b>Grand Total</b>	<b>112,697</b>	<b>18,685</b>	<b>36,693</b>	<b>6,070</b>	<b>154,445</b>

#### Week 31 contributors

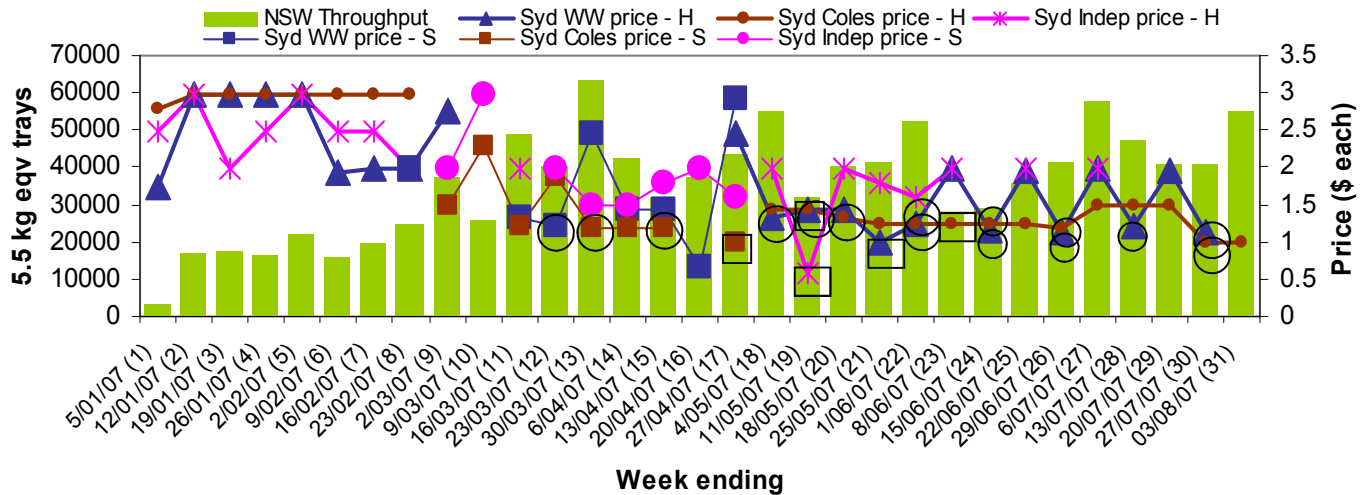
Avowest  
 Balmoral Orchard  
 BT & RG Pegg  
 C F Fechner  
 Coastal Avocados  
 DJ Tottenham  
 Donovan Avocados  
 G & J Krenske  
 G & R Ernest  
 Goodlife Orchards  
 Googa Farms  
 Green Nugget Orchards  
 Green Pear Avocado  
 Green Pigeon Orchards  
 I & A Tolson  
 JC & SK Smythe  
 Jirel Holdings  
 Midcoast Avocados  
 Mt Binga Orchards Pty Ltd  
 Natures Fruit Company  
 One Harvest  
 RM & KL Cornwall  
 Rob Farnsworth Pty Ltd  
 Rocky Creek Orchards  
 Simpsons Farms Pty Ltd  
 Sunfresh  
 Sunny Bluff Produce Pty Ltd  
 Sunnyspot Packhouse PL  
 Tenterfield Fruit Packers  
 Touchwood Farming  
 Tropicado Avocados

#### Percentage dispatched by region (Based on seasonal forecast - 2007)

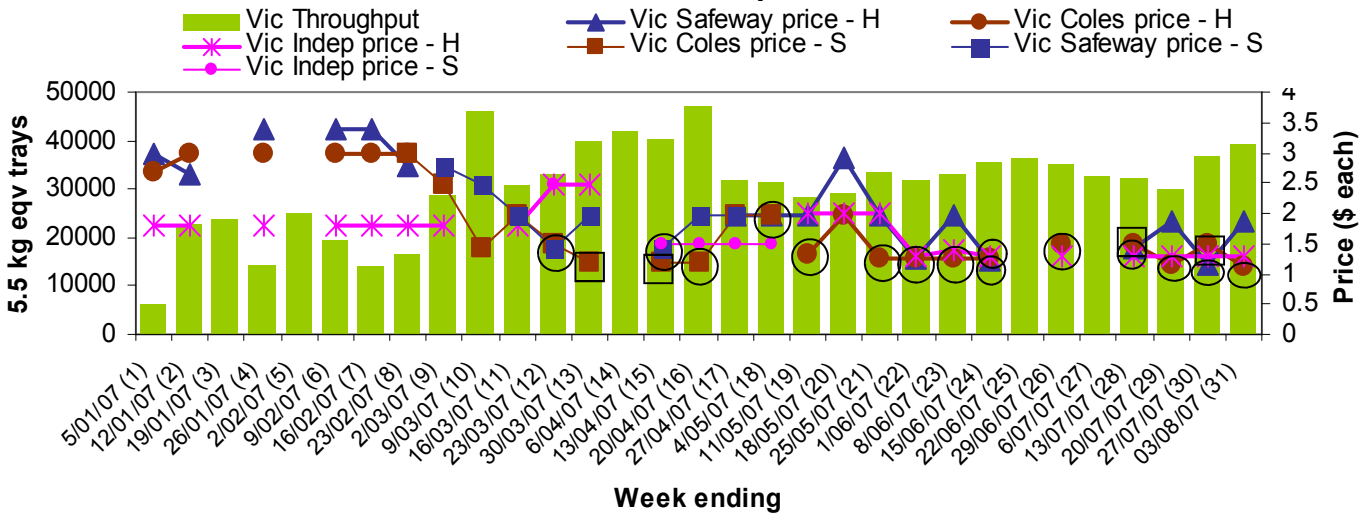


NB: H = Hass, S= Shepard, ○ = catalogue special □ = store special

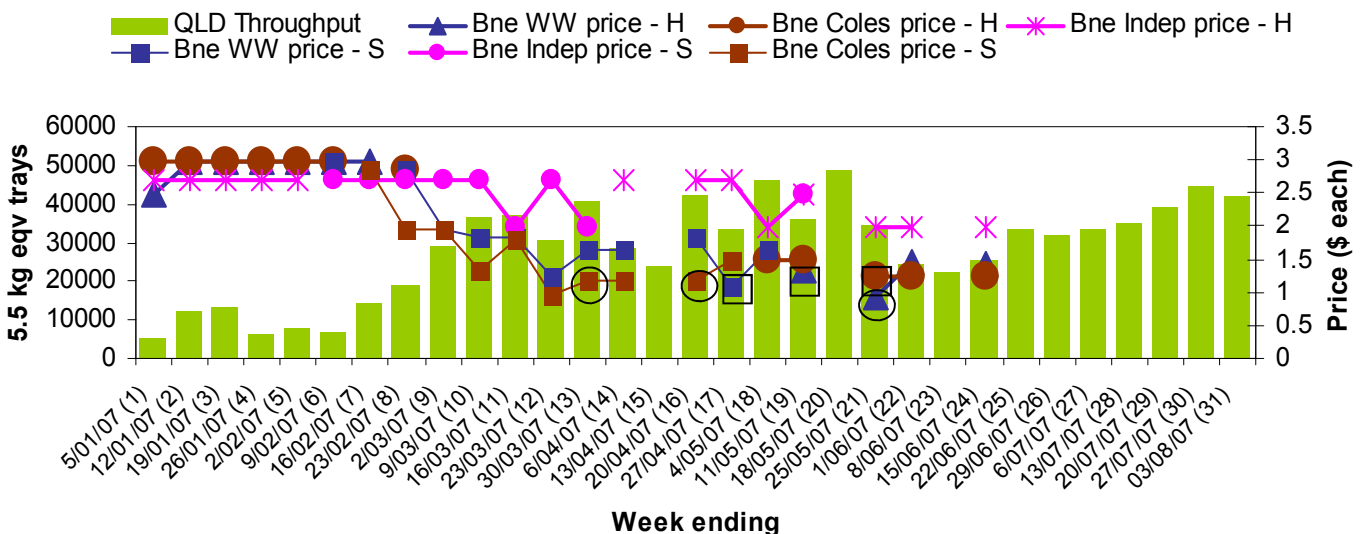
### Sydney Avocado Retail Prices vs Dispatches - Destination state NSW



### Melbourne Avocado Retail Prices vs Dispatches - Destination state Vic



### Brisbane Avocado Retail Prices vs Dispatches - Destination state Qld



For more detailed reports please go to [www.avocado.org.au](http://www.avocado.org.au) and login to Infocado. Instructions on accessing reports are available in your Infocado Information kit under 'Retrieving information'

For further assistance please contact: Joanna Embry, Ph: 07 3391 2344, Email: [infocado@avocado.org.au](mailto:infocado@avocado.org.au)