

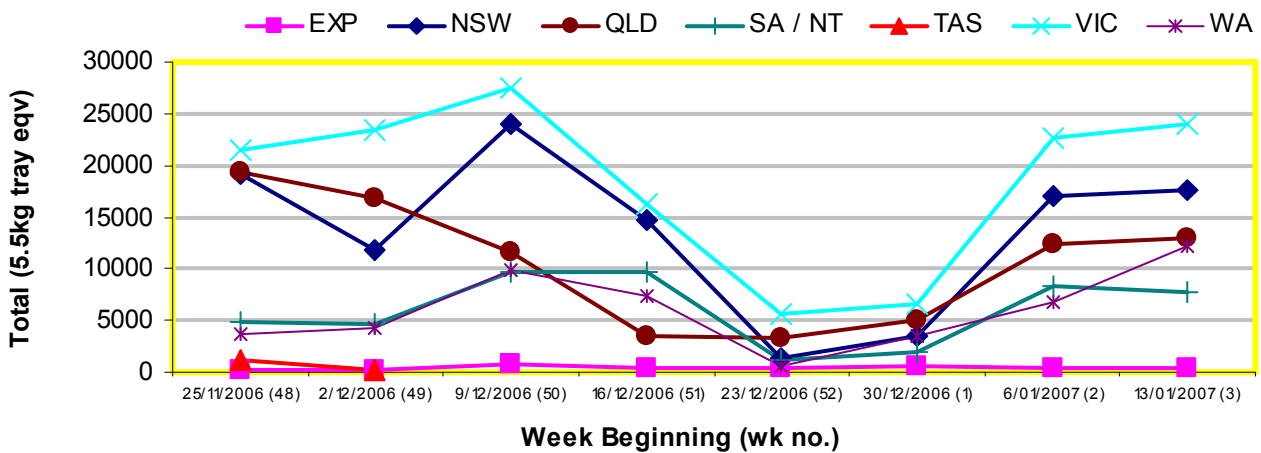


INFOCADO WEEKLY REPORT

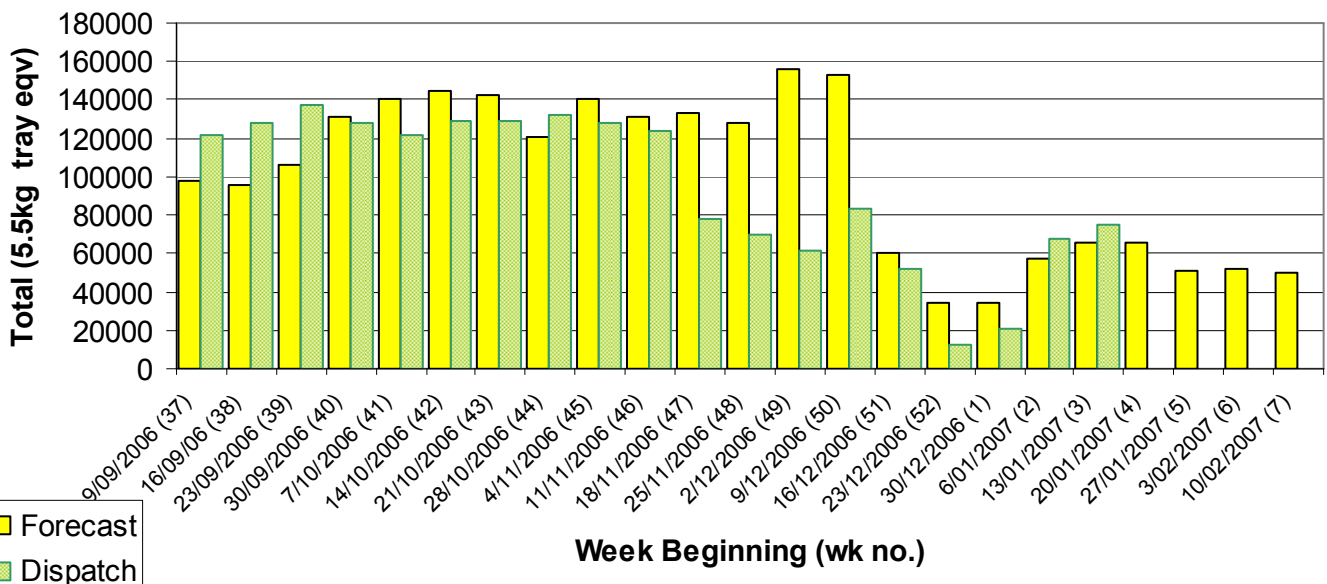
13th January to 19th January 2007 (Wk 3)

Industry Dispatches 13th January to 19th January (wk 3)												
Dest. State	5.5Kg	5.5Kg	5.5Kg	5.5Kg	5.5Kg	5.5Kg	5.5Kg	5.5Kg	5.5Kg	Bulk	P/PK	5.5Kg Eqv Trays All
	<16	16	18	20	23	25	28	28+	Total	10Kg	Kg	Total
EXP				20			420		440			440
NSW	459	1,170	2,008	3,791	2,966	1,714	1,781		13,889	2,009		17,542
QLD		296	635	1,211	2,093	1,324	2,716	203	8,478	2,504		13,031
SA / NT	598	159	147	2,728	1,018	935	581	145	6,311	622	1,680	7,747
VIC	191	1,484	3,117	5,681	4,160	2,522	2,564	415	20,134	2,087		23,929
WA	4	225	366	1,400	2,044	1,654	1,950	25	7,668	1,255	11,928	12,119
Total	1,252	3,334	6,273	14,831	12,281	8,149	10,012	788	56,920	8,477	13,608	74,807

















Throughput Australian avocados by destination State
Throughput 1st January 2007 to date = 164,497 5.5kg tray equiv



Dispatch vs weekly forecast for all varieties and all packs
(9th September 2006 to 16th February 2007)



Major Capital City Weather Report – week ahead

City	Tue	Wed	Thu	Fri	Public Hols	Upcoming school Hols
Brisbane	 32°	 32°	 31°	 31°	Australia Day 26 Jan	16 th Dec – 28 th Jan
Melbourne	 24°	 23°	 25°	 26°	Australia Day 26 Jan	22 nd Dec—29 th Jan
Perth	 33°	 33°	 32°	 36°	Australia Day 26 Jan	15 th Dec – 30 th Jan
Sydney	 27°	 27°	 27°	 27°	Australia Day 26 Jan	22 nd Dec – 28 th Jan

Dispatch Data (Week 3—begin 13/1/07)

Variety	5.5Kg Eqv Trays	Bulk	P/PK	5.5Kg Eqv Trays All
	Total	10Kg	Kg	Total
Gwen	1,592	288		2,116
Hass	51,952	7,913	13,608	68,813
Lamb Hass	442	45		524
Reed	2,934	231		3,354
Grand	56,920	8,477	13,608	74,807

Forecast Data (Week 3-7)

Variety	5.5Kg	Bulk	Other	P/Pk	5.5Kg Eqv All
	Tray	10Kg	Kg	Kg	Tray
Week 3—begin 13/1/07					
Gwen	1,150	75			1,286
Hass	45,860	6,892	100	18,900	58,409
Lamb Hass	420	65			538
Reed	1,900	92			2,067
Wurtz	100				100
Week Total	49,430	7,124	100	18,900	65,837
Week 4—begin 20/1/07					
Gwen	1,200	80			1,345
Hass	47,350	6,670	100	4,000	60,222
Lamb Hass	100	10			118
Reed	2,180	112			2,384
Shepard	1,500				1,500
Week Total	52,330	6,872	100	4,000	65,569
Week 5—begin 27/1/07					
Gwen	690	40			763
Hass	33,770	6,285		5,000	45,197
Reed	2,000	62			2,113
Shepard	1,500				1,500
Wurtz	120	25			165
Week Total	38,080	6,412		5,000	50,647
Week 6—begin 3/2/07					
Gwen	140	5			149
Hass	33,470	5,723		5,000	43,875
Lamb Hass	60				60
Reed	2,900	52			2,995
Shepard	3,300	200			3,664
Week Total	39,870	5,980		5,000	51,652
Week 7—begin 10/2/07					
Hass	28,070	5,001		5,000	37,163
Lamb Hass	60				60
Reed	600				600
Shepard	9,500	1,000			11,318
Week Total	38,230	6,001		5,000	50,050

Week 3 contributors

Avonova
 C F Fechner
 Chinoola Orchards
 Chislett Developments Pty Ltd
 Coastal Avocados
 Delroy Orchards
 Kulnura Ambrosia Avocados
 KV & JM Lehmann
 Lone Gum Avocados
 Mariners Rest
 Midcoast Avocados
 Natures Fruit Company
 RM & KL Cornwall
 So Aussie Fresh Pty Ltd
 Sunfresh
 Tam MT Farm Management
 VP & EA Farrell
 W French & Co
 West Aussie Avos

For more detailed reports please go to www.avocado.org.au and login to Infocado. Instructions on accessing reports are available in your Infocado Information kit under 'Retrieving information'

*For further assistance please contact: Joanna Embry,
 Ph: 07 3391 2344, Email: infocado@avocado.org.au*

You may wish to print a copy of this report and insert it into the 'reports' section of your Infocado Information Kit