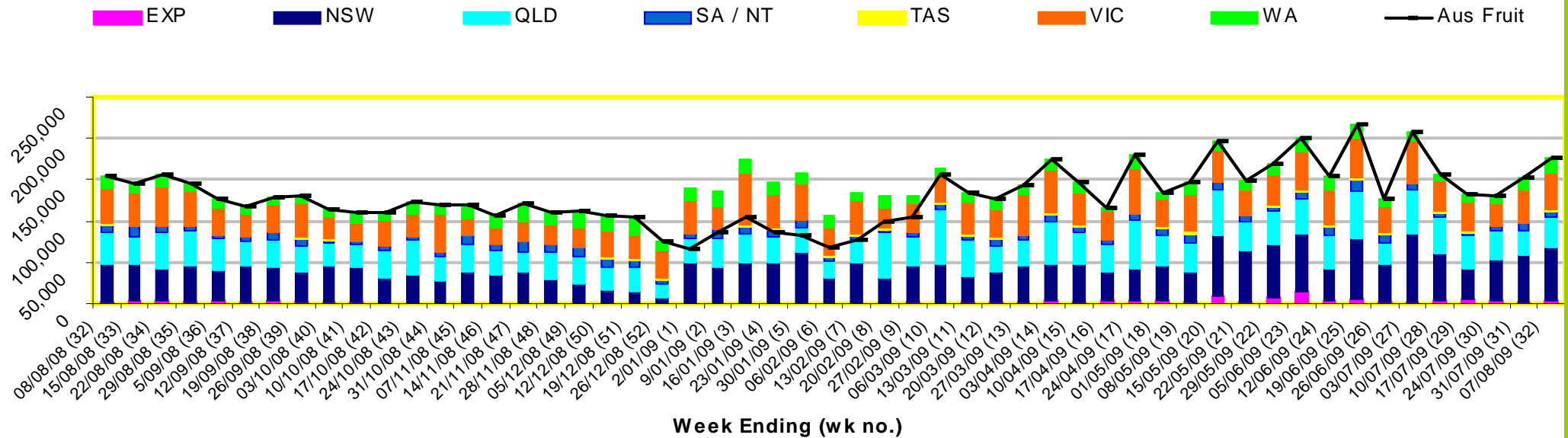


INFOCADO WEEKLY REPORT: 1st - 7th August 2009 (Wk 32)

Industry Dispatches 1st - 7th August 2009 (Wk 32)

Dest. State	5.5kg	5.5kg	5.5kg	5.5kg	5.5kg	5.5kg	5.5kg	5.5kg	5.5kg	5.5kg	Bulk	P/PK	Other	5.5Kg Eqv Trays All	
	<16	16	18	20	22	23	25	28	28+	Total					10Kg
EXP				104					1,139	1,254	2,497	228			2,912
NSW	383	1,741	10,799	10,608	3,450	9,323	4,207	2,443	423	43,377	11,095	12,816		65,880	
QLD		45	743	4,676	733	8,670	6,969	2,799	70	24,705	4,186	15,216	542	35,182	
SA / NT		15	404	400	115	272	5,063	745		7,014	451	1,420		8,092	
TAS								912		912		2,520		1,370	
VIC	141	3,467	9,649	11,332	693	3,962	2,841	1,528	181	33,794	5,606	6,588		45,185	
WA	40	102	132	5,193	89	2,654	361	500	152	9,223	5,140			18,568	
Total	564	5,370	21,727	32,313	5,080	24,881	20,353	9,154	2,080	121,522	26,706	38,560	542	177,188	

Throughput Australian & NZ avocados by destination State Throughput 1st January 2009 to date = 4,904,935 5.5kg tray eqv




Comments from the CEO

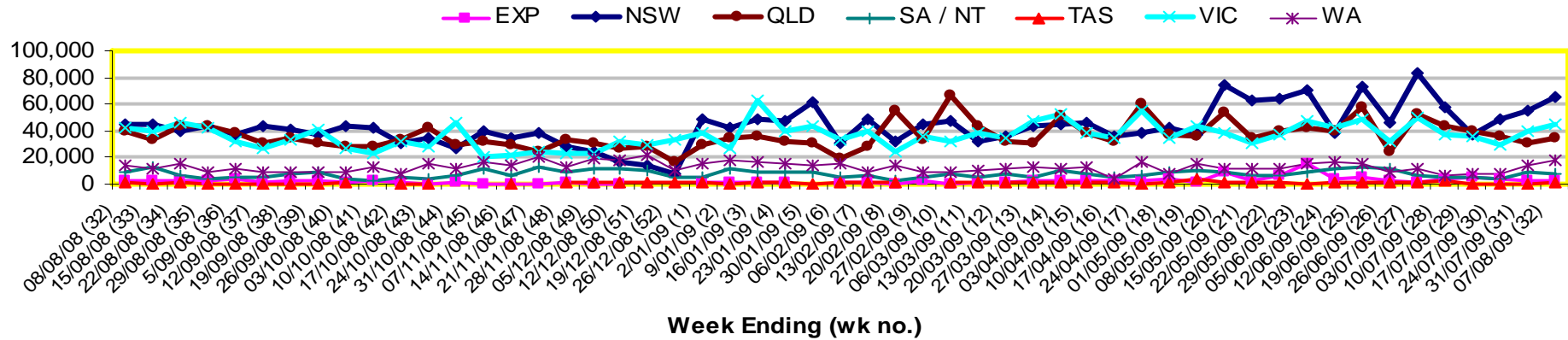
- There continues to be higher than expected volumes of fruit in the market but the fruit seems to still be flowing through the system well and there doesn't seem to be any increase in stock on hand in the markets.
- As has been the case through the whole Winter period the major retailers are working in tandem with Industry to keep that fruit flowing.



Percentage dispatched by region 2009 Season (Based on seasonal forecast - 2009)



Throughput Australian & NZ avocados by destination State
Throughput 1st January 2009 to date = 4,904,935 5.5kg tray eqv



Week 32 contributors - Packhouses

- | | |
|---------------------------------|--------------------------------|
| Balmoral Orchard | Natures Fruit Company |
| Coastal Avocados | One Harvest |
| Donovan Family Investment Trust | Serrata Enterprises |
| G & C Christensen | Simpson Farms Pty Ltd |
| G & J Krenske | Summerland House With No Steps |
| Googa Farms | Sunfresh |
| Green Nugget Orchards | Sunny Bluff Produce Pty Ltd |
| I & A Tolson | Sunnyspot Packhouse PL |
| Jirel Holdings | SuperPak |
| Midcoast Avocados | Tenterfield Fruit Packers |
| Mount Hallen Avocados | Touchwood Farming |
| Mountain Fresh | |

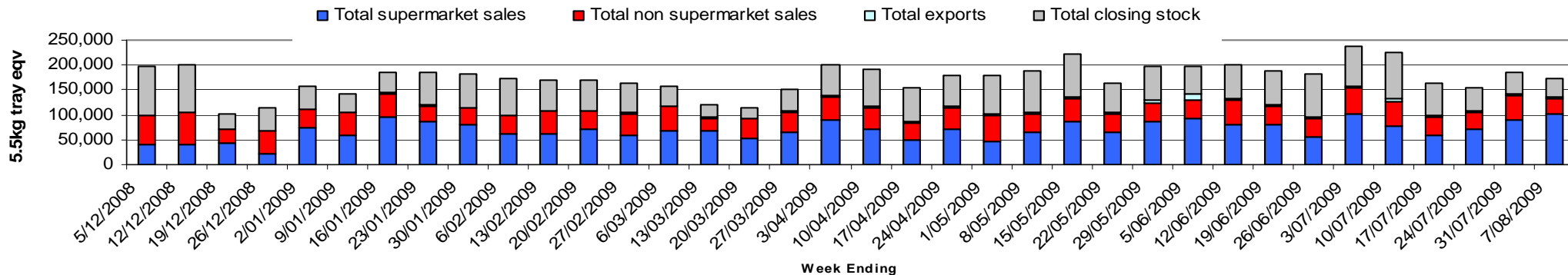
Week 32 contributors - Wholesalers

- | | |
|-----------------------------------|---------------------------------|
| Barkers (Melbourne) | Romeos Marketing (Brisbane) |
| Costa Exchange Trading (Adelaide) | Sculli & Co Pty Ltd (Melbourne) |
| Dykes Bros (Melbourne) | The La Manna Group (Adelaide) |
| Etherington (Perth) | The La Manna Group (Brisbane) |
| Kelly's (Melbourne) | The La Manna Group (Melbourne) |
| Murray Bros (Brisbane) | United Fresh (Adelaide) |

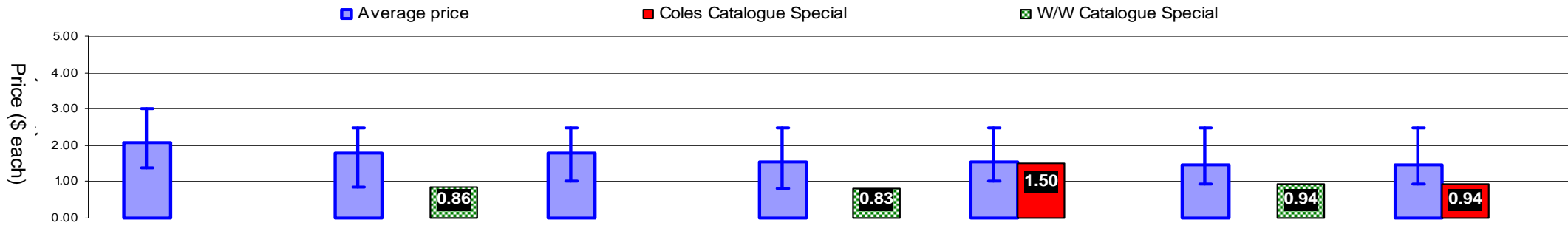
Sales Report including Direct Sales from Packhouses, Wholesale Sales and Stock on Hand at Wholesale Level

	Trays 5.5kg eqv (incl. Mod6 & P84)				Bulk 10kg Cartons				Pre-Pack Kg					Total (5.5kg eqv)					
	Hass	Shepard	Other	Total	Hass	Shepard	Other	Total	5.5kg eqv	Hass	Shepard	Other	Total	5.5kg eqv	Hass	Shepard	Other	Total	
NSW																			
Total supermarket sales																			
Total non supermarket sales	# Data set not included because not enough NSW wholesalers contributed data this week																		
Total exports																			
Total sales																			
Total stock on hand																			
QLD																			
Total supermarket sales	21,139		9	21,148	1,292			1,292	2,349	7,608			1,848	9,456	1,719	24,871		345	25,216
Total non supermarket sales	10,955		74	11,029	340		56	396	720							11,573		176	11,749
Total exports	2,497			2,497	228			228	415							2,912			2,912
Total sales	34,591		83	34,674	1,860		56	1,916	3,484	7,608			1,848	9,456	1,719	39,356		521	39,877
Total stock on hand	14,794		89	14,883	148		42	190	345							15,063		165	15,229
SA & TAS																			
Total supermarket sales	9,257		116	9,373	163			163	296	1,515			1,515	275	9,829		116	9,945	
Total non supermarket sales	2,972		101	3,073	942			942	1,713						4,685		101	4,786	
Total exports																			
Total sales	12,229		217	12,446	1,105			1,105	2,009	1,515			1,515	275	14,514		217	14,731	
Total stock on hand #	2,892		175	3,067	871		10	881	1,602	54			54	10	4,486		193	4,679	
VIC																			
Total supermarket sales	18,944			18,944	2,284			2,284	4,153	6,588			6,588	1,198	24,295			24,295	
Total non supermarket sales	5,945		1,539	7,484	1,887		4	1,891	3,438						9,376		1,546	10,922	
Total exports																			
Total sales	24,889		1,539	26,428	4,171		4	4,175	7,591	6,588			6,588	1,198	33,671		1,546	35,217	
Total stock on hand	4,299		3,705	8,004	1,442		2,490	3,932	7,149						6,921		8,232	15,153	
WA																			
Total supermarket sales																			
Total non supermarket sales	# Full data set not included because not enough WA wholesalers contributed data this week																		
Total exports																			
Total sales	9,436		109	9,545	3,293		63	3,356	6,102						15,423		224	15,647	
Total stock on hand #																			
TOTAL																			
Total supermarket sales	77,580		125	77,705	10,190			10,190	18,527	28,145			1,848	29,993	5,453	101,225		461	101,686
Total non supermarket sales	21,743		1,823	23,566	3,550		123	3,673	6,678						28,198		2,047	30,244	
Total exports	2,497			2,497	228			228	415						2,912			2,912	
Total sales	101,821		1,948	103,769	13,968		123	14,091	25,620	28,145			1,848	29,993	5,453	132,334		2,508	134,842
Total stock on hand	25,115		4,391	29,506	2,676		2,596	5,272	9,585	54			54	10	29,990		9,111	39,101	

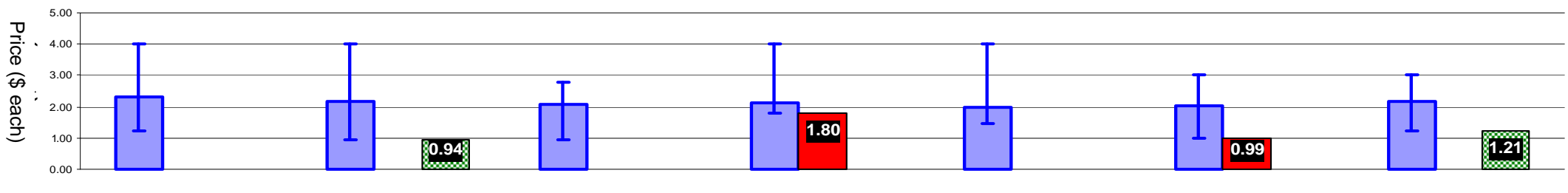
Weekly National Sales



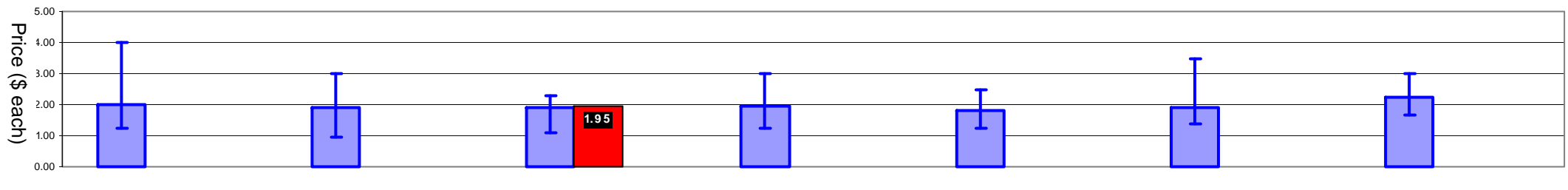
Average Avocado Retail Prices - Brisbane



Average Avocado Retail Prices - Sydney



Average Avocado Retail Prices - Melbourne



Average Avocado Retail Prices - Perth

