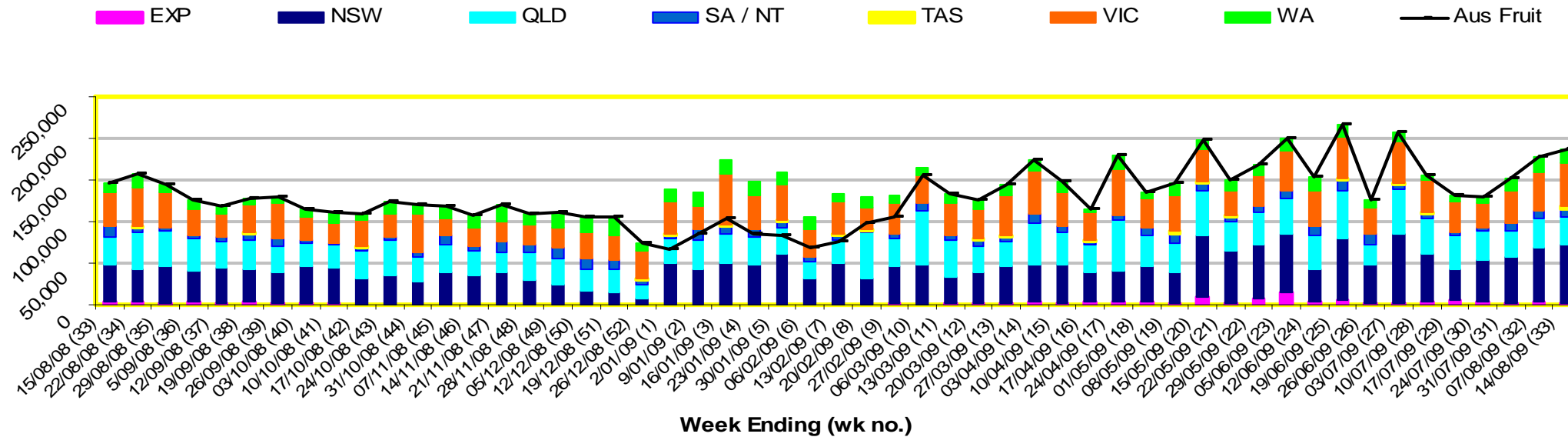


INFOCADO WEEKLY REPORT: 8th - 14th August 2009 (Wk 33)

Industry Dispatches 8th - 14th August 2009 (Wk 33)

Dest. State	5.5kg	5.5kg	5.5kg	5.5kg	5.5kg	5.5kg	5.5kg	5.5kg	5.5kg	5.5kg	Bulk	P/PK	Other	5.5Kg Eqv Trays All						
	<16	16	18	20	22	23	25	28	28+	Total					10Kg	Kg	Kg	Total		
EXP								112	1,344	955					2,411	178				2,735
NSW	472	1,454	11,470	16,115	2,970	9,647	3,871	2,100	882						48,981	10,306	10,964			69,712
QLD	4	73	1,148	4,785	527	10,250	5,383	2,603	205						24,978	3,326	11,784	487		33,257
SA / NT		7	184	317	218	595	6,608	661							8,590	445	720			9,530
TAS	25	85	125	238		231	1,597	262							2,563	148	354			2,896
VIC	200	3,483	11,194	15,270	1,185	4,433	3,294	1,737	168						40,964	5,619	5,886			52,250
WA	11	420	540	2,935		3,563	378	371							8,218	4,401				16,220
Total	712	5,522	24,661	39,660	4,900	28,719	21,243	9,078	2,210						136,705	24,423	29,708	487		186,600

Throughput Australian & NZ avocados by destination State Throughput 1st January 2009 to date = 5,091,536 5.5kg tray eqv

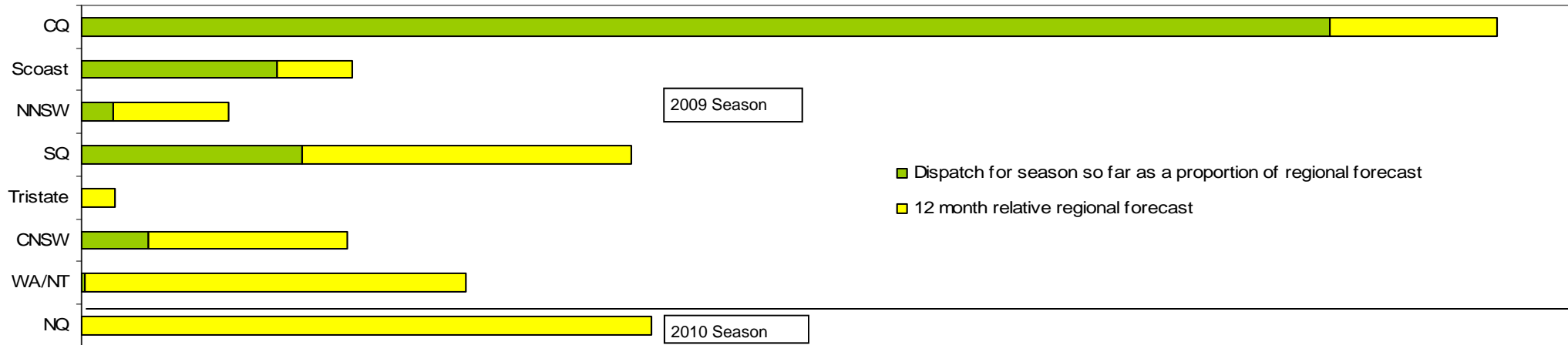


Comments from the CEO

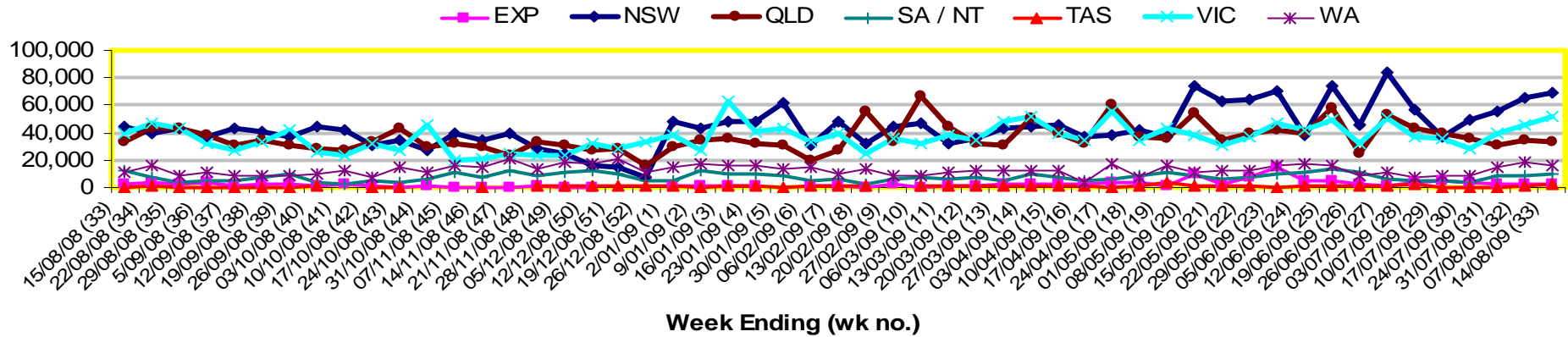
- Dispatches continue to be significantly higher than forecast.
- Retail prices have remained very constant, the average being just above \$2.00.



Percentage dispatched by region 2009 Season (Based on seasonal forecast - 2009)



Throughput Australian & NZ avocados by destination State
Throughput 1st January 2009 to date = 5,091,536 5.5kg tray eqv



Week 33 contributors - Packhouses

- | | |
|---------------------------------|--------------------------------|
| Balmoral Orchard | One Harvest |
| Coastal Avocados | Serrata Enterprises |
| Donovan Family Investment Trust | Simpson Farms Pty Ltd |
| Googa Farms | Summerland House With No Steps |
| Green Nugget Orchards | Sunfresh |
| I & A Tolson | Sunny Bluff Produce Pty Ltd |
| Jirel Holdings | Sunnyspot Packhouse PL |
| Midcoast Avocados | SuperPak |
| Mountain Fresh | Tenterfield Fruit Packers |
| Natures Fruit Company | Touchwood Farming |

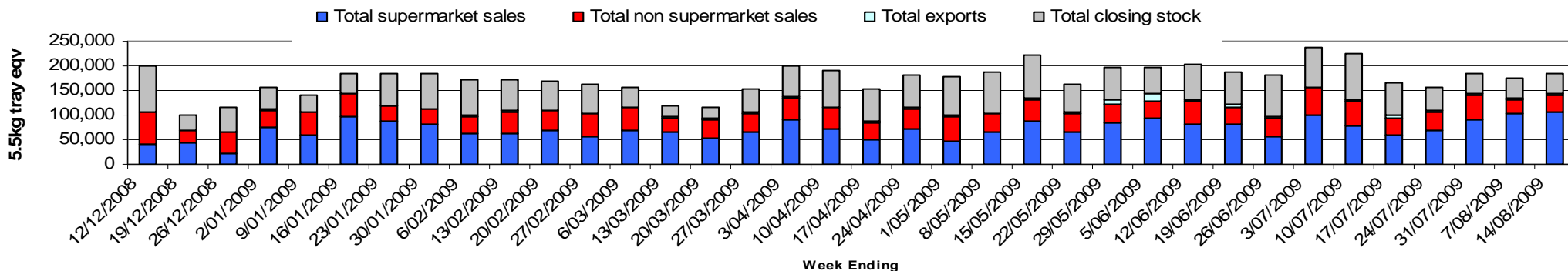
Week 33 contributors - Wholesalers

- | | |
|-----------------------------------|---------------------------------|
| Costa Exchange Trading (Adelaide) | Sculli & Co Pty Ltd (Melbourne) |
| Dykes Bros (Melbourne) | The La Manna Group (Adelaide) |
| Etherington (Perth) | The La Manna Group (Brisbane) |
| Kelly's (Melbourne) | The La Manna Group (Melbourne) |
| Murray Bros (Brisbane) | United Fresh (Adelaide) |
| Romeos Marketing (Brisbane) | |

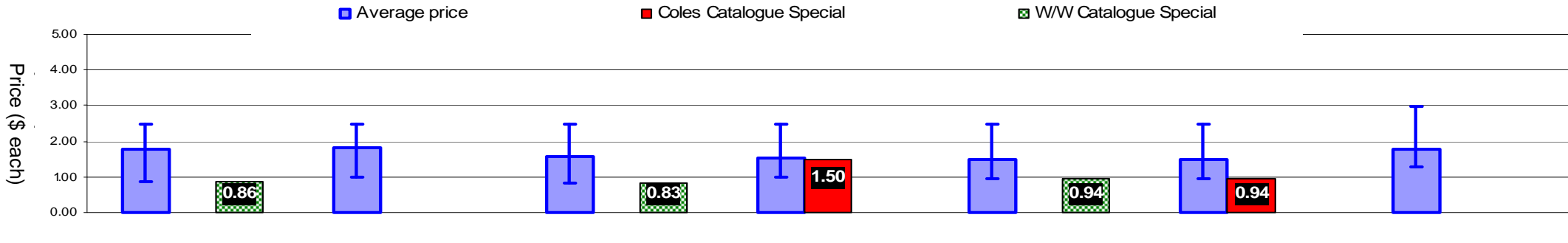
Sales Report including Direct Sales from Packhouses, Wholesale Sales and Stock on Hand at Wholesale Level

	Trays 5.5kg eqv (incl. Mod6 & P84)				Bulk 10kg Cartons				Pre-Pack Kg					Total (5.5kg eqv)				
	Hass	Shepard	Other	Total	Hass	Shepard	Other	Total	5.5kg eqv	Hass	Shepard	Other	Total	5.5kg eqv	Hass	Shepard	Other	Total
NSW																		
Total supermarket sales																		
Total non supermarket sales																		
Total exports																		
Total sales																		
Total stock on hand																		
QLD																		
Total supermarket sales	19,036		42	19,078	1,145		1	1,146	2,084	5,004		1,980	6,984	1,270	22,027		404	22,431
Total non supermarket sales	14,804		63	14,867	122		20	142	258						15,026		99	15,125
Total exports	2,411			2,411	178			178	324						2,735			2,735
Total sales	36,251		105	36,356	1,445		21	1,466	2,665	5,004		1,980	6,984	1,270	39,788		503	40,291
Total stock on hand	16,683		26	16,709	119		22	141	256						16,899		66	16,965
SA & TAS																		
Total supermarket sales	13,412			13,412	60			60	109	1,128			1,128	205	13,726			13,726
Total non supermarket sales	2,685		117	2,802	1,035			1,035	1,882						4,566		117	4,683
Total exports																		
Total sales	16,096		117	16,213	1,095			1,095	1,991	1,128			1,128	205	18,292		117	18,409
Total stock on hand #	3,821		199	4,020	830			830	1,509						5,330		199	5,529
VIC																		
Total supermarket sales	22,286			22,286	1,662			1,662	3,022	5,886			5,886	1,070	26,378			26,378
Total non supermarket sales	5,562		1,334	6,896	1,584		962	2,546	4,629						8,442		3,083	11,525
Total exports																		
Total sales	27,847		1,334	29,182	3,246		962	4,208	7,651	5,886			5,886	1,070	34,819		3,083	37,903
Total stock on hand	2,798		3,947	6,745	919		2,250	3,169	5,762						4,469		8,038	12,507
WA																		
Total supermarket sales																		
Total non supermarket sales																		
Total exports																		
Total sales	8,153		144	8,297	4,443		86	4,529	8,235						16,231		300	16,532
Total stock on hand #																		
TOTAL																		
Total supermarket sales	84,165		42	84,207	9,866		1	9,867	17,940	22,464		1,980	24,444	4,444	106,187		404	106,591
Total non supermarket sales	25,098		1,658	26,757	3,088		1,068	4,156	7,556						30,713		3,600	34,313
Total exports	2,411			2,411	178			178	324						2,735			2,735
Total sales	111,674		1,700	113,374	13,132		1,069	14,201	25,820	22,464		1,980	24,444	4,444	139,635		4,004	143,639
Total stock on hand	26,997		4,455	31,451	2,153		2,272	4,425	8,045						30,911		8,586	39,497

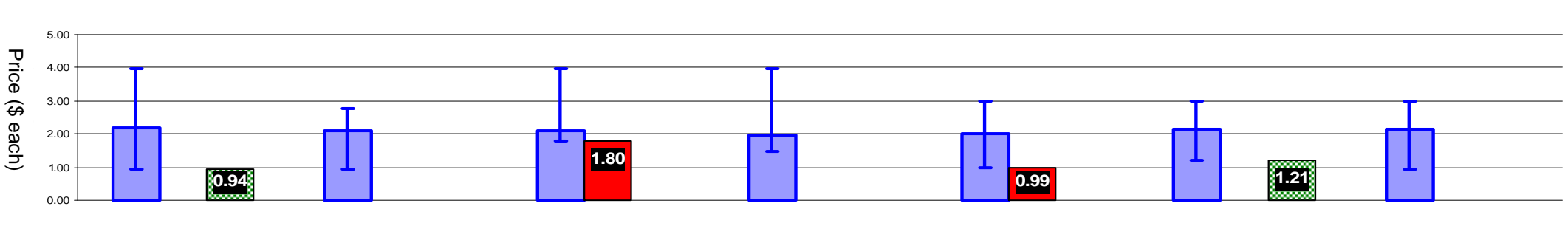
Weekly National Sales



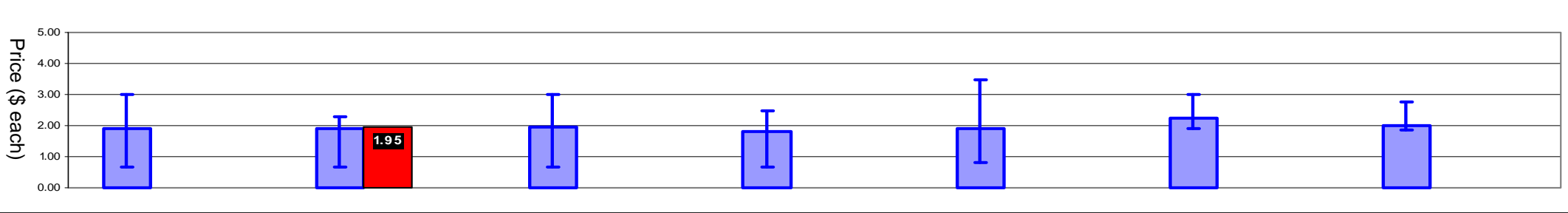
Average Avocado Retail Prices - Brisbane



Average Avocado Retail Prices - Sydney



Average Avocado Retail Prices - Melbourne



Average Avocado Retail Prices - Perth

