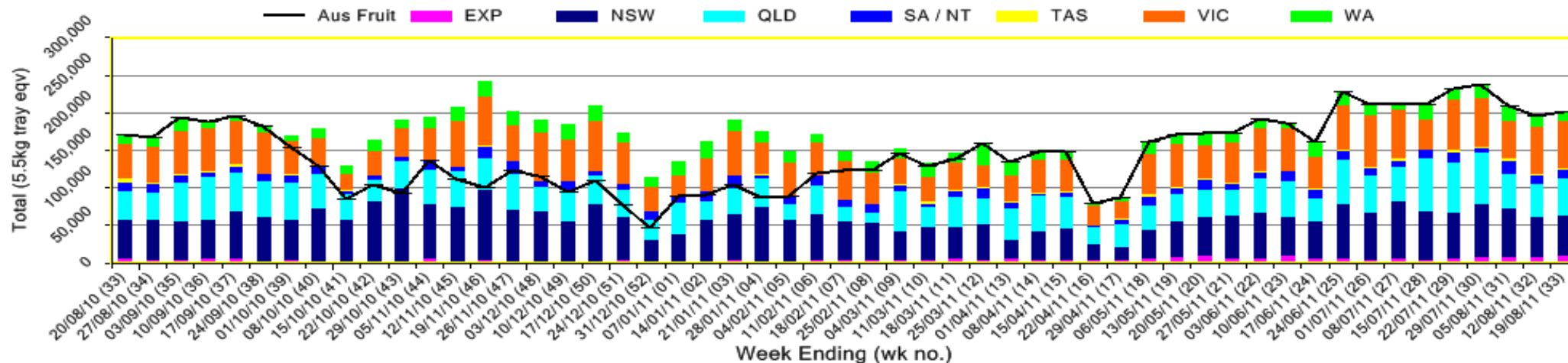


# INFOCADO WEEKLY REPORT: 13th — 19th August 2011 (Wk 33)

Industry Dispatches By Destination State and Count Size : 13th August - 19th August 2011 (Wk 33)

| Dest. State  | 5.5kg        |              |               |               |              |               |               |               |              | Trays - Total  | Bulk          | P/PK         | Proc         | 5.5Kg Eqv Trays All |
|--------------|--------------|--------------|---------------|---------------|--------------|---------------|---------------|---------------|--------------|----------------|---------------|--------------|--------------|---------------------|
|              | <16          | 16           | 18            | 20            | 22           | 23            | 25            | 28            | 28+          | 5.5Kg Eqv      | 10Kg          | Kg           | Kg           | Total               |
| EXP          |              | 359          | 199           | 334           |              |               |               | 2,201         | 3,683        | 6,776          | 1,374         |              |              | 9,274               |
| NSW          | 219          | 1,132        | 4,201         | 12,422        | 3,357        | 8,579         | 2,718         | 1,963         | 264          | 34,855         | 10,339        | 2,344        |              | 54,079              |
| QLD          | 1,268        | 1,160        | 1,773         | 5,661         | 1,513        | 6,793         | 14,097        | 3,146         | 357          | 35,768         | 6,872         | 3,474        | 6,850        | 50,140              |
| SA / NT      |              |              | 876           | 2,614         | 54           | 1,042         | 2,040         | 1,070         | 322          | 8,018          | 800           | 876          |              | 9,632               |
| TAS          |              |              |               |               |              |               | 1,120         |               |              | 1,120          | 608           |              |              | 2,225               |
| VIC          | 710          | 2,648        | 13,387        | 13,221        | 1,434        | 7,999         | 2,948         | 1,288         | 441          | 44,076         | 10,581        | 1,432        |              | 63,574              |
| WA           | 20           | 124          | 261           | 2,363         |              | 1,907         | 3,189         | 548           |              | 8,412          | 1,858         |              |              | 11,790              |
| <b>Total</b> | <b>2,217</b> | <b>5,423</b> | <b>20,697</b> | <b>36,615</b> | <b>6,358</b> | <b>26,320</b> | <b>26,112</b> | <b>10,216</b> | <b>5,067</b> | <b>139,025</b> | <b>32,432</b> | <b>8,126</b> | <b>6,850</b> | <b>200,714</b>      |

Throughput Australian & NZ avocados by destination state  
Throughput 1st January 2011 to date = 5,593,525 5.5kg tray eqv



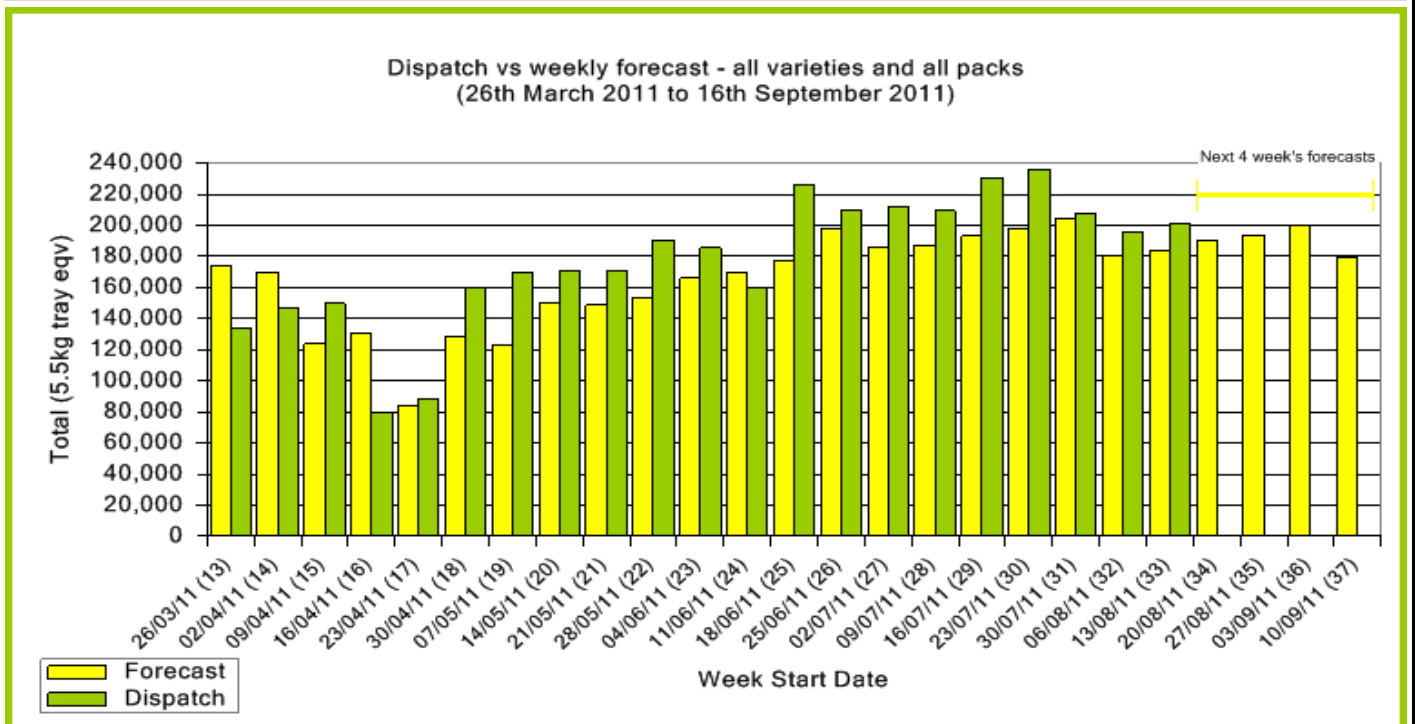
## Comments From the CEO

- Volumes remain in the 200,000 to 220,000 tray eqv per week. This volume will continue to flow into the market over the next month.
- Export should continue to be a conscious choice for avocados, each tray removed from the domestic market improves the market for everyone. We continue to sit around the 5% going to export and it would be of great benefit to try to raise this to at least 10%
- Retail prices remain at reasonable level in the major supermarket chains. Wurtz and Reed are showing up in stores across Brisbane and Melbourne.
- The APVMA Review of Dimethoate was partially released last night and avocados have retained access to Dimethoate for pre and post harvest use. For more information [www.apvma.gov.au/products/review/current/dimethoate.php](http://www.apvma.gov.au/products/review/current/dimethoate.php)



| Forecast Data (Week 33 - 37)      |                |               |              |              |                |
|-----------------------------------|----------------|---------------|--------------|--------------|----------------|
| Variety                           | Trays - Total  | Bulk          | P/Pk         | Proc         | All - Total    |
|                                   | 5.5Kg Eqv      | 10Kg          | Kg           | Kg           | 5.5Kg Eqv      |
| <b>Week 33 - begin 13/08/2011</b> |                |               |              |              |                |
| Fuerte                            |                | 296           |              |              | 538            |
| Hass                              | 152,295        | 12,362        | 6,000        | 1,000        | 176,044        |
| Pinkerton                         | 250            | 40            |              |              | 323            |
| Reed                              | 5,060          |               |              |              | 5,060          |
| Sharwil                           | 1,200          | 205           |              |              | 1,573          |
| Wurtz                             | 200            | 10            |              |              | 218            |
| <b>Week Total</b>                 | <b>159,005</b> | <b>12,913</b> | <b>6,000</b> | <b>1,000</b> | <b>183,756</b> |
| <b>Week 34 - begin 20/08/2011</b> |                |               |              |              |                |
| Fuerte                            |                | 305           |              |              | 555            |
| Hass                              | 165,101        | 10,572        | 6,000        | 1,000        | 185,596        |
| Lamb Hass                         | 180            | 40            |              |              | 253            |
| Pinkerton                         | 150            | 5             |              |              | 159            |
| Reed                              | 3,040          | 5             |              |              | 3,049          |
| Sharwil                           | 480            | 79            |              |              | 624            |
| Wurtz                             | 80             | 10            |              |              | 98             |
| <b>Week Total</b>                 | <b>169,031</b> | <b>11,016</b> | <b>6,000</b> | <b>1,000</b> | <b>190,333</b> |
| <b>Week 35 - begin 27/08/2011</b> |                |               |              |              |                |
| Hass                              | 167,846        | 11,412        | 6,000        | 2,000        | 190,050        |
| Lamb Hass                         | 200            | 50            |              |              | 291            |
| Pinkerton                         | 100            | 5             |              |              | 109            |
| Reed                              | 3,020          |               |              |              | 3,020          |
| Sharwil                           | 260            | 45            |              |              | 342            |
| Wurtz                             | 60             | 5             |              |              | 69             |
| <b>Week Total</b>                 | <b>171,486</b> | <b>11,517</b> | <b>6,000</b> | <b>2,000</b> | <b>193,881</b> |
| <b>Week 36 - begin 03/09/2011</b> |                |               |              |              |                |
| Hass                              | 172,078        | 12,110        | 6,000        | 3,000        | 195,732        |
| Lamb Hass                         | 200            | 50            |              |              | 291            |
| Pinkerton                         | 80             | 5             |              |              | 89             |
| Reed                              | 3,010          |               |              |              | 3,010          |
| Sharwil                           | 240            | 45            |              |              | 322            |
| Wurtz                             | 40             |               |              |              | 40             |
| <b>Week Total</b>                 | <b>175,648</b> | <b>12,210</b> | <b>6,000</b> | <b>3,000</b> | <b>199,484</b> |
| <b>Week 37 - begin 10/09/2011</b> |                |               |              |              |                |
| Hass                              | 156,907        | 10,960        | 6,000        | 3,000        | 178,470        |
| Lamb Hass                         | 200            | 50            |              |              | 291            |
| Pinkerton                         | 60             | 5             |              |              | 69             |
| Reed                              | 5              |               |              |              | 5              |
| Sharwil                           | 220            | 40            |              |              | 293            |
| Wurtz                             | 20             |               |              |              | 20             |
| <b>Week Total</b>                 | <b>157,412</b> | <b>11,055</b> | <b>6,000</b> | <b>3,000</b> | <b>179,148</b> |


| Green shading indicates dispatch data      |                |  |               |  |              | Yellow shading indicates forecast data |              |  |                |  |  |
|--|----------------|--|---------------|--|--------------|--|--------------|--|----------------|--|--|
| Dispatch Data (Week 33 - begin 13/08/2011) |                |  |               |  |              |  |              |  |                |  |  |
| Variety                                    | Trays          |  | Bulk          |  | P/PK         |  | Proc         |  | 5.5Kg Eqv      |  |  |
|  | 5.5Kg Eqv      |  | 10Kg          |  | Kg           |  | Kg           |  | Total Trays    |  |  |
| Fuerte                                     | 219            |  | 374           |  |              |  |              |  | 899            |  |  |
| Hass                                       | 132,062        |  | 29,848        |  | 8,126        |  | 6,850        |  | 189,053        |  |  |
| Lamb Hass                                  | 187            |  | 127           |  |              |  |              |  | 418            |  |  |
| Pinkerton                                  | 272            |  | 8             |  |              |  |              |  | 287            |  |  |
| Reed                                       | 4,376          |  | 1,589         |  |              |  |              |  | 7,265          |  |  |
| Sharwil                                    | 1,766          |  | 424           |  |              |  |              |  | 2,537          |  |  |
| Wurtz                                      | 144            |  | 62            |  |              |  |              |  | 257            |  |  |
| <b>Total</b>                               | <b>139,026</b> |  | <b>32,432</b> |  | <b>8,126</b> |  | <b>6,850</b> |  | <b>200,715</b> |  |  |



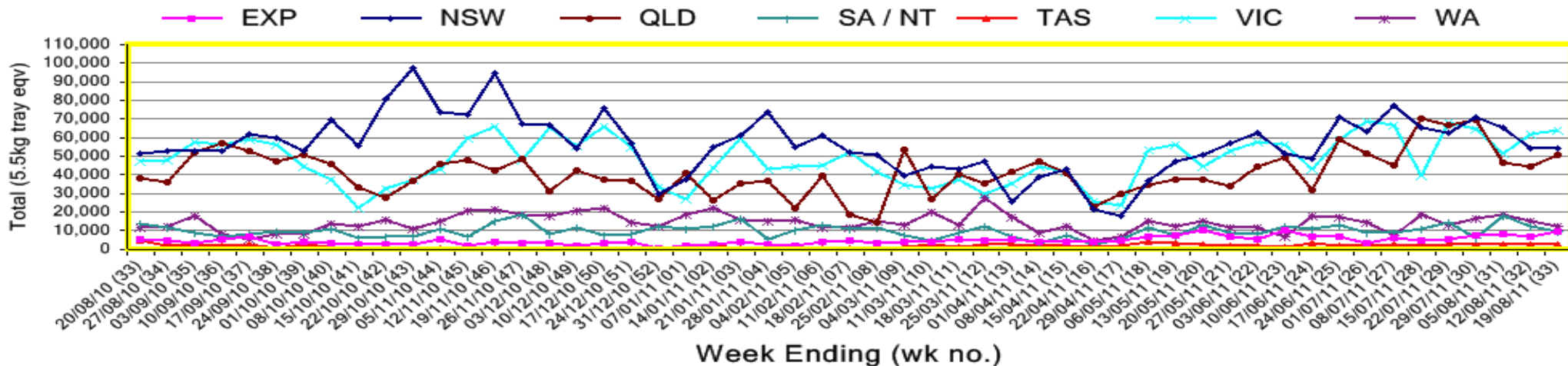
| New Zealand Avocado Exports—Forecast v Import Statistics (5.5kg eqv trays) August 2010-April 2011 |     |     |                |                |                |                |                |               |       |                  |
|---|-----|-----|----------------|----------------|----------------|----------------|----------------|---------------|-------|------------------|
| Export Dest'n   | Aug | Sep | Oct            | Nov            | Dec            | Jan            | Feb            | Mar           | Apr   | Total to date    |
| <b>NZ Export to Australia Forecast</b>  |     |     | 230,344        | 362,695        | 372,318        | 347,433        | 254,873        | 27,608        | 4,731 | <b>1,600,002</b> |
| <b>Australia</b>  |     |     | 274,613        | 379,440        | 436,064        | 298,642        | 155,646        | 21,335        | 5,931 | 1,571,671        |
| <b>USA</b>  |     |     |                |                |                |                |                |               |       |                  |
| <b>Japan</b>  |     |     | 12,095         | 45,836         | 32,328         |                |                |               |       | 90,259           |
| <b>Total</b>  |     |     | <b>286,708</b> | <b>425,276</b> | <b>468,392</b> | <b>298,642</b> | <b>155,646</b> | <b>21,335</b> |       | <b>1,661,930</b> |

Percentage dispatched by region (Based on seasonal forecast - 2011)

■ Dispatch for season so far as a proportion of regional forecast  
■ 12 month relative regional Forecast



Throughput Australian & NZ avocados by destination state  
Throughput 1st January 2011 to date = 5,593,525 5.5kg tray eqv



Week 33 contributors - Packhouses

- |                                   |                                       |
|-----------------------------------|---------------------------------------|
| Aussie Orchards Growers & Packers | Mountain Fresh                        |
| Avocado Industry Council (NZAGA)  | Natures Fruit Company                 |
| Balmoral Orchard                  | One Harvest                           |
| Coastal Avocados                  | Perseverance Farming Co               |
| Donovan Family Investment Trust   | Simpson Farms Pty Ltd (Goodwood Home) |
| G & J Krenske                     | Summerland House With No Steps        |
| Green Nugget Orchards             | Sunfresh                              |
| Jirel Holdings                    | Touchwood Farming                     |
| Kulnura Ambrosia Avocados         | Sunnyspot Packhouse Pty Ltd           |
| Midcoast Avocados                 | SuperPak                              |

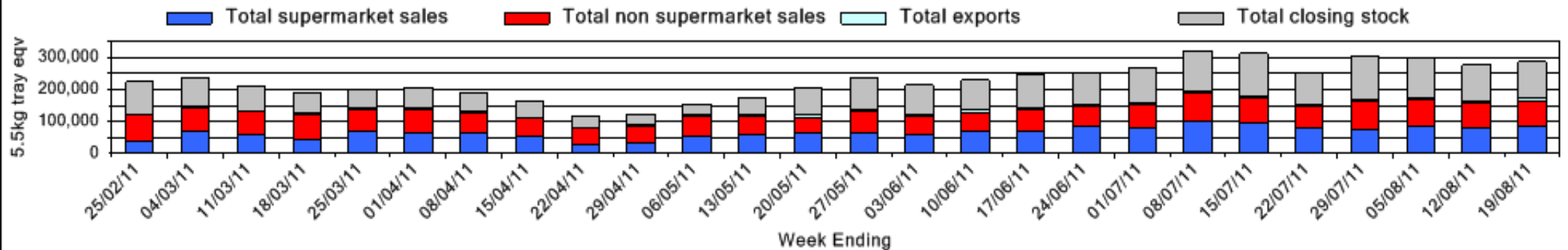
Week 33 contributors - Wholesalers

- |  |   |
|--|---|
| Allcrops Pty Ltd (Sydney)                | Kelly's (Melbourne)                       |
| Avanti Fresh Produce Pty Ltd (Melbourne) | Moraitis (Sydney)                         |
| Barkers (Melbourne)                      | Murray Bros (Brisbane)                    |
| Costa Farms (Adelaide)                   | Romeos Marketing (Brisbane)               |
| Costa Farms (Brisbane)                   | S & B Produce (Sydney)                    |
| Costa Farms (Perth)                      | Sculli & Co Pty Ltd (Melbourne)           |
| Dykes Bros (Melbourne)                   | Sinclair & Antico (Aust) Pty Ltd (Sydney) |
| Etherington (Perth)                      | The La Manna Group (Adelaide)             |
| Exotic Fruit Traders (Sydney)            | The La Manna Group (Brisbane)             |
| Fresh Choice WA Pty Ltd (Perth)          | The La Manna Group (Melbourne)            |
| Freshmax Pty Ltd (Brisbane)              | United Fresh (Adelaide)                   |

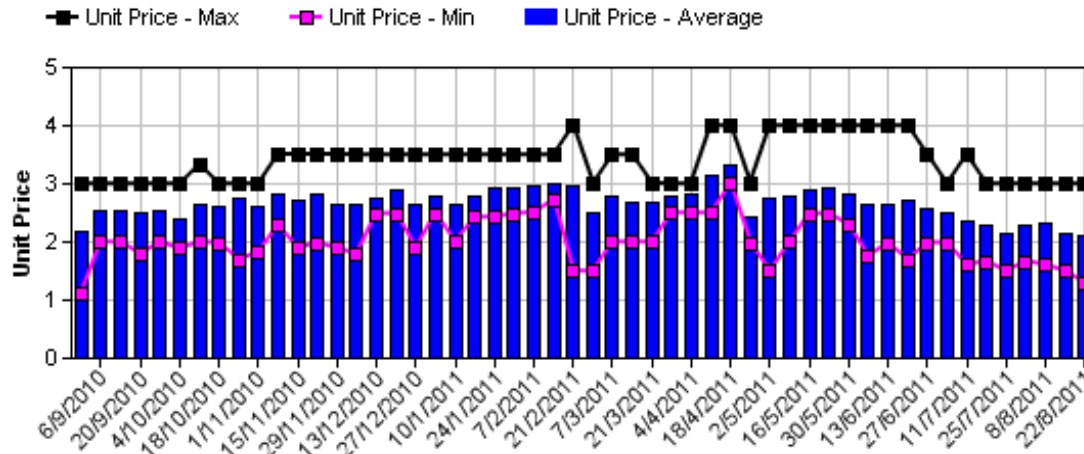
### Sales Report including Direct Sales from Packhouses, Wholesale Sales and Stock on Hand at Wholesale Level

|                                    | Trays 5.5kg eqv (incl. Mod6 & P84) |         |        |                | Bulk 10Kg Cartons |         |       |        |               | Pre-Pack Kg |         |       |        |              | Total (5.5Kg Eqv) |         |        |                |
|------------------------------------|------------------------------------|---------|--------|----------------|-------------------|---------|-------|--------|---------------|-------------|---------|-------|--------|--------------|-------------------|---------|--------|----------------|
|                                    | Hass                               | Shepard | Other  | Total          | Hass              | Shepard | Other | Total  | 5.5Kg Eqv     | Hass        | Shepard | Other | Total  | 5.5Kg Eqv    | Hass              | Shepard | Other  | Total          |
| NSW                                |                                    |         |        |                |                   |         |       |        |               |             |         |       |        |              |                   |         |        |                |
| <b>Total supermarket sales</b>     | 17,764                             |         |        | <b>17,764</b>  |                   |         |       |        |               | 1,024       |         |       | 1,024  | <b>186</b>   | 17,950            |         |        | <b>17,950</b>  |
| <b>Total non supermarket sales</b> | 19,288                             |         | 550    | <b>19,838</b>  | 4,176             |         |       | 4,176  | <b>7,593</b>  |             |         |       |        |              | 26,881            |         | 550    | <b>27,431</b>  |
| <b>Total exports</b>               |                                    |         |        |                |                   |         |       |        |               |             |         |       |        |              |                   |         |        |                |
| <b>Total sales</b>                 | 37,052                             |         | 550    | <b>37,602</b>  | 4,176             |         |       | 4,176  | <b>7,593</b>  | 1,024       |         |       | 1,024  | <b>186</b>   | 44,831            |         | 550    | <b>45,381</b>  |
| <b>Total Stock on Hand</b>         | 23,302                             |         | 457    | <b>23,759</b>  | 6,621             |         | 26    | 6,647  | <b>12,085</b> |             |         |       |        |              | 35,340            |         | 504    | <b>35,844</b>  |
| QLD                                |                                    |         |        |                |                   |         |       |        |               |             |         |       |        |              |                   |         |        |                |
| <b>Total supermarket sales</b>     | 20,724                             |         | 2,021  | <b>22,745</b>  | 194               |         | 62    | 256    | <b>465</b>    | 3,474       |         |       | 3,474  | <b>632</b>   | 21,709            |         | 2,133  | <b>23,842</b>  |
| <b>Total non supermarket sales</b> | 13,391                             |         | 1,567  | <b>14,958</b>  | 2,271             |         | 147   | 2,418  | <b>4,396</b>  |             |         | 8,460 | 8,460  | <b>1,538</b> | 17,520            |         | 3,373  | <b>20,893</b>  |
| <b>Total exports</b>               | 6,776                              |         |        | <b>6,776</b>   | 1,374             |         |       | 1,374  | <b>2,498</b>  |             |         |       |        |              | 9,274             |         |        | <b>9,274</b>   |
| <b>Total sales</b>                 | 40,891                             |         | 3,588  | <b>44,480</b>  | 3,839             |         | 209   | 4,048  | <b>7,360</b>  | 3,474       |         | 8,460 | 11,934 | <b>2,170</b> | 48,503            |         | 5,506  | <b>54,009</b>  |
| <b>Total Stock on Hand</b>         | 17,251                             |         | 1,513  | <b>18,764</b>  | 1,387             |         | 235   | 1,622  | <b>2,949</b>  |             |         | 5,220 | 5,220  | <b>949</b>   | 19,773            |         | 2,889  | <b>22,662</b>  |
| SA & TAS                           |                                    |         |        |                |                   |         |       |        |               |             |         |       |        |              |                   |         |        |                |
| <b>Total supermarket sales</b>     | 8,011                              |         |        | <b>8,011</b>   | 90                |         | 984   | 1,074  | <b>1,953</b>  | 876         |         |       | 876    | <b>159</b>   | 8,334             |         | 1,789  | <b>10,123</b>  |
| <b>Total non supermarket sales</b> | 2,757                              |         | 377    | <b>3,134</b>   | 950               |         | 128   | 1,078  | <b>1,960</b>  |             |         |       |        |              | 4,484             |         | 610    | <b>5,094</b>   |
| <b>Total exports</b>               |                                    |         |        |                |                   |         |       |        |               |             |         |       |        |              |                   |         |        |                |
| <b>Total sales</b>                 | 10,768                             |         | 377    | <b>11,145</b>  | 1,040             |         | 1,112 | 2,152  | <b>3,913</b>  | 876         |         |       | 876    | <b>159</b>   | 12,818            |         | 2,399  | <b>15,217</b>  |
| <b>Total Stock on Hand</b>         | 10,576                             |         | 2,443  | <b>13,019</b>  | 2,071             |         | 2,147 | 4,218  | <b>7,669</b>  |             |         |       |        |              | 14,341            |         | 6,347  | <b>20,688</b>  |
| VIC                                |                                    |         |        |                |                   |         |       |        |               |             |         |       |        |              |                   |         |        |                |
| <b>Total supermarket sales</b>     | 19,298                             |         | 2,296  | <b>21,594</b>  | 3,472             |         |       | 3,472  | <b>6,313</b>  | 2,092       |         |       | 2,092  | <b>380</b>   | 25,991            |         | 2,296  | <b>28,287</b>  |
| <b>Total non supermarket sales</b> | 11,237                             |         | 3,383  | <b>14,620</b>  | 1,673             |         | 574   | 2,247  | <b>4,085</b>  |             |         | 21    | 21     | <b>4</b>     | 14,278            |         | 4,431  | <b>18,709</b>  |
| <b>Total exports</b>               |                                    |         |        |                |                   |         |       |        |               |             |         |       |        |              |                   |         |        |                |
| <b>Total sales</b>                 | 30,534                             |         | 5,679  | <b>36,214</b>  | 5,145             |         | 574   | 5,719  | <b>10,398</b> | 2,092       |         | 21    | 2,113  | <b>384</b>   | 40,269            |         | 6,727  | <b>46,996</b>  |
| <b>Total Stock on Hand</b>         | 16,632                             |         | 3,704  | <b>20,337</b>  | 3,270             |         | 794   | 4,064  | <b>7,389</b>  | 92          |         | 7     | 99     | <b>18</b>    | 22,595            |         | 5,149  | <b>27,744</b>  |
| WA                                 |                                    |         |        |                |                   |         |       |        |               |             |         |       |        |              |                   |         |        |                |
| <b>Total supermarket sales</b>     | 5,614                              |         |        | <b>5,614</b>   |                   |         |       |        |               |             |         |       |        |              | 5,614             |         |        | <b>5,614</b>   |
| <b>Total non supermarket sales</b> | 3,438                              |         | 19     | <b>3,457</b>   | 1,347             |         | 10    | 1,357  | <b>2,467</b>  |             |         |       |        |              | 5,887             |         | 37     | <b>5,924</b>   |
| <b>Total exports</b>               |                                    |         |        |                |                   |         |       |        |               |             |         |       |        |              |                   |         |        |                |
| <b>Total sales</b>                 | 9,052                              |         | 19     | <b>9,071</b>   | 1,347             |         | 10    | 1,357  | <b>2,467</b>  |             |         |       |        |              | 11,501            |         | 37     | <b>11,538</b>  |
| <b>Total Stock on Hand</b>         | 3,793                              |         |        | <b>3,793</b>   | 1,014             |         |       | 1,014  | <b>1,844</b>  |             |         |       |        |              | 5,637             |         |        | <b>5,637</b>   |
| Total                              |                                    |         |        |                |                   |         |       |        |               |             |         |       |        |              |                   |         |        |                |
| <b>Total supermarket sales</b>     | 71,411                             |         | 4,317  | <b>75,728</b>  | 3,756             |         | 1,046 | 4,802  | <b>8,731</b>  | 7,466       |         |       | 7,466  | <b>1,357</b> | 79,598            |         | 6,219  | <b>85,816</b>  |
| <b>Total non supermarket sales</b> | 50,111                             |         | 5,897  | <b>56,007</b>  | 10,417            |         | 859   | 11,276 | <b>20,502</b> |             |         | 8,481 | 8,481  | <b>1,542</b> | 69,051            |         | 9,001  | <b>78,051</b>  |
| <b>Total exports</b>               | 6,776                              |         |        | <b>6,776</b>   | 1,374             |         |       | 1,374  | <b>2,498</b>  |             |         |       |        |              | 9,274             |         |        | <b>9,274</b>   |
| <b>Total sales</b>                 | 128,298                            |         | 10,213 | <b>138,511</b> | 15,547            |         | 1,905 | 17,452 | <b>31,731</b> | 7,466       |         | 8,481 | 15,947 | <b>2,899</b> | 157,923           |         | 15,219 | <b>173,142</b> |
| <b>Total Stock on Hand</b>         | 71,554                             |         | 8,117  | <b>79,672</b>  | 14,363            |         | 3,202 | 17,565 | <b>31,936</b> | 92          |         | 5,227 | 5,319  | <b>967</b>   | 97,686            |         | 14,890 | <b>112,575</b> |

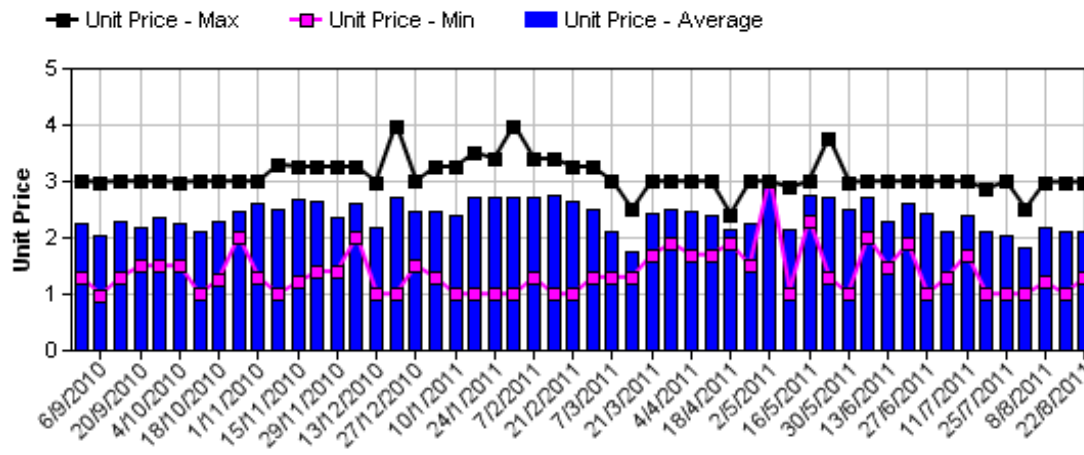
#### Weekly National Sales



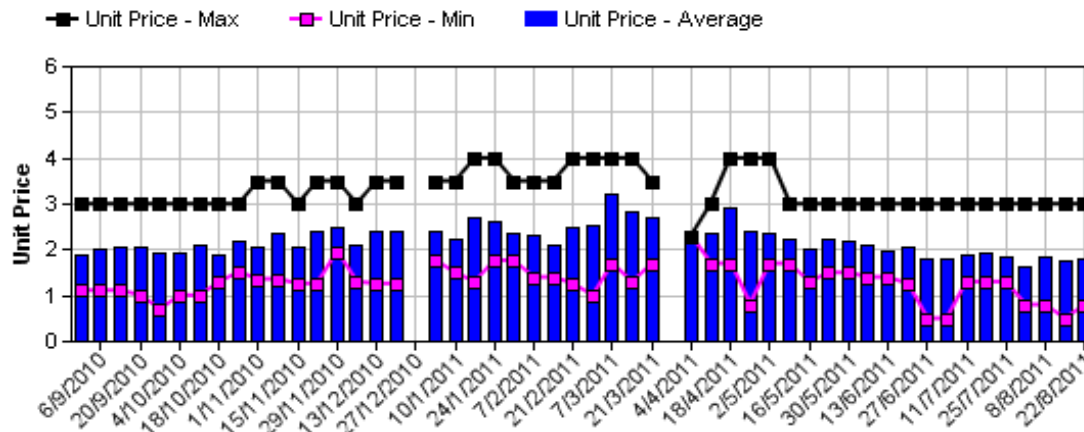
### Hass Avocado Average Retail Prices - Sydney



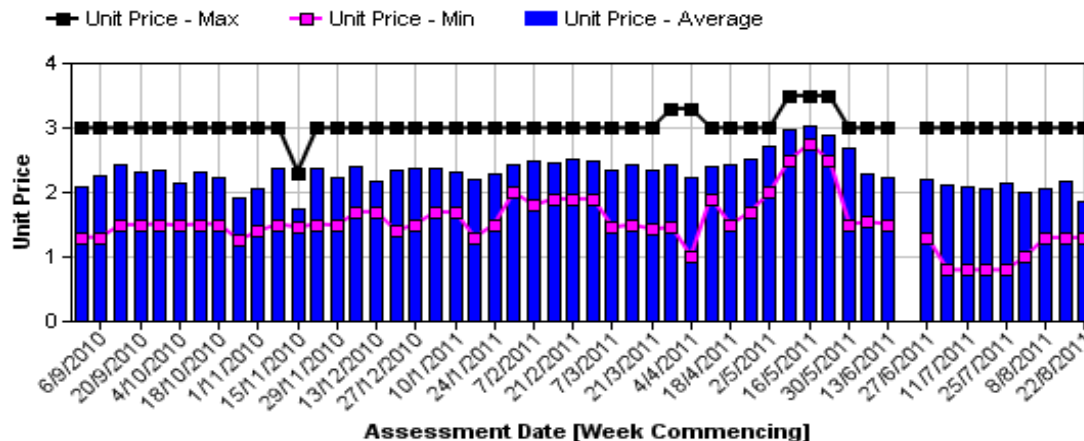
### Hass Avocado Average Retail Prices - Melbourne



### Hass Avocado Average Retail Prices - Brisbane



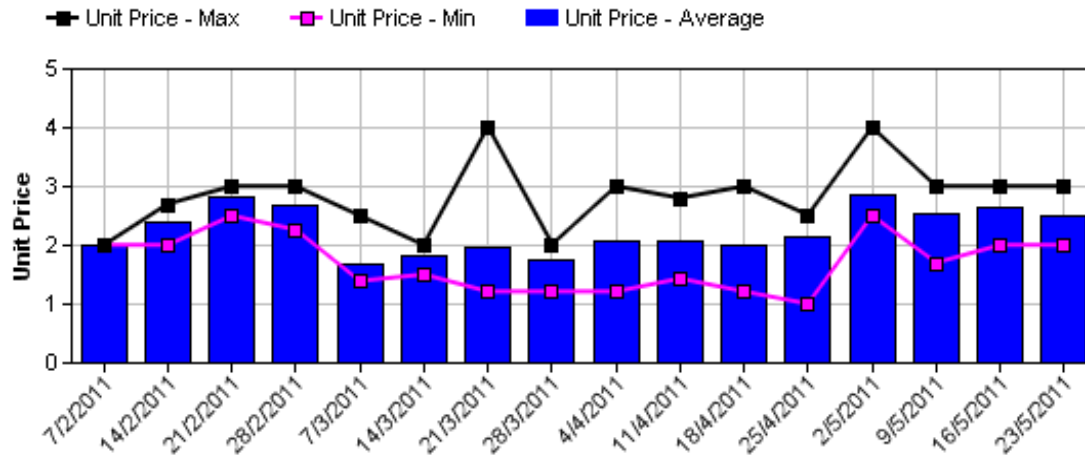
### Hass Avocado Average Retail Prices - Perth



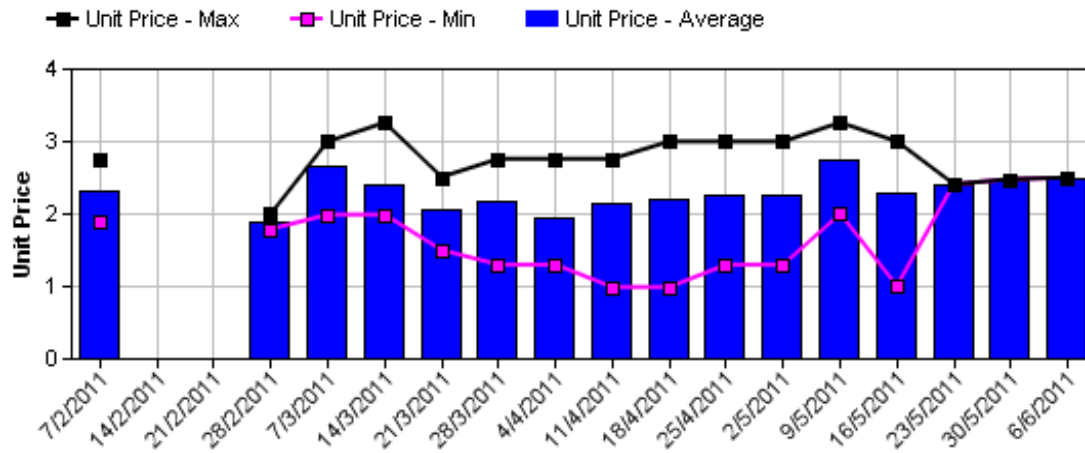
Assessment Date [Week Commencing]



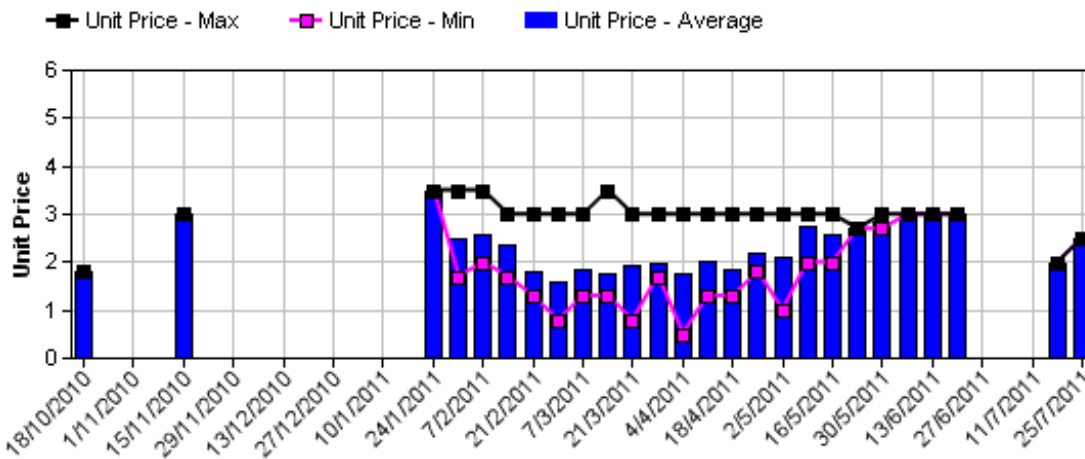
Shepard Avocado Average Retail Prices - Sydney



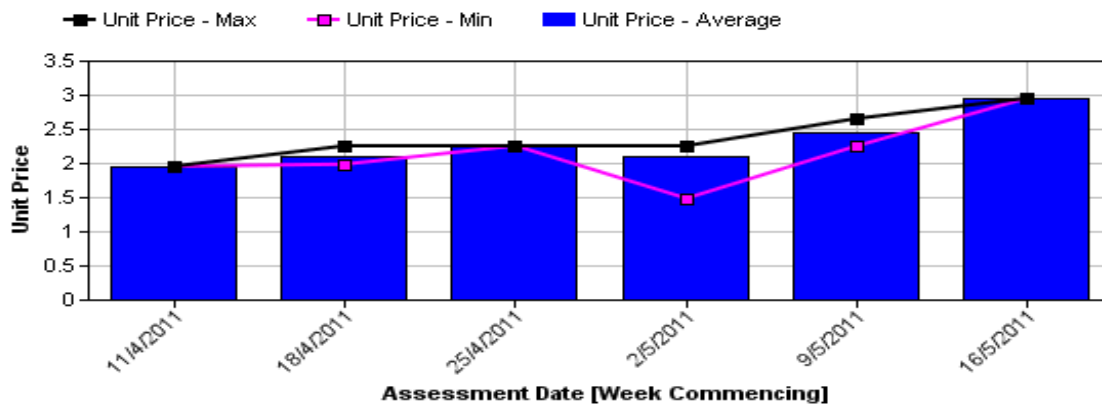
Shepard Avocado Average Retail Prices - Melbourne



Shepard Avocado Average Retail Prices - Brisbane



Shepard Avocado Average Retail Prices - Perth



## Retail Prices by City, Store and Variety - 22nd August 2011

| Store           | Var   | Av Wt (g) | Unit Price | Special | Country of Origin | Store            | Var  | Av Wt (g) | Unit Price | Special | Country of Origin |
|-----------------|-------|-----------|------------|---------|-------------------|------------------|------|-----------|------------|---------|-------------------|
| <b>SYDNEY</b>   |       |           |            |         |                   | <b>MELBOURNE</b> |      |           |            |         |                   |
| IGA             | Hass  | 210       | 1.29       | Store   | NZ                | I                | Hass | 250       | 1.29       | No      | NS                |
| Woolworths      | Hass  | 260       | 1.75       | Store   | Aus               | I                | Hass | 226       | 1.50       | No      | NS                |
| Coles           | Hass  | 225       | 1.75       | Cat     | Aus               | I                | Hass | 255       | 1.69       | No      | NS                |
| Woolworths      | Hass  | 295       | 1.75       | No      | Aus               | Coles            | Hass | 270       | 1.78       | No      | Aus               |
| Woolworths      | Hass  | 270       | 1.75       | No      | Aus               | Coles            | Hass | 285       | 1.78       | No      | Aus               |
| Coles           | Hass  | 240       | 1.75       | Cat     | Aus               | Coles            | Hass | 300       | 1.78       | No      | Aus               |
| Coles           | Hass  | 250       | 1.75       | Cat     | Aus               | IS               | Hass | 240       | 1.99       | Cat     | Aus               |
| I               | Hass  | 275       | 1.99       | No      | Aus               | I                | Hass | 315       | 2.29       | No      | NS                |
| I               | Hass  | 320       | 1.99       | Store   | Aus               | I                | Hass | 295       | 2.29       | No      | NS                |
| Foodworks       | Hass  | 300       | 2.49       | No      | Aus               | Safeway          | Hass | 290       | 2.48       | No      | Aus               |
| I               | Hass  | 260       | 2.49       | No      | Aus               | Safeway          | Hass | 340       | 2.48       | No      | Aus               |
| I               | Hass  | 360       | 2.50       | No      | Aus               | Safeway          | Hass | 305       | 2.48       | No      | Aus               |
| I               | Hass  | 330       | 2.50       | No      | Aus               | I                | Hass | 270       | 2.49       | No      | Aus               |
| I               | Hass  | 295       | 2.99       | No      | Aus               | I                | Hass | 270       | 2.98       | No      | Aus               |
| I               | Hass  | 270       | 2.99       | No      | Aus               | Safeway          | Reed | 575       | 1.68       | No      | Aus               |
| <b>BRISBANE</b> |       |           |            |         |                   | <b>PERTH</b>     |      |           |            |         |                   |
| I               | Hass  | 255       | 0.79       | No      | Aus               | I                | Hass | 220       | 1.29       | Store   | Aus               |
| Woolworths      | Hass  | 205       | 0.98       | No      | Aus               | Woolworths       | Hass | 210       | 1.32       | Cat     | Aus               |
| I               | Hass  | 280       | 1.49       | No      | Aus               | Woolworths       | Hass | 230       | 1.32       | Cat     | Aus               |
| I               | Hass  | 180       | 1.49       | No      | Aus               | Woolworths       | Hass | 210       | 1.32       | Cat     | Aus               |
| I               | Hass  | 180       | 1.50       | No      | Aus               | IGA              | Hass | 210       | 1.39       | Cat     | Aus               |
| IGA             | Hass  | 180       | 1.69       | No      | Aus               | IGA              | Hass | 250       | 1.39       | Cat     | Aus               |
| Coles           | Hass  | 250       | 1.75       | No      | Aus               | IGA              | Hass | 210       | 1.39       | Cat     | Aus               |
| Coles           | Hass  | 225       | 1.75       | No      | Aus               | IS               | Hass | 220       | 1.49       | Store   | Aus               |
| IGA             | Hass  | 195       | 1.75       | No      | NS                | Coles            | Hass | 205       | 1.75       | No      | Aus               |
| Woolworths      | Hass  | 215       | 1.75       | No      | Aus               | Coles            | Hass | 260       | 1.75       | No      | Aus               |
| Coles           | Hass  | 250       | 1.75       | No      | Aus               | Coles            | Hass | 230       | 1.75       | No      | Aus               |
| Woolworths      | Hass  | 225       | 1.75       | No      | Aus               | I                | Hass | 230       | 1.99       | No      | NS                |
| IGA             | Hass  | 160       | 1.75       | No      | Aus               | I                | Hass | 255       | 2.49       | No      | Aus               |
| I               | Hass  | 284       | 2.49       | Store   | Aus               | IGA              | Hass | 230       | 2.99       | Cat     | NS                |
| I               | Hass  | 295       | 2.99       | No      | Aus               | I                | Hass | 310       | 2.99       | No      | Aus               |
| I               | Hass  | 265       | 2.99       | No      | Aus               | I                | Hass | 250       | 2.99       | No      | Aus               |
| I               | Reed  | 470       | 0.99       | Store   | Aus               |                  |      |           |            |         |                   |
| Woolworths      | Reed  | 445       | 1.75       | No      | Aus               |                  |      |           |            |         |                   |
| Woolworths      | Reed  | 425       | 1.75       | No      | Aus               |                  |      |           |            |         |                   |
| I               | Reed  | 620       | 1.99       | No      | Aus               |                  |      |           |            |         |                   |
| I               | Wurtz | 240       | 2.29       | No      | Aus               |                  |      |           |            |         |                   |
| I               | Wurtz | 225       | 2.49       | No      | Aus               |                  |      |           |            |         |                   |
| I               | Wurtz | 370       | 2.99       | No      | Aus               |                  |      |           |            |         |                   |
| I               | Wurtz | 295       | 2.99       | No      | Aus               |                  |      |           |            |         |                   |

| Size ranges based on 5.5kg trays |              |
|----------------------------------|--------------|
| Size                             | Weight Range |
| 28                               | 185 - 208g   |
| 25                               | 208 - 230g   |
| 23                               | 230 - 245g   |
| 22                               | 245 - 263g   |
| 20                               | 263 - 290g   |
| 18                               | 290 - 325g   |
| 16                               | 325 - 363g   |

### Special Codes

Cat = fruit is on catalogue special for that city this week  
 Store = fruit is on special in that store only this week

### Store Codes

I = Independent Fruit and Vegetable stores  
 IC = Independent Fruit and Vegetable store Chains  
 IS = Independent Supermarkets

### Country of Origin Codes

Aus = display sign indicates fruit is from Australia  
 NZ = display sign indicates fruit is from New Zealand  
 NS = display sign doesn't say where fruit is from