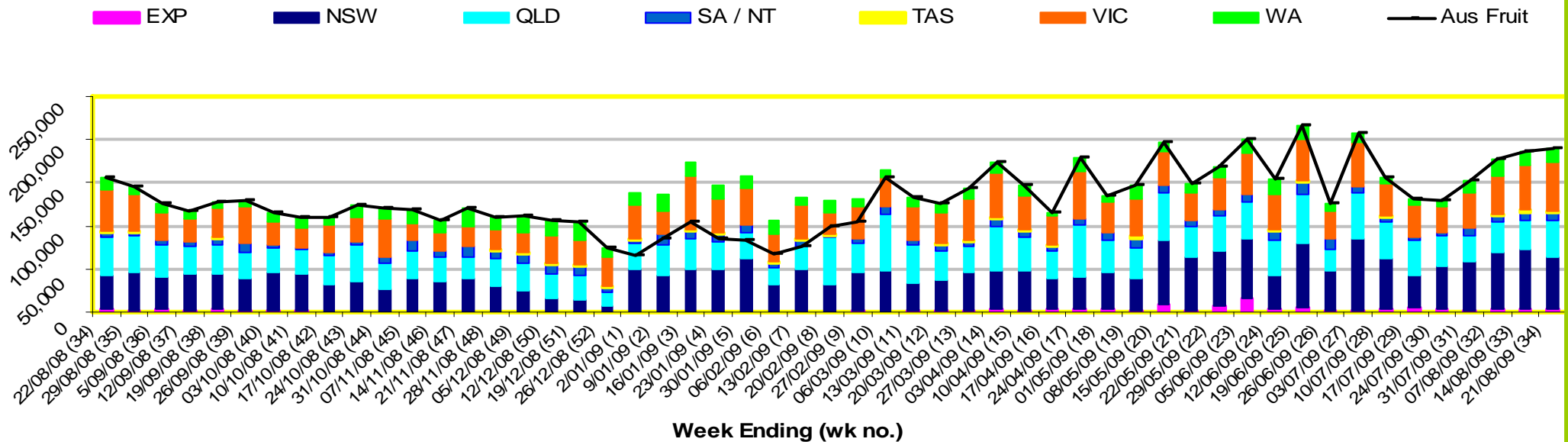


INFOCADO WEEKLY REPORT: 15th - 21st August 2009 (Wk 34)

Industry Dispatches 15th - 21st August 2009 (Wk 34)

Dest. State	5.5kg										Bulk 10Kg	P/PK Kg	Other Kg	5.5Kg Eqv Trays All Total	
	<16	16	18	20	22	23	25	28	28+	Total					
EXP								70	1,760	957	2,787	148			3,056
NSW	562	1,851	10,064	14,568	2,159	8,325	3,916	1,828	466	43,739	8,338	11,232			60,941
QLD	19	457	1,032	6,030	392	13,689	8,384	3,380	433	33,816	3,919	11,257	983		43,167
SA / NT	2	29	324	416	273	1,101	4,873	319	289	7,626	688	282			8,928
TAS							1,519			1,519		170			1,550
VIC	358	4,777	13,035	14,027	1,185	6,533	3,461	1,666	215	45,257	5,253	5,476			55,804
WA	25	170	673	2,989	510	2,589	1,130	809	248	9,143	3,854				16,150
Total	966	7,284	25,128	38,030	4,519	32,237	23,353	9,762	2,608	143,887	22,200	28,417	983	189,597	

Throughput Australian & NZ avocados by destination State Throughput 1st January 2009 to date = 5,281,719 5.5kg tray eqv

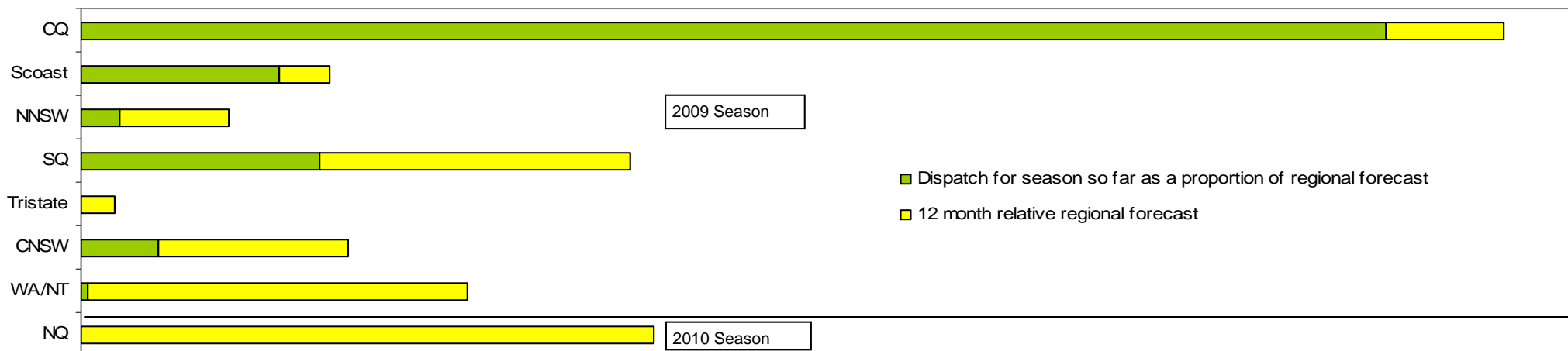


Comments from the CEO

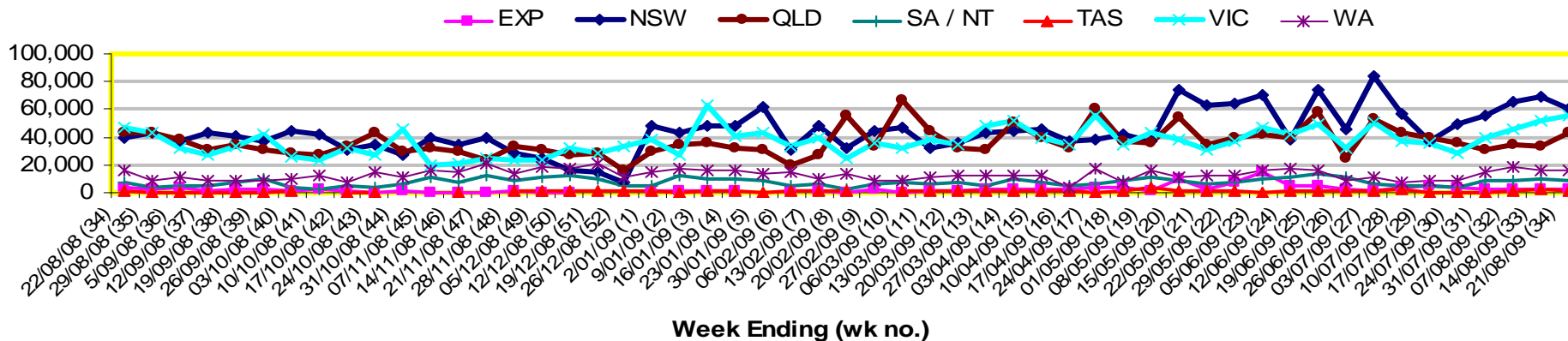
- It looks as if New Zealand avocados will be in the marketplace in the second half of September based on current forecasts, this will continue with Australian avocado dispatches dropping by more than half in volume.
- Central Queensland and the Sunshine Coast are almost at the end of their season.
- The Avocados Australia website is being updated, please note this will change the way you log in for Infocado next week, your reminder this week will include detailed instructions.



Percentage dispatched by region 2009 Season (Based on seasonal forecast - 2009)



Throughput Australian & NZ avocados by destination State
Throughput 1st January 2009 to date = 5,281,719 5.5kg tray eqv



Week 34 contributors - Packhouses

- | | |
|---------------------------------|--------------------------------|
| Avowest | Natures Fruit Company |
| Balmoral Orchard | One Harvest |
| Coastal Avocados | Perseverance Farming Co |
| Donovan Family Investment Trust | Serrata Enterprises |
| G & C Christensen | Simpson Farms Pty Ltd |
| Googa Farms | Summerland House With No Steps |
| Green Nugget Orchards | Sunfresh |
| Green Pear Avocado | Sunny Bluff Produce Pty Ltd |
| I & A Tolson | Sunnyspot Packhouse PL |
| Jirel Holdings | SuperPak |
| Midcoast Avocados | Tenterfield Fruit Packers |
| Mountain Fresh | The Avocado Grove |
| Mt Binga Orchards Pty Ltd | Touchwood Farming |

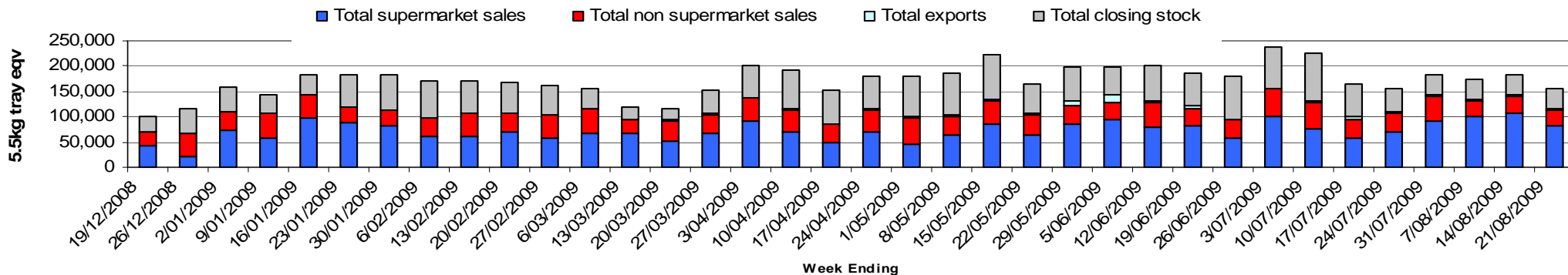
Week 34 contributors - Wholesalers

- | | |
|-----------------------------|---------------------------------|
| Etherington (Perth) | Sculli & Co Pty Ltd (Melbourne) |
| Kelly's (Melbourne) | The La Manna Group (Adelaide) |
| Mercer Mooney (Perth) | The La Manna Group (Brisbane) |
| Murray Bros (Brisbane) | The La Manna Group (Melbourne) |
| Romeos Marketing (Brisbane) | United Fresh (Adelaide) |

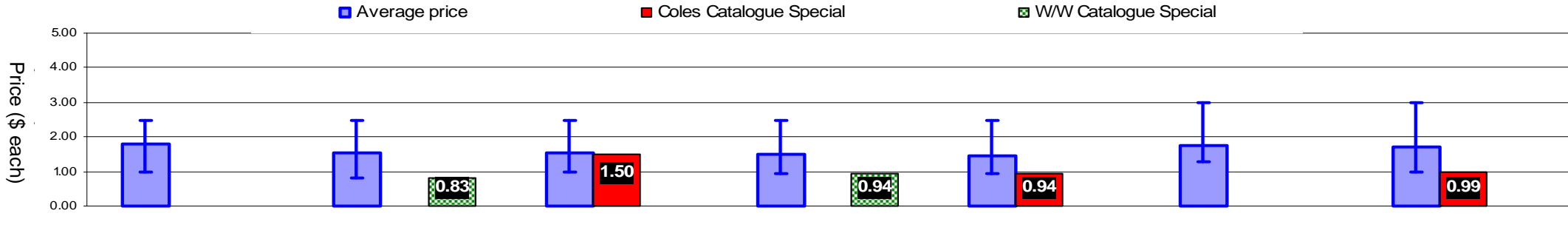
Sales Report including Direct Sales from Packhouses, Wholesale Sales and Stock on Hand at Wholesale Level

	Trays 5.5kg eqv (incl. Mod6 & P84)				Bulk 10kg Cartons				Pre-Pack Kg					Total (5.5kg eqv)				
	Hass	Shepard	Other	Total	Hass	Shepard	Other	Total	5.5kg eqv	Hass	Shepard	Other	Total	5.5kg eqv	Hass	Shepard	Other	Total
NSW																		
Total supermarket sales																		
Total non supermarket sales	# Data set not included because not enough NSW wholesalers contributed data this week																	
Total exports																		
Total sales																		
Total stock on hand																		
QLD																		
Total supermarket sales	21,471			21,471	59		27	86	156	3,883		1,914	5,797	1,054	22,284		397	22,681
Total non supermarket sales	14,288		14	14,302	207		21	228	415					14,664			52	14,716
Total exports	2,787			2,787	148			148	269					3,056				3,056
Total sales	38,545		14	38,559	414		48	462	840	3,883		1,914	5,797	1,054	40,004		449	40,453
Total stock on hand	21,568		78	21,646	679		1	680	1,236					22,802			80	22,882
SA & TAS																		
Total supermarket sales																		
Total non supermarket sales	# Data set not included because not enough SA/TAS wholesalers contributed data this week																	
Total exports																		
Total sales	9,300			9,300	1,096			1,096	1,993	452			452	82	11,375			11,375
Total stock on hand #																		
VIC																		
Total supermarket sales	20,440		126	20,566	1,126			1,126	2,047	5,476			5,476	996	23,483		126	23,609
Total non supermarket sales	3,397		320	3,717	394		33	427	776					4,113			380	4,493
Total exports																		
Total sales	23,837		446	24,283	1,520		33	1,553	2,824	5,476			5,476	996	27,596		506	28,102
Total stock on hand	3,466		344	3,810	111			111	202					3,668			344	4,012
WA																		
Total supermarket sales																		
Total non supermarket sales	# Full data set not included because not enough WA wholesalers contributed data this week																	
Total exports																		
Total sales	6,472		294	6,766	3,066		92	3,158	5,742					12,046			461	12,508
Total stock on hand #																		
TOTAL																		
Total supermarket sales	70,304		183	70,487	4,952		27	4,979	9,053	18,931		1,914	20,845	3,790	82,750		580	83,330
Total non supermarket sales	23,400		571	23,971	2,689		146	2,835	5,155					28,289			836	29,125
Total exports	2,787			2,787	148			148	269					3,056				3,056
Total sales	96,491		754	97,245	7,789		173	7,962	14,476	18,931		1,914	20,845	3,790	114,095		1,417	115,511
Total stock on hand	32,312		604	32,916	3,065		13	3,078	5,596					37,885			628	38,513

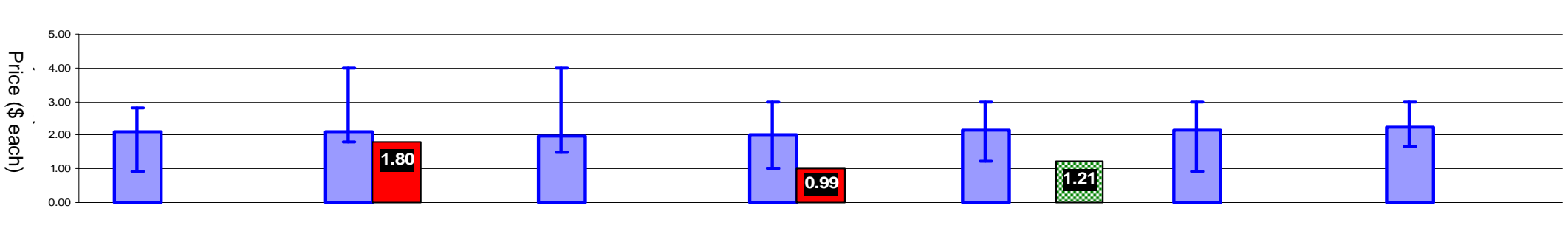
Weekly National Sales



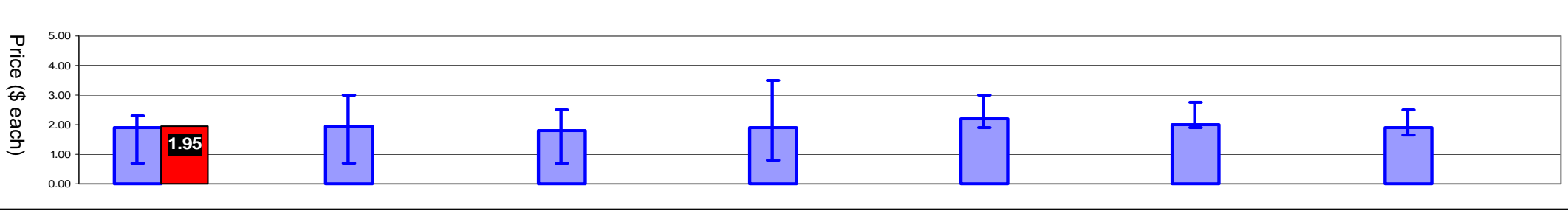
Average Avocado Retail Prices - Brisbane



Average Avocado Retail Prices - Sydney



Average Avocado Retail Prices - Melbourne



Average Avocado Retail Prices - Perth

