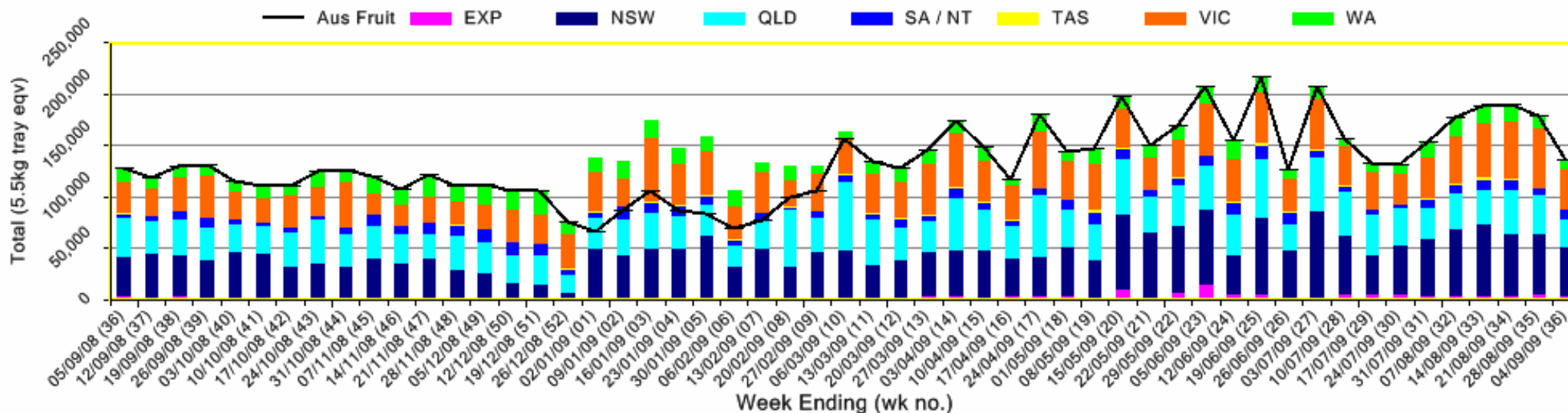


INFOCADO WEEKLY REPORT: 29th August - 4th September 2009 (Wk 36)

Industry Dispatches 29th August - 4th September 2009 (Wk 36)

Dest. State	5.5kg									Trays - Total	Bulk	P/PK	Other	5.5Kg Eqv Trays All
	<16	16	18	20	22	23	25	28	28+	5.5Kg Eqv	10Kg	Kg	Kg	Total
EXP							1	2,598	843	3,442	8			3,457
NSW	711	1,812	5,296	11,785	2,996	6,642	3,193	1,286	335	34,056	5,897	13,352		47,206
QLD	177	265	985	1,442	520	10,297	5,875	1,815	615	21,991	2,473	5,690	1,802	27,850
SA / NT	128	4	364	396	90	355	4,917	176		6,430	933	1,158		8,337
TAS								846		846		149		873
VIC	467	3,070	9,803	10,171	1,274	3,241	2,412	1,098	73	31,609	3,562	4,786	760	39,093
WA	17	186	494	1,766	102	1,925	817	815	108	6,230	1,507			8,970
Total	1,500	5,337	16,942	25,560	4,982	22,460	18,061	7,788	1,974	104,604	14,380	25,135	2,562	135,785

Throughput Australian & NZ avocados by destination state
Throughput 1st January 2009 to date = 5,596,109 5.5kg tray eqv



Comments from the CEO

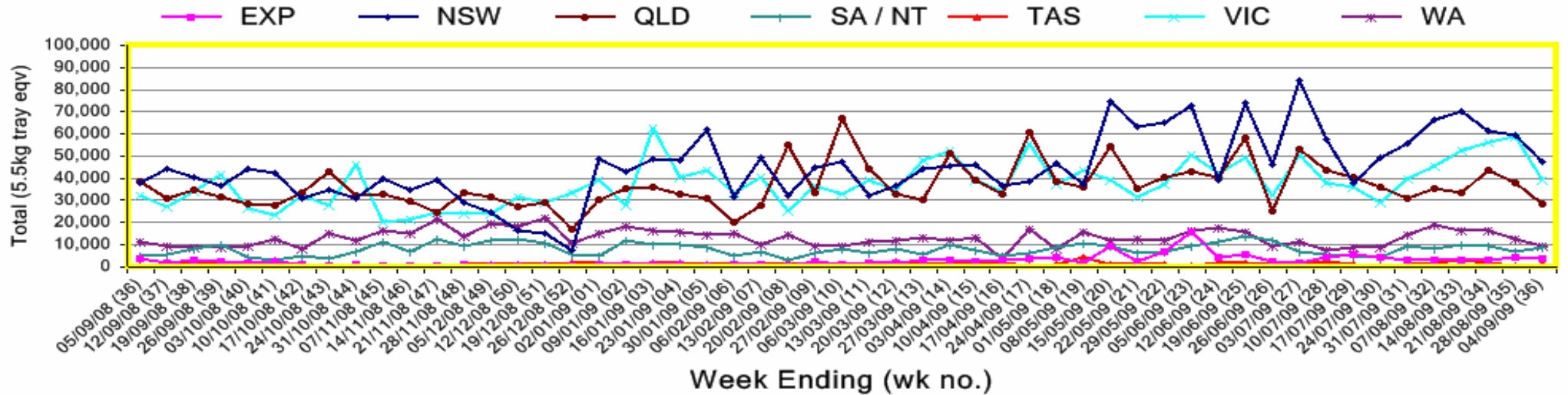
- Again closing stock finished quite high however both supermarket and non supermarket sales were up last week.
- Forecasts for the next couple of weeks indicate a significant drop in Australian avocado dispatches.
- You may notice some minor changes to the formatting of this report, particularly for the percent dispatched graph on page 3. This is a result of our move to a more efficient process for generating the reports.



Percentage dispatched by region (Based on seasonal forecast - 2009)



Throughput Australian & NZ avocados by destination state
Throughput 1st January 2009 to date = 5,596,109 5.5kg tray eqv



Week 36 contributors - Packhouses

Avowest	I & A Tolson	Serrata Enterprises
Balmoral Orchard	Jirel Holdings	Simpson Farms Pty Ltd
Coastal Avocados	Merrinee Farms	Summerland House With No Steps
Donovan Family Investment Trust	Midcoast Avocados	Sunfresh
G & C Christensen	Mountain Fresh	Sunnyspot Packhouse PL
Googa Farms	Natures Fruit Company	Tenterfield Fruit Packers
Green Nugget Orchards	One Harvest	The Avocado Grove
Green Pear Avocado	Perseverance Farming Co	Touchwood Farming

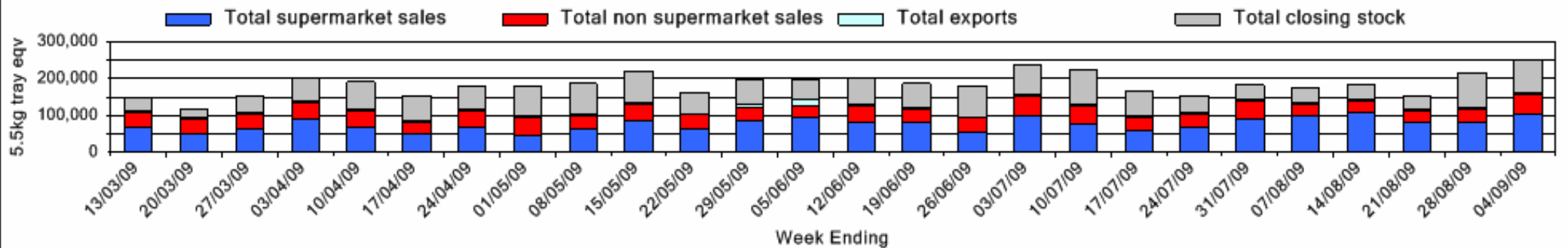
Week 36 contributors - Wholesalers

Costa Exchange Trading (Adelaide)	Romeos Marketing (Brisbane)
Costa Exchange Trading (Brisbane)	Sculli & Co Pty Ltd (Melbourne)
Dykes Bros (Melbourne)	The La Manna Group (Adelaide)
Etherington (Perth)	The La Manna Group (Brisbane)
Kelly's (Melbourne)	The La Manna Group (Melbourne)
Mercer Mooney (Perth)	United Fresh (Adelaide)
Murray Bros (Brisbane)	

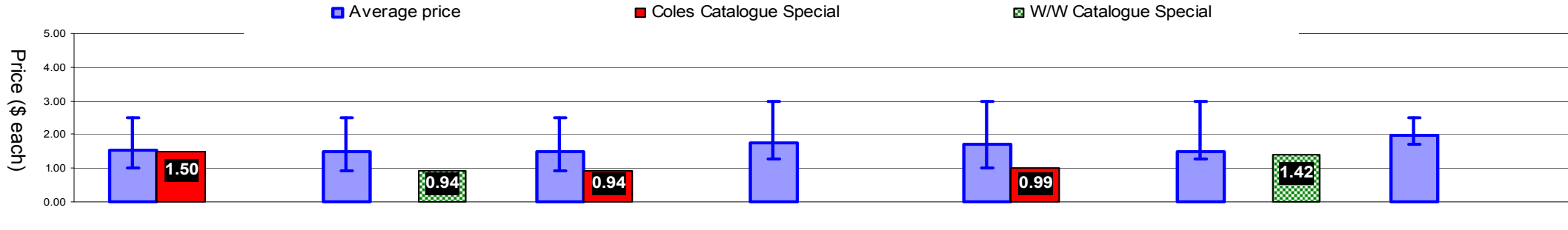
Sales Report including Direct Sales from Packhouses, Wholesale Sales and Stock on Hand at Wholesale Level

	Trays 5.5kg eqv (incl. Mod6 & P84)				Bulk 10Kg Cartons					Pre-Pack Kg					Total (5.5Kg Eqv)			
	Hass	Shepard	Other	Total	Hass	Shepard	Other	Total	5.5Kg Eqv	Hass	Shepard	Other	Total	5.5Kg Eqv	Hass	Shepard	Other	Total
NSW																		
Total supermarket sales	10,328		383	10,712	1,963			1,963	3,569	13,032			13,032	2,369	16,267		383	16,650
Total non supermarket sales																		
Total exports	152			152											152			152
Total sales	10,480		383	10,864	1,963			1,963	3,569	13,032			13,032	2,369	16,419		383	16,802
Total Stock on Hand																		
QLD																		
Total supermarket sales	42,033		2,043	44,075	915		11	926	1,684	47,568		1,584	49,152	8,937	52,345		2,351	54,696
Total non supermarket sales	16,036		1,282	17,318	7,325		16	7,341	13,347						29,354		1,311	30,665
Total exports	3,138			3,138	8			8	15						3,153			3,153
Total sales	61,207		3,325	64,531	8,248		27	8,275	15,045	47,568		1,584	49,152	8,937	84,852		3,662	88,513
Total Stock on Hand	33,353		2,482	35,835	341		97	438	796	4,073			4,073	741	34,713		2,658	37,372
SA & TAS																		
Total supermarket sales	9,866	185		10,051	53			53	96	1,383			1,383	251	10,214	185		10,399
Total non supermarket sales	3,837	142	139	4,118	599			599	1,089						4,926	142	139	5,207
Total exports																		
Total sales	13,703	328	139	14,170	652			652	1,185	1,383			1,383	251	15,140	328	139	15,606
Total Stock on Hand	10,667	429	989	12,085	347			347	631	33			33	6	11,303	429	989	12,721
VIC																		
Total supermarket sales	15,486			15,486	1,060			1,060	1,927	4,786			4,786	870	18,283			18,283
Total non supermarket sales	6,451		2,813	9,265	2,138		214	2,352	4,276						10,339		3,203	13,541
Total exports																		
Total sales	21,937		2,813	24,750	3,198		214	3,412	6,204	4,786			4,786	870	28,621		3,203	31,824
Total Stock on Hand	8,787		3,134	11,921	4,286		4,585	8,871	16,129						16,579		11,470	28,050
WA																		
Total supermarket sales																		
Total non supermarket sales																		
Total exports																		
Total sales	4,936	24		4,960	2,402	15	70	2,487	4,522						9,303	51	127	9,482
Total Stock on Hand																		
Total																		
Total supermarket sales	79,719	185	2,426	82,331	4,910		11	4,921	8,947	66,769		1,584	68,353	12,428	100,786	185	2,734	103,706
Total non supermarket sales	29,253	166	4,234	33,654	11,545	15	300	11,860	21,564						50,244	193	4,780	55,218
Total exports	3,290			3,290	8			8	15						3,305			3,305
Total sales	112,263	352	6,660	119,275	16,463	15	311	16,789	30,525	66,769		1,584	68,353	12,428	154,335	379	7,514	162,228
Total Stock on Hand	60,089	429	6,605	67,123	6,662		4,682	11,344	20,625	4,106			4,106	747	72,949	429	15,117	88,495

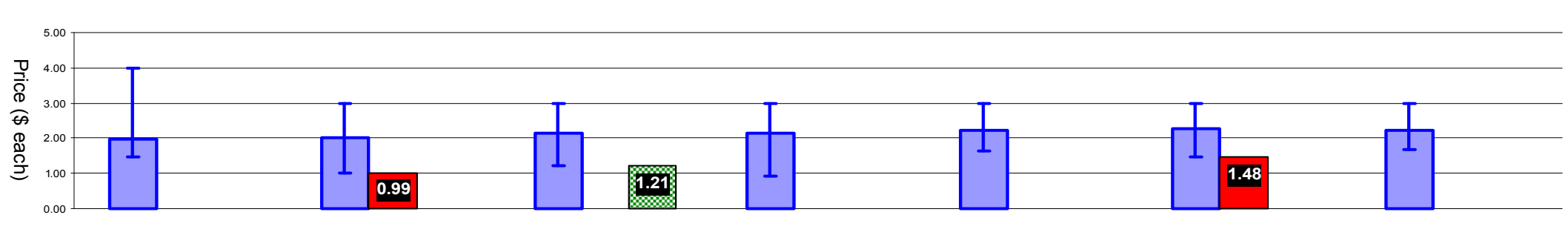
Weekly National Sales



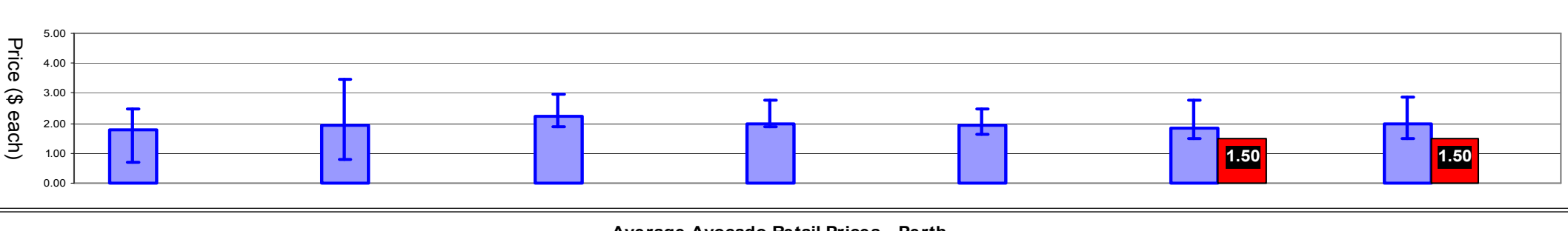
Average Avocado Retail Prices - Brisbane



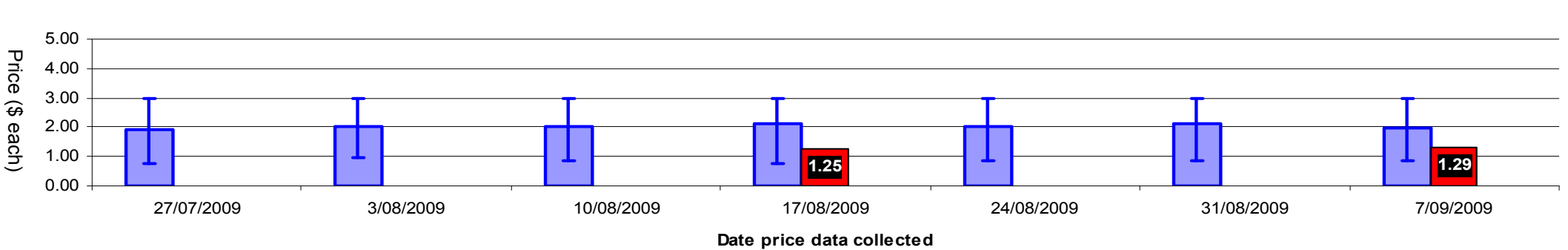
Average Avocado Retail Prices - Sydney



Average Avocado Retail Prices - Melbourne



Average Avocado Retail Prices - Perth



Date price data collected