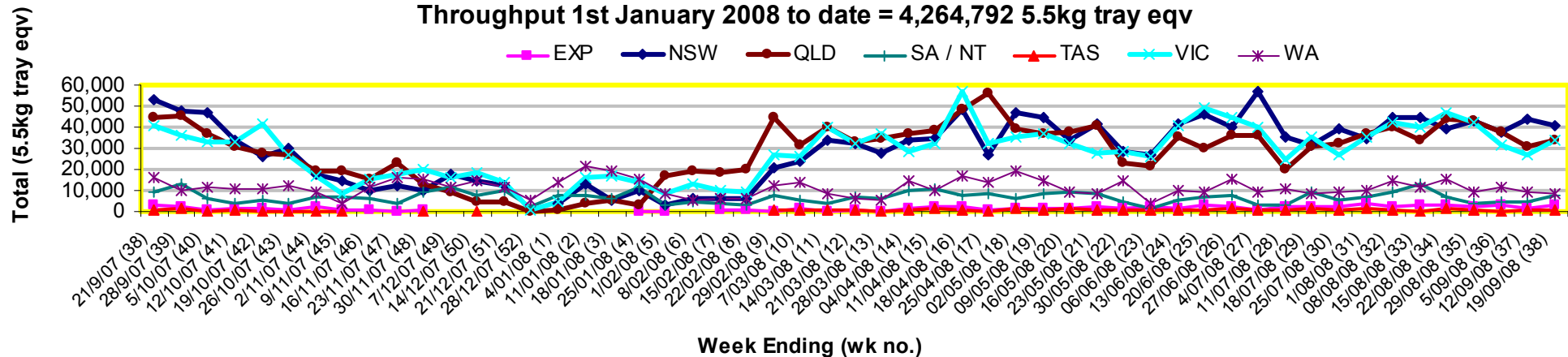


INFOCADO WEEKLY REPORT: 13th - 19th September 2008 (Wk 38)

Industry Dispatches 13th – 19th September 2008 (Wk 38)

Dest. State	5.5kg	5.5kg	5.5kg	5.5kg	5.5kg	5.5kg	5.5kg	5.5kg	5.5kg	5.5kg	Bulk 10Kg	P/PK Kg	Oil Kg	Other Kg	5.5Kg Eqv Trays All Total
	<16	16	18	20	22	23	25	28	28+	Total					
EXP	6	35	243	543		152	383	737	722	2,821	128				3,054
NSW	796	3,299	8,696	9,467	1,571	3,936	3,286	1,500	284	32,835	3,662	3,936		1,000	40,391
QLD	170	2,246	5,460	5,536	745	6,597	5,491	1,862	334	28,441	2,154	4,279	5,488	520	34,228
SA / NT	146	50	948	2,756	191	503	1,107	894		6,595	733				7,928
TAS							593			593					593
VIC	929	2,793	10,841	8,176	403	4,982	1,462	538	65	30,189	1,626	3,886			33,852
WA	29	225	536	1,234		2,178	750	747	144	5,843	1,446				8,472
Total	2,076	8,648	26,724	27,712	2,910	18,348	13,072	6,278	1,549	107,317	9,749	12,101	5,488	1,520	128,516

Throughput Australian avocados by destination State
Throughput 1st January 2008 to date = 4,264,792 5.5kg tray eqv

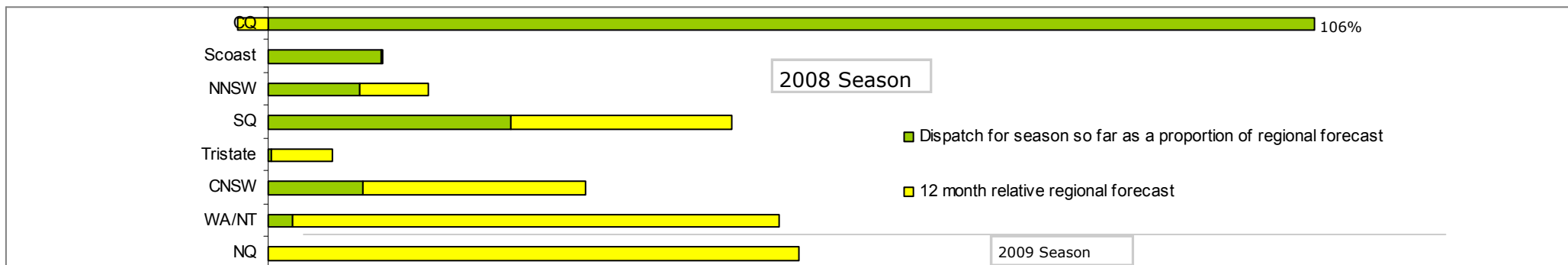


Comments from the CEO

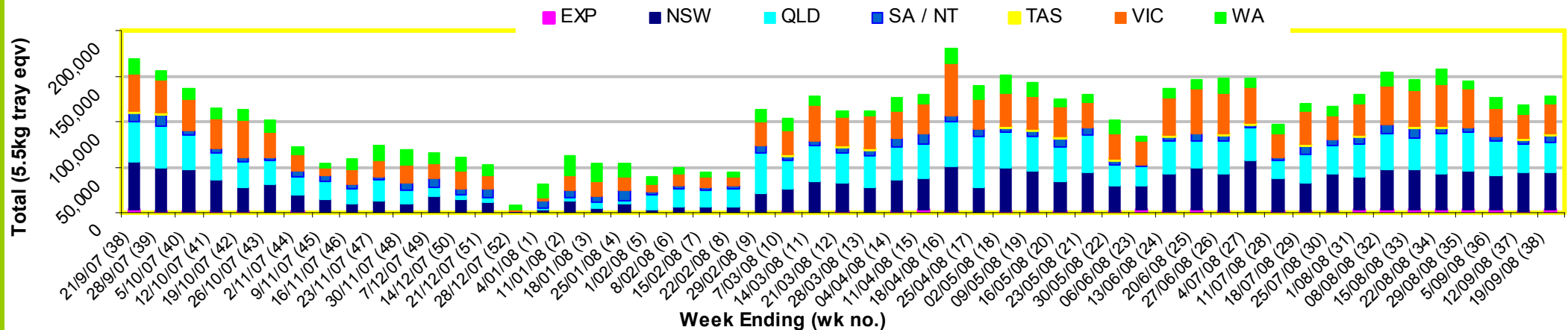
- Sales were up last week on the previous week by approximately 24% across all markets—reflected almost totally in supermarket sales. This increase occurred even though Perth was the only market that was on catalogue special (\$1.42 at Woolworths).
- Victorian and Queensland school holidays start this week which may impact on sales, with the other states beginning next week.
- You can expect to see small amounts of New Zealand fruit in the markets very soon.
- Please note: The "Total Supermarket Sales" and "Total Exports" data entered on page 4 of the report refer to a combination of the supermarket and export sales sold directly from packhouses and supermarket sales and exports sold from the wholesale market.
- Please notice on Page 2 that the first set of data (week 38) in the table "Forecast data week 38-41" on the left hand side of the page refers to last week's forecast by variety (and then the forecasts for the next 3 weeks) which you can compare with the green table on the right hand side of the page which displays the actual dispatches by variety for last week.



Percentage dispatched by region (Based on seasonal forecast - 2008)



Throughput Australian avocados by destination State
Throughput 1st January 2008 to date = 4,264,792 5.5kg tray eqv



Week 38 contributors—Packhouses

- | | |
|------------------------|--------------------------------|
| Avowest | Mountain Fresh |
| Balmoral Orchard | Mt Binga Orchards Pty Ltd |
| Blackboy Ridge Pty Ltd | Natures Fruit Company |
| Coastal Avocados | One Harvest |
| Donovan Avocados | Perseverance Farming Co |
| G & C Christensen | Simpson Farms Pty Ltd |
| Googa Farms | Summerland House With No Steps |
| Green Nugget Orchards | Sunfresh |
| Green Pear Avocado | Sunnyspot Packhouse PL |
| I & A Tolson | Tenterfield Fruit Packers |
| Jirel Holdings | The Avocado Grove |
| Midcoast Avocados | Touchwood Farming |

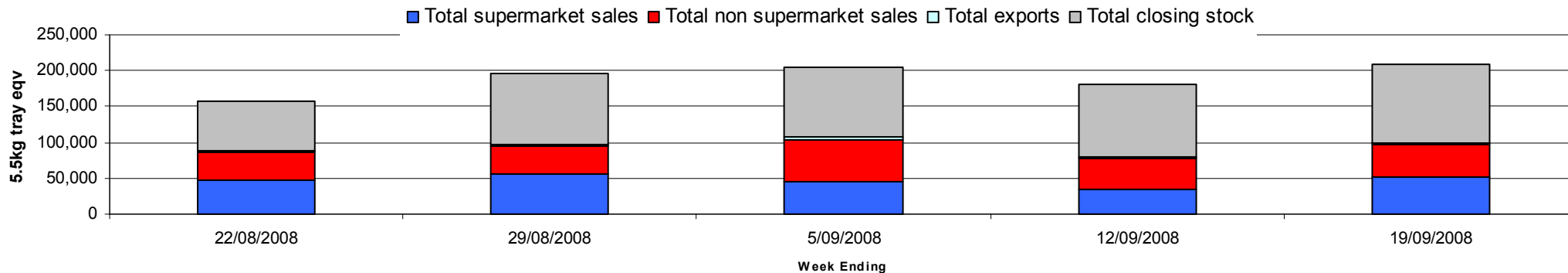
Week 38 contributors—Wholesalers

- | | |
|-----------------------------------|-------------------------------------|
| Allcrops Pty Ltd (Sydney) | Premier Fruits Pty Ltd (Brisbane) |
| Barkers (Melbourne) | Premier Fruits Pty Ltd (Melbourne) |
| Costa Exchange Trading (Adelaide) | Romeos Marketing (Brisbane) |
| Dykes Bros (Melbourne) | Sculli & Co Pty Ltd (Melbourne) |
| Etherington (Perth) | The La Manna Group (Adelaide) |
| Exotic Fruit Traders (Sydney) | The La Manna Group (Brisbane) |
| Kelly's (Melbourne) | The La Manna Group (Melbourne) |
| Mercer Mooney (Perth) | The N&A Group (Sydney) |
| Moraitis (Sydney) | Tilbrook Marketing Pty Ltd (Sydney) |
| Murray Bros (Brisbane) | |

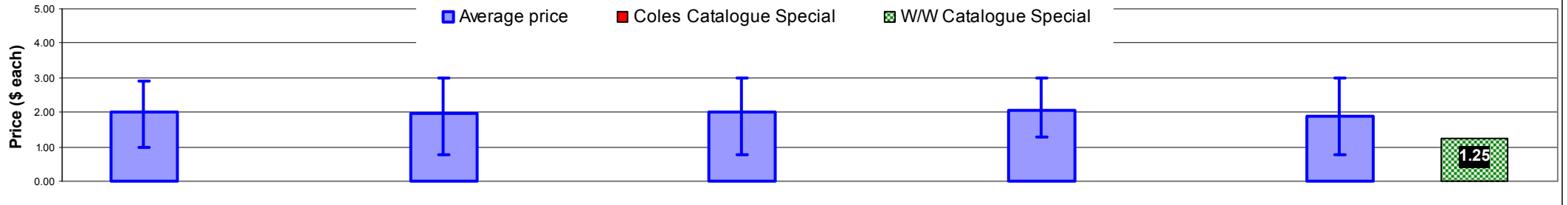
Sales Report including Direct Sales from Packhouses, Wholesale Sales and Stock on Hand at Wholesale Level

	Trays 5.5kg eqv (incl. Mod6 & P84)				Bulk 10kg Cartons					Pre-Pack Kg					Total (5.5kg eqv)			
	Hass	Shepard	Other	Total	Hass	Shepard	Other	Total	5.5kg eqv	Hass	Shepard	Other	Total	5.5kg eqv	Hass	Shepard	Other	Total
NSW																		
Total supermarket sales	13,945		3,547	17,492	466		160	626	1,138	2,838		462	3,300	600	15,308		3,922	19,230
Total non supermarket sales	18,137			18,137	2,670		118	2,788	5,069						22,992		215	23,206
Total exports																		
Total sales	32,082		3,547	35,629	3,136		278	3,414	6,207	2,838		462	3,300	600	38,300		4,137	42,437
Total stock on hand	9,812			9,812	576			576	1,047						10,859			10,859
QLD																		
Total supermarket sales	10,097		1,015	11,112	108			108	196	2,607		1,452	4,059	738	10,768		1,279	12,046
Total non supermarket sales	917		141	1,058	8		21	29	53						932		179	1,111
Total exports	2,742		79	2,821	128			128	233						2,975		79	3,054
Total sales	13,756		1,235	14,991	244		21	265	482	2,607		1,452	4,059	738	14,674		1,537	16,211
Total stock on hand	42,111		678	42,788			181	181	329						42,111		1,007	43,117
SA																		
Total supermarket sales	# Detail not included because currently not enough SA wholesale data in the system																	
Total non supermarket sales	# Detail not included because currently not enough SA wholesale data in the system																	
Total exports	# Detail not included because currently not enough SA wholesale data in the system																	
Total sales	4,462		682	5,144	227		260	487	885	137			137	25	4,900		1,154	6,054
Total stock on hand #																		
VIC																		
Total supermarket sales	15,608		435	16,044	169		217	386	702	3,696			3,696	672	16,588		830	17,418
Total non supermarket sales	4,894		52	4,946	2,282		26	2,308	4,196						9,043		99	9,142
Total exports																		
Total sales	20,502		487	20,990	2,451		243	2,694	4,898	3,696			3,696	672	25,631		929	26,560
Total stock on hand	34,147	160	99	34,406	3,786			3,786	6,884						41,031	160	99	41,290
WA																		
Total supermarket sales	# Detail not included because currently not enough WA wholesale data in the system																	
Total non supermarket sales	# Detail not included because currently not enough WA wholesale data in the system																	
Total exports	# Detail not included because currently not enough WA wholesale data in the system																	
Total sales	5,727			5,727	1,057		106	1,163	2,115						7,649		193	7,841
Total stock on hand #																		
TOTAL																		
Total supermarket sales	42,381	0	5,418	47,800	771	0	377	1,148	2,087	9,278	0	1,914	11,192	2,035	45,471	0	6,452	51,922
Total non supermarket sales	31,406	0	454	31,860	6,216	106	425	6,747	12,268	0	0	0	0	0	42,709	193	1,226	44,127
Total exports	2,742	0	79	2,821	128	0	0	128	233	0	0	0	0	0	2,975	0	79	3,054
Total sales	76,529	0	5,951	82,481	7,115	106	802	8,023	14,587	9,278	0	1,914	11,192	2,035	91,154	193	7,757	99,103
Total stock on hand	97,145	160	2,458	99,762	5,598	4	478	6,080	11,055	223	0	0	223	41	107,364	167	3,327	110,857

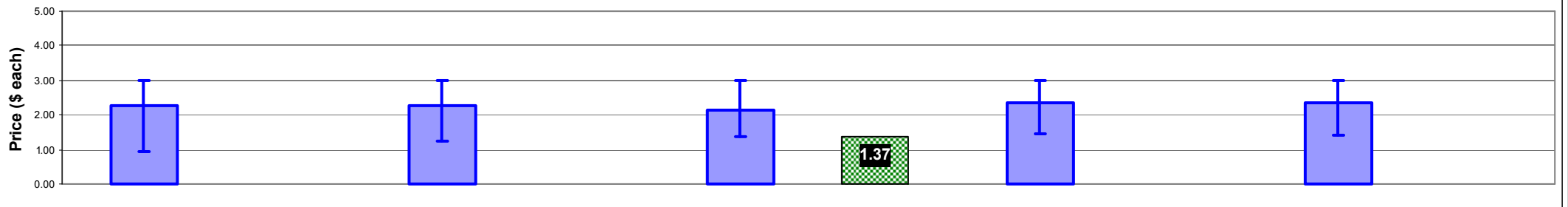
Weekly National Sales



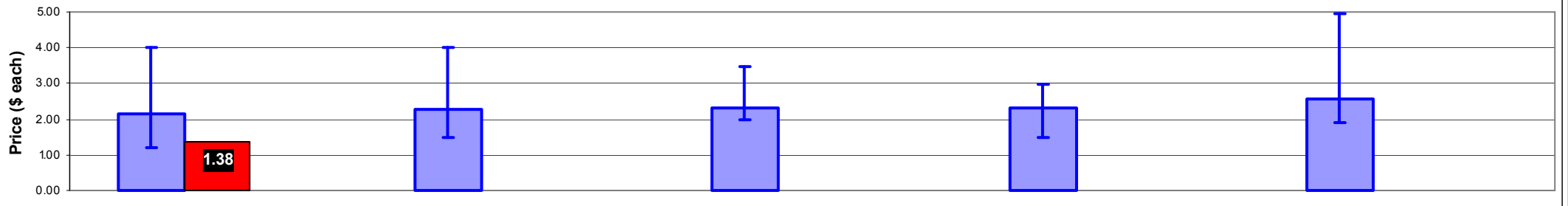
Average Avocado Retail Prices - Brisbane



Average Avocado Retail Prices - Sydney



Average Avocado Retail Prices - Melbourne



Average Avocado Retail Prices - Perth

