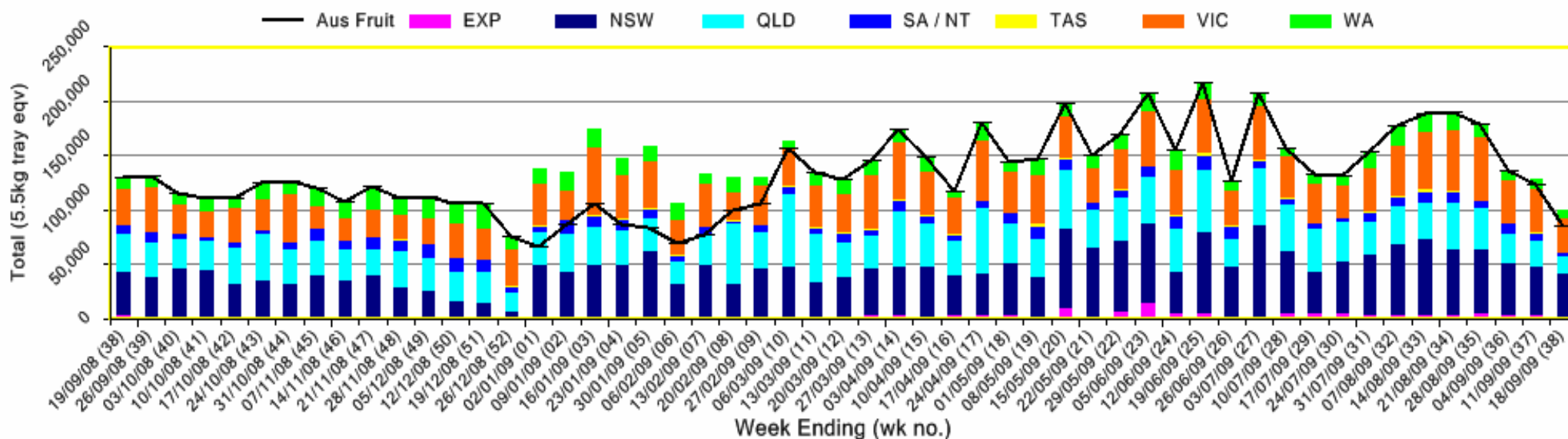


INFOCADO WEEKLY REPORT: 12th - 18th September 2009 (Wk 38)

Industry Dispatches 12th September - 18th September 2009 (Wk 38)															
Dest. State	5.5kg		5.5kg		5.5kg		5.5kg		5.5kg		Trays - Total	Bulk	P/PK	Other	5.5Kg Eqv Trays All
	<16	16	18	20	22	23	25	28	28+	5.5Kg Eqv	10Kg	Kg	Kg	Total	
EXP							108	717	759	1,584	218				1,980
NSW	1,333	2,399	5,123	6,918	2,374	5,922	4,011	1,128	972	30,180	4,334	11,148		40,087	
QLD	83	314	1,086	1,218	566	2,630	4,012	1,004	240	11,153	1,699	5,866	1,004	15,492	
SA / NT	6	37	241	172	143	388	669	246		1,902	288			2,426	
TAS							134			134				134	
VIC	630	1,973	6,355	6,806	735	2,650	6,034	996	2,014	28,193	1,667	6,072		32,328	
WA	34	257	1,028	918		1,720	1,389	928		6,274	727			7,596	
Total	2,086	4,980	13,833	16,032	3,818	13,310	16,357	5,019	3,985	79,420	8,933	23,086	1,004	100,042	

Throughput Australian & NZ avocados by destination state
Throughput 1st January 2009 to date = 5,824,715 5.5kg tray eqv

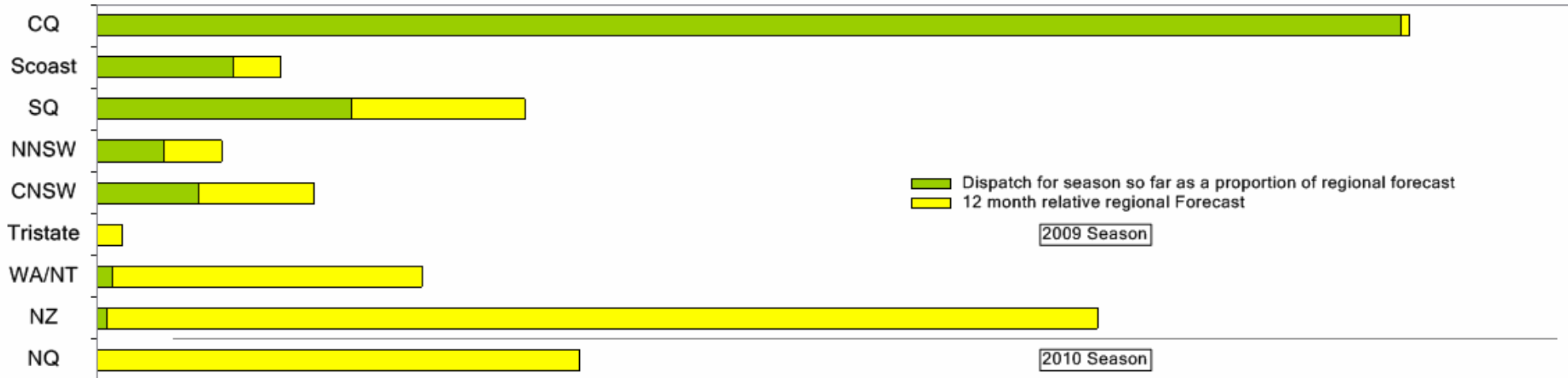


Comments from the CEO

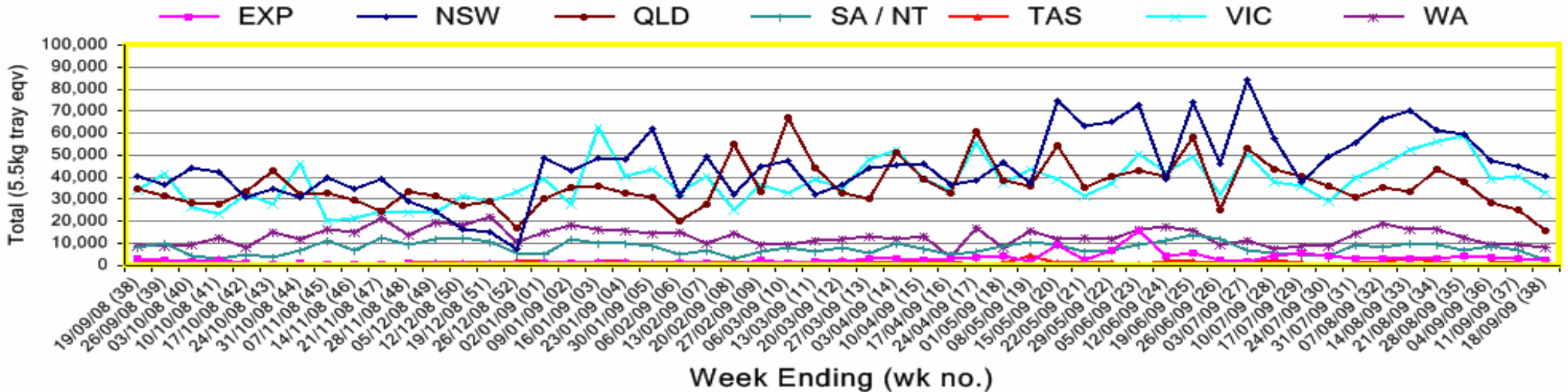
- Total throughput of avocados has dropped to almost the lowest level this year with similar quantities forecast for the next four weeks.
- For the first time since week 26 (12 weeks ago) there are no catalogue specials for avocados in either Coles or Woolworths stores in any of the 4 capital cities surveyed.
- This week there are some New Zealand fruit in Melbourne Coles stores.
- Both Queensland and Victorian school holidays have begun.



Percentage dispatched by region (Based on seasonal forecast - 2009)



Throughput Australian & NZ avocados by destination state
Throughput 1st January 2009 to date = 5,824,715 5.5kg tray eqv



Week 38 contributors - Packhouses

Avocado Industry Council NZ	Jirel Holdings	Serrata Enterprises
Avowest	Midcoast Avocados	Simpson Farms Pty Ltd
Balmoral Orchard	Mountain Fresh	Summerland House With No Steps
Coastal Avocados	Mt Binga Orchards Pty Ltd	Sunfresh
Googa Farms	Natures Fruit Company	Sunnyspot Packhouse PL
Green Nugget Orchards	One Harvest	Tenterfield Fruit Packers
Green Pear Avocado	Perseverance Farming Co	The Avocado Grove

Week 38 contributors - Wholesalers

Costa Exchange Trading (Adelaide)	Romeos Marketing (Brisbane)
Dykes Bros (Melbourne)	Sculli & Co Pty Ltd (Melbourne)
Etherington (Perth)	The La Manna Group (Adelaide)
Kelly's (Melbourne)	The La Manna Group (Brisbane)
Mercer Mooney (Perth)	The La Manna Group (Melbourne)
Murray Bros (Brisbane)	United Fresh (Adelaide)

Sales Report including Direct Sales from Packhouses, Wholesale Sales and Stock on Hand at Wholesale Level

	Trays 5.5kg eqv (incl. Mod6 & P84)				Bulk 10Kg Cartons					Pre-Pack Kg					Total (5.5Kg Eqv)			
	Hass	Shepard	Other	Total	Hass	Shepard	Other	Total	5.5Kg Eqv	Hass	Shepard	Other	Total	5.5Kg Eqv	Hass	Shepard	Other	Total
NSW																		
Total supermarket sales																		
Total non supermarket sales																		
Total exports	# Data set not included because not enough NSW wholesalers contributed data this week																	
Total sales																		
Total Stock on Hand																		
QLD																		
Total supermarket sales	7,779		3	7,782	202			202	367	4,282		1,584	5,866	1,067	8,925		291	9,216
Total non supermarket sales	13,855		60	13,915	173			173	315						14,169		60	14,229
Total exports	1,280			1,280	218			218	396						1,676			1,676
Total sales	22,914		63	22,977	593			593	1,078	4,282		1,584	5,866	1,067	24,771		351	25,122
Total Stock on Hand	19,697		168	19,865	219			219	398						20,095		168	20,263
SA & TAS																		
Total supermarket sales	5,570		89	5,659	65			65	118	36			36	7	5,694		89	5,783
Total non supermarket sales	4,083		395	4,478	787			787	1,431						5,514		395	5,909
Total exports																		
Total sales	9,653		484	10,136	852			852	1,549	36			36	7	11,208		484	11,692
Total Stock on Hand	5,721		3,105	8,826	811			811	1,475	36			36	7	7,202		3,105	10,307
VIC																		
Total supermarket sales	13,536		126	13,662	276			276	502	6,072			6,072	1,104	15,142		126	15,268
Total non supermarket sales	7,364	81	2,104	9,549	1,549		992	2,541	4,620						10,180	81	3,908	14,169
Total exports																		
Total sales	20,900	81	2,231	23,211	1,825		992	2,817	5,122	6,072			6,072	1,104	25,322	81	4,034	29,437
Total Stock on Hand	7,141	47	1,046	8,234	3,624		3,931	7,555	13,736						13,730	47	8,193	21,970
WA																		
Total supermarket sales																		
Total non supermarket sales																		
Total exports	# Full data set not included because not enough WA wholesalers contributed data this week																	
Total sales	4,480			4,480	2,030			2,030	3,691						8,171			8,171
Total Stock on Hand																		
Total																		
Total supermarket sales	35,027		218	35,245	621			621	1,129	21,148		1,584	22,732	4,133	40,001		506	40,507
Total non supermarket sales	28,682	81	2,559	31,323	4,512		992	5,504	10,007						36,886	81	4,363	41,330
Total exports	1,584			1,584	218			218	396						1,980			1,980
Total sales	65,293	81	2,777	68,152	5,351		992	6,343	11,533	21,148		1,584	22,732	4,133	78,867	81	4,869	83,817
Total Stock on Hand	39,614	47	4,343	44,004	5,120		3,947	9,067	16,485	36			36	7	48,930	47	11,519	60,496

Weekly National Sales

