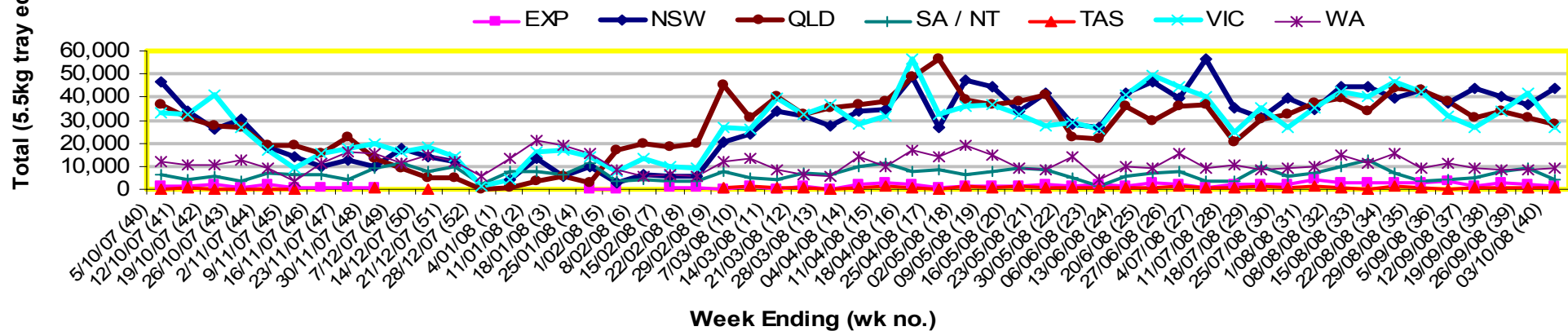


INFOCADO WEEKLY REPORT: 27th September - 3rd October 2008 (Wk 40)

Industry Dispatches 27th September – 3rd October 2008 (Wk 40)

Dest. State	5.5kg									5.5kg Total	Bulk 10Kg	P/PK Kg	Proc Kg	Other Kg	5.5Kg Eqv Trays All Total
	<16	16	18	20	22	23	25	28	28+						
EXP			144	144		144	156	352	492	1,432	180				1,759
NSW	673	3,468	8,137	10,578	757	5,839	3,811	2,296	376	35,935	4,269	318		1,800	44,082
QLD	393	1,248	4,687	4,834	368	4,544	4,100	1,629	96	21,899	2,642	3,740	400	2,500	27,911
SA / NT	27	121	300	543	73	714	635	577	15	3,005	578				4,056
TAS							890			890					890
VIC	107	3,742	7,127	6,588	402	2,084	1,729	898	63	22,740	1,922	1,478			26,504
WA	39	156	752	1,396		2,566	1,702	790		7,401	1,068				9,343
Total	1,239	8,735	21,147	24,083	1,600	15,891	13,023	6,542	1,042	93,302	10,659	5,536	400	4,300	114,544

Throughput Australian avocados by destination State Throughput 1st January 2008 to date = 4,509,634 5.5kg tray eqv

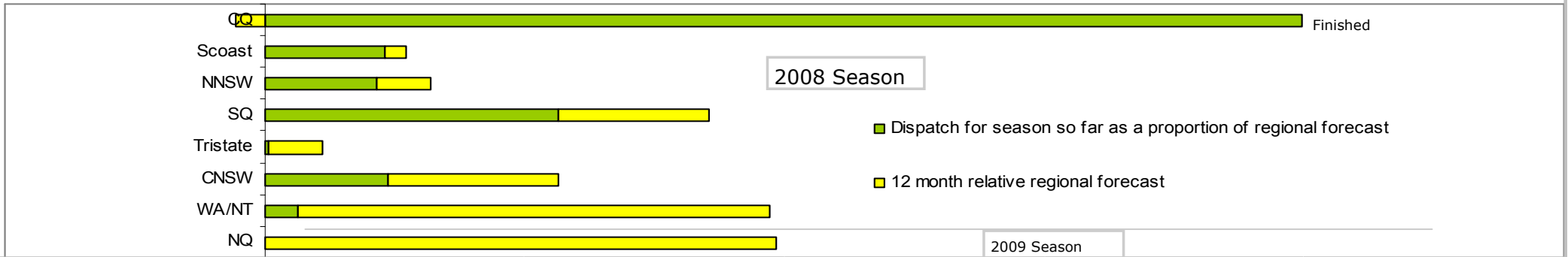


Comments from the CEO

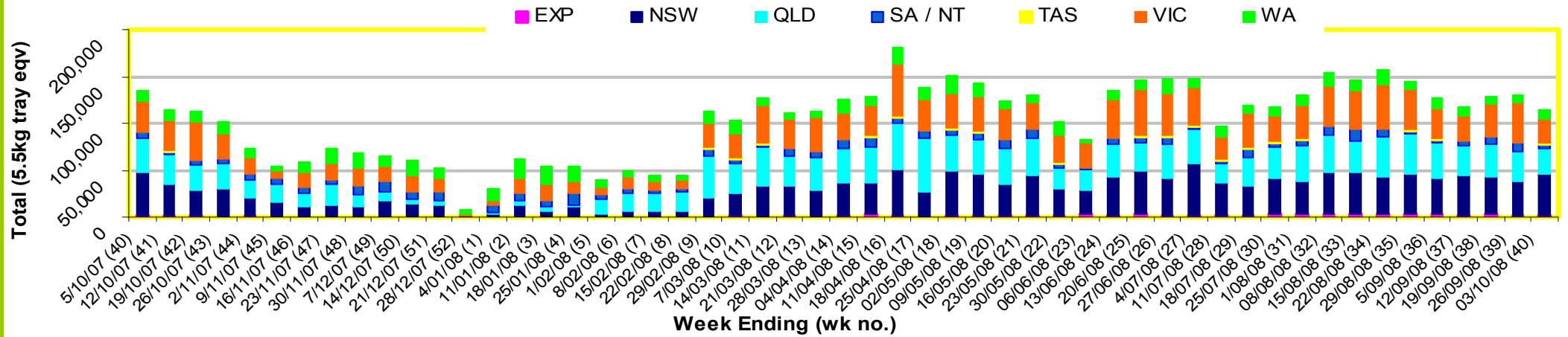
- Australian Avocado dispatches are forecast to drop over the next couple of weeks—down to around 80,000 trays per week by the end of October. This should coincide with NZ fruit entering the market.
- School holidays in Queensland and Victoria are now finished—this coupled with the forecast warm weather should have a positive impact on avocado sales over the next couple of weeks.
- There was less stock on hand recorded at the end of last week by wholesalers—this is to be expected with reduced dispatches and increasing demand.
- It is avocado month for IGA stores— WA IGA stores are conducting a “best avocado display” competition this month.



Percentage dispatched by region (Based on seasonal forecast - 2008)



Throughput Australian avocados by destination State
Throughput 1st January 2008 to date = 4,509,634 5.5kg tray eqv



Week 40 contributors—Packhouses

- | | |
|---------------------------|--------------------------------|
| Avowest | Mountain Fresh |
| Balmoral Orchard | Mt Binga Orchards Pty Ltd |
| C F Fechner | Natures Fruit Company |
| Chinoola Orchards | Perseverance Farming Co |
| Coastal Avocados | Rob Farnsworth Pty Ltd |
| DG & CJ Kafer | Summerland House With No Steps |
| G & C Christensen | Sunfresh |
| Green Nugget Orchards | Sunnyspot Packhouse |
| Green Pear Avocado | Sunrise Avocados |
| I & A Tolson | Tenterfield Fruit Packers |
| Jirel Holdings | The Avocado Grove |
| Kulnura Ambrosia Avocados | Touchwood Farming |
| Merrinee Farms | WJ Row |
| Midcoast Avocados | |

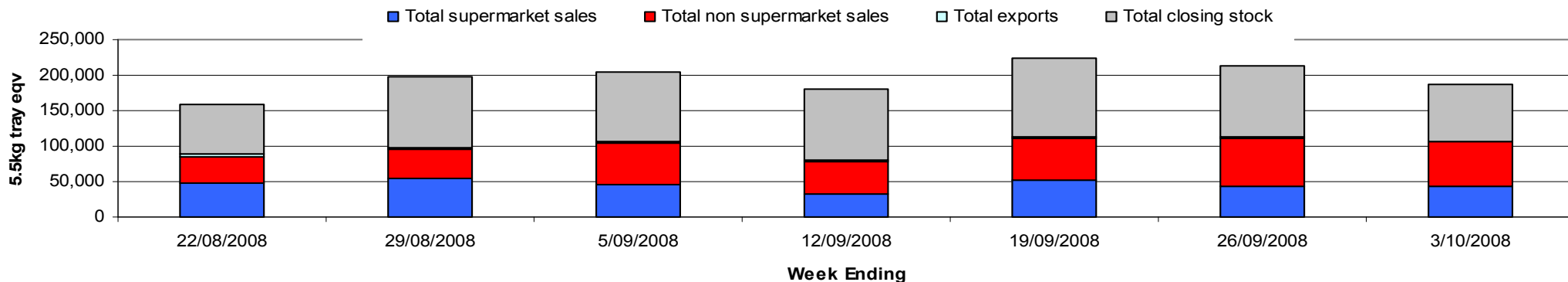
Week 40 contributors—Wholesalers

- | | |
|-----------------------------------|---------------------------------------|
| Allcrops Pty Ltd (Sydney) | Premier Fruits Pty Ltd (Brisbane) |
| Barkers (Melbourne) | Premier Fruits Pty Ltd (Melbourne) |
| Costa Exchange Trading (Adelaide) | Quality Produce International (Perth) |
| Dykes Bros (Melbourne) | Romeos Marketing (Brisbane) |
| Etherington (Perth) | Sculli & Co Pty Ltd (Melbourne) |
| Exotic Fruit Traders (Sydney) | The La Manna Group (Adelaide) |
| Kelly's (Melbourne) | The La Manna Group (Brisbane) |
| Moraitis (Melbourne) | The La Manna Group (Melbourne) |
| Moraitis (Sydney) | Tilbrook Marketing Pty Ltd (Sydney) |
| Murray Bros (Brisbane) | |

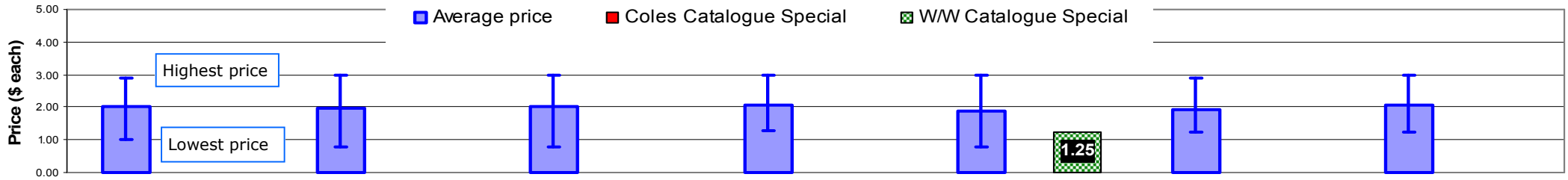
Sales Report including Direct Sales from Packhouses, Wholesale Sales and Stock on Hand at Wholesale Level

	Trays 5.5kg eqv (incl. Mod6 & P84)				Bulk 10kg Cartons					Pre-Pack Kg					Total (5.5kg eqv)			
	Hass	Shepard	Other	Total	Hass	Shepard	Other	Total	5.5kg eqv	Hass	Shepard	Other	Total	5.5kg eqv	Hass	Shepard	Other	Total
NSW																		
Total supermarket sales	15,017			15,017	53			53	96						15,113			15,113
Total non supermarket sales	20,114			20,114	1,882			1,882	3,422						23,536			23,536
Total exports	165			165											165			165
Total sales	35,296			35,296	1,935			1,935	3,518						38,814			38,814
Total stock on hand	4,038			4,038	794			794	1,444						5,482			5,482
QLD																		
Total supermarket sales	13,287		379	13,666	173		127	300	545						13,602		610	14,212
Total non supermarket sales	15,215		265	15,480											15,215		265	15,480
Total exports	1,000			1,000	180			180	327						1,327			1,327
Total sales	29,502		644	30,146	353		127	480	873						30,144		874	31,018
Total stock on hand	28,219		264	28,483			58	58	105						28,219		369	28,588
SA & TAS																		
Total supermarket sales	# Detail not included because currently not enough SA wholesale data in the system																	
Total non supermarket sales	# Detail not included because currently not enough SA wholesale data in the system																	
Total exports	# Detail not included because currently not enough SA wholesale data in the system																	
Total sales	4,807		725	5,532	645		80	725	1,318	96			96	17	5,998		870	6,868
Total stock on hand #	# Detail not included because currently not enough SA wholesale data in the system																	
VIC																		
Total supermarket sales	9,222			9,222	403		91	494	898						9,955		165	10,120
Total non supermarket sales	12,739	192	122	13,053	1,238		102	1,340	2,436	12			12	2	14,992	192	307	15,492
Total exports																		
Total sales	21,961	192	122	22,275	1,641		193	1,834	3,335	12			12	2	24,947	192	473	25,612
Total stock on hand	25,825		422	26,247	2,148			2,148	3,905						29,730		422	30,152
WA																		
Total supermarket sales	# Detail not included because currently not enough WA wholesale data in the system																	
Total non supermarket sales	# Detail not included because currently not enough WA wholesale data in the system																	
Total exports	# Detail not included because currently not enough WA wholesale data in the system																	
Total sales	4,089			4,089	625			625	1,136						5,226			5,226
Total stock on hand #	# Detail not included because currently not enough WA wholesale data in the system																	
TOTAL																		
Total supermarket sales	41,638		619	42,257	734		218	952	1,731	96			96	17	42,990		1,015	44,006
Total non supermarket sales	52,852	192	872	53,916	4,285		182	4,467	8,122	12			12	2	60,645	192	1,202	62,040
Total exports	1,165			1,165	180			180	327						1,492			1,492
Total sales	95,655	192	1,491	97,338	5,199		400	5,599	10,180	108			108	20	105,128	192	2,218	107,537
Total stock on hand	67,983		2,059	70,042	4,652		94	4,746	8,629						76,441		2,230	78,671

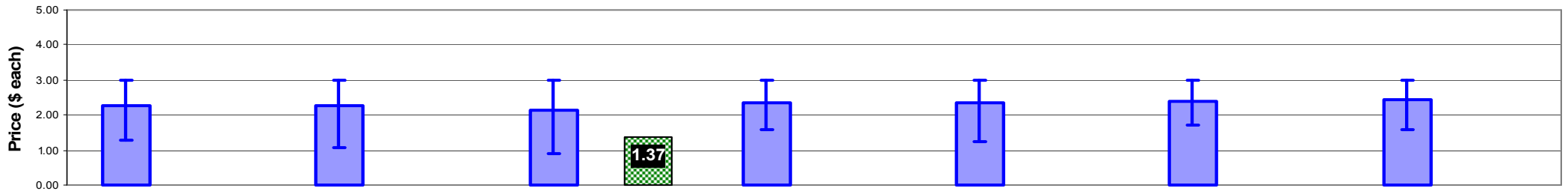
Weekly National Sales



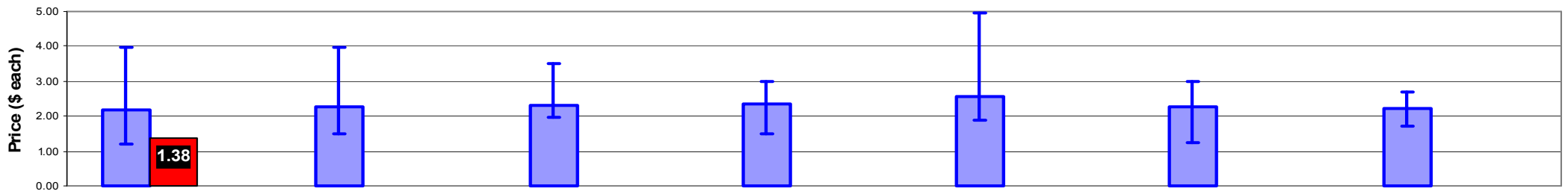
Average Avocado Retail Prices - Brisbane



Average Avocado Retail Prices - Sydney



Average Avocado Retail Prices - Melbourne



Average Avocado Retail Prices - Perth

