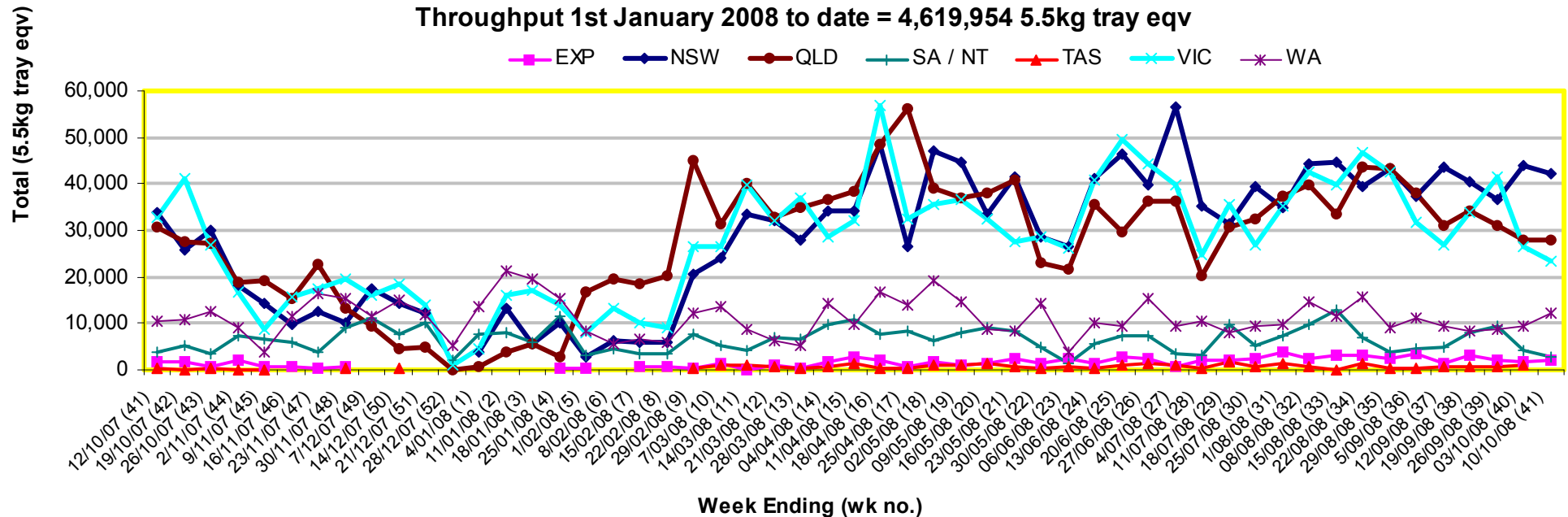


INFOCADO WEEKLY REPORT: 4th—10th October 2008 (Wk 41)

Industry Dispatches 10th October 2008 (Wk 41)

Dest. State	5.5kg <16	5.5kg 16	5.5kg 18	5.5kg 20	5.5kg 22	5.5kg 23	5.5kg 25	5.5kg 28	5.5kg 28+	5.5kg Total	Bulk 10Kg	P/PK Kg	Proc Kg	Other Kg	5.5Kg Eqv Trays All Total
EXP				97		162	283	735	326	1,603	199				1,965
NSW	501	3,397	7,796	9,113	1,444	6,749	3,235	1,805	628	34,668	3,719	3,742			42,110
QLD	183	1,504	2,681	4,998	337	3,614	5,438	1,436	112	20,303	2,905	10,392	250	1,213	27,740
SA / NT	38	107	118	336	62	427	485	601		2,174	350				2,810
TAS															
VIC	173	1,968	6,738	3,521	557	3,149	1,954	469	36	18,565	2,301	3,232			23,337
WA	6	215	750	2,624		3,043	2,433	1,050	253	10,374	1,095				12,365
Total	901	7,191	18,083	20,689	2,400	17,144	13,828	6,096	1,355	87,687	10,569	17,366	250	1,213	110,326

Throughput Australian avocados by destination State
Throughput 1st January 2008 to date = 4,619,954 5.5kg tray eqv

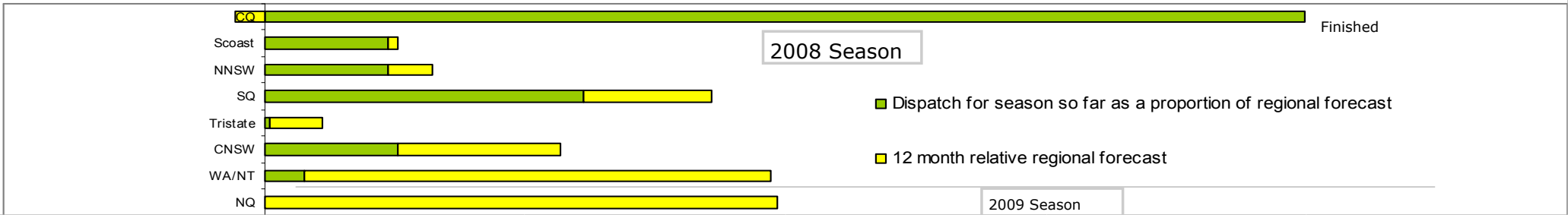


Comments from the CEO

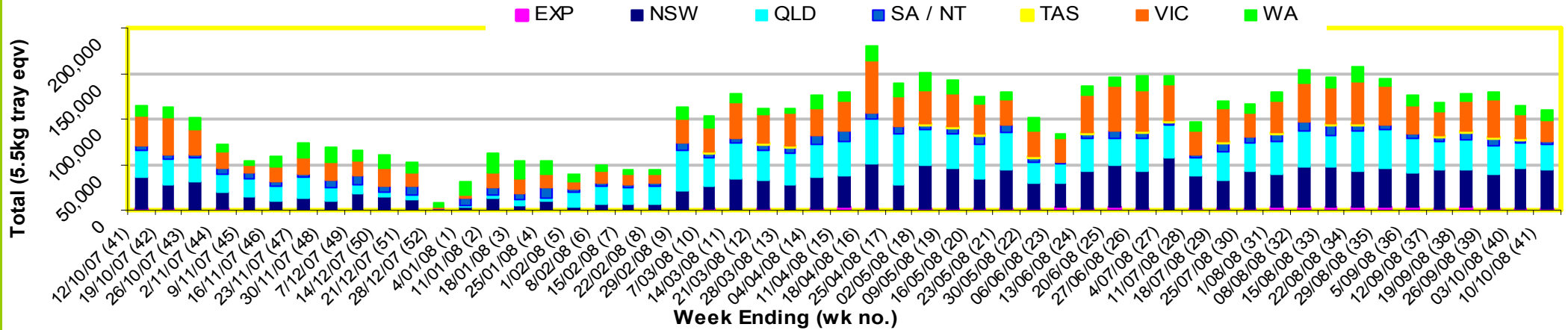
- Inflows into the market have stabilised at about 100,000 trays.
- Total sales increased this week.
- Stock on hand has reduced to the lowest level since August.
- Along with the stabilised inflows, retail prices across the four cities have remained stable for the last 3 weeks.



Percentage dispatched by region (Based on seasonal forecast - 2008)



Throughput Australian avocados by destination State
Throughput 1st January 2008 to date = 4,619,954 5.5kg tray eqv



Week 41 contributors—Packhouses

- | | |
|-------------------------------|--------------------------------|
| Avonova | Midcoast Avocados |
| Avowest | Mountain Fresh |
| Balmoral Orchard | Mt Binga Orchards Pty Ltd |
| C F Fechner | Natures Fruit Company |
| Chinoola Orchards | One Harvest |
| Chislett Developments Pty Ltd | Perseverance Farming Co |
| Coastal Avocados | Rob Farnsworth Pty Ltd |
| DG & CJ Kafer | Summerland House With No Steps |
| Googa Farms | Sunfresh |
| Green Nugget Orchards | Sunnyspot Packhouse PL |
| Green Pear Avocado | Tam MT Farm Management |
| I & A Tolson | Tenterfield Fruit Packers |
| Jirel Holdings | The Avocado Grove |
| Kulnura Ambrosia Avocados | WJ Row |

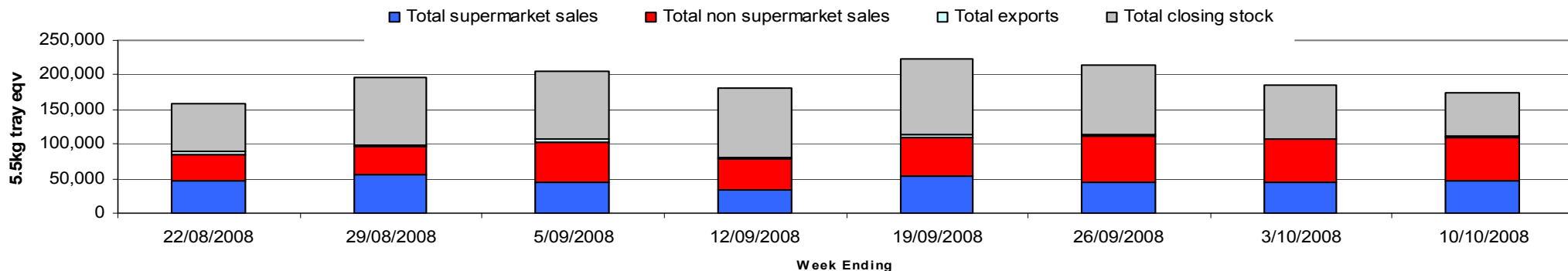
Week 41 contributors—Wholesalers

- | | |
|-----------------------------------|---------------------------------------|
| Allcrops Pty Ltd (Sydney) | Premier Fruits Pty Ltd (Brisbane) |
| Costa Exchange Trading (Adelaide) | Premier Fruits Pty Ltd (Melbourne) |
| Dykes Bros (Melbourne) | Quality Produce International (Perth) |
| Etherington (Perth) | Romeos Marketing (Brisbane) |
| Exotic Fruit Traders (Sydney) | Sculli & Co Pty Ltd (Melbourne) |
| Kelly's (Melbourne) | The La Manna Group (Adelaide) |
| Mercer Mooney (Perth) | The La Manna Group (Brisbane) |
| Moraitis (Sydney) | The La Manna Group (Melbourne) |
| Murray Bros (Brisbane) | Tilbrook Marketing Pty Ltd (Sydney) |

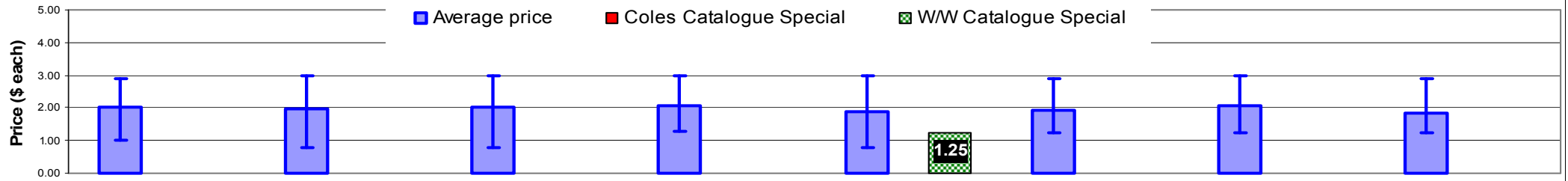
Sales Report including Direct Sales from Packhouses, Wholesale Sales and Stock on Hand at Wholesale Level

	Trays 5.5kg eqv (incl. Mod6 & P84)				Bulk 10kg Cartons					Pre-Pack Kg					Total (5.5kg eqv)			
	Hass	Shepard	Other	Total	Hass	Shepard	Other	Total	5.5kg eqv	Hass	Shepard	Other	Total	5.5kg eqv	Hass	Shepard	Other	Total
NSW																		
Total supermarket sales	14,766			14,766	533			533	969	3,168			3,168	576	16,311			16,311
Total non supermarket sales	20,850			20,850	2,397			2,397	4,358						25,208			25,208
Total exports																		
Total sales	35,616			35,616	2,930			2,930	5,327	3,168			3,168	576	41,519			41,519
Total stock on hand	4,072			4,072	836			836	1,520						5,592			5,592
QLD																		
Total supermarket sales	15,802			15,802	125			125	227	5,134		924	6,058	1,101	16,963		168	17,131
Total non supermarket sales	14,523		376	14,899			58	58	105						14,523		481	15,005
Total exports	1,603			1,603	199			199	362						1,965			1,965
Total sales	31,928		376	32,304	324		58	382	695	5,134		924	6,058	1,101	33,451		649	34,100
Total stock on hand	23,290			23,290											23,290			23,290
SA & TAS																		
Total supermarket sales	# Detail not included because currently not enough SA wholesale data in the system																	
Total non supermarket sales	# Detail not included because currently not enough SA wholesale data in the system																	
Total exports	# Detail not included because currently not enough SA wholesale data in the system																	
Total sales	3,115		509	3,623	378			378	687	62			62	11	3,813		509	4,322
Total stock on hand #																		
VIC																		
Total supermarket sales	5,886		2,277	8,163	321		103	424	771	3,168			3,168	576	7,045		2,465	9,510
Total non supermarket sales	9,165		703	9,868	1,908			1,908	3,469						12,635		703	13,338
Total exports																		
Total sales	15,051		3,180	18,031	2,229		103	2,332	4,240	3,168			3,168	576	19,680		3,168	22,847
Total stock on hand	16,113		380	16,493	1,259			1,259	2,289						18,402		380	18,782
WA																		
Total supermarket sales	3,031			3,031											3,031			3,031
Total non supermarket sales	4,664		36	4,700	835			835	1,518						6,182		36	6,218
Total exports																		
Total sales	7,695		36	7,731	835			835	1,518						9,213		36	9,249
Total stock on hand #	5,826		24	5,850	390			390	709						6,535		24	6,559
TOTAL																		
Total supermarket sales	39,485		2,277	41,762	979		103	1,082	1,967	11,470		924	12,394	2,253	43,350		2,633	45,983
Total non supermarket sales	49,203		1,115	50,318	5,140		58	5,198	9,451						58,548		1,020	59,769
Total exports	1,603			1,603	199			199	362						1,965			1,965
Total sales	90,290		3,392	93,683	6,318		161	6,479	11,780	11,470		924	12,394	2,253	103,863		3,853	107,716
Total stock on hand	49,302		404	49,706	2,485			2,485	4,518						53,820		404	54,224

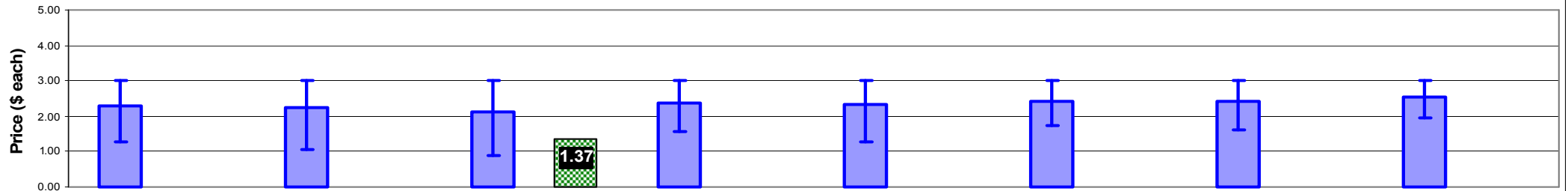
Weekly National Sales



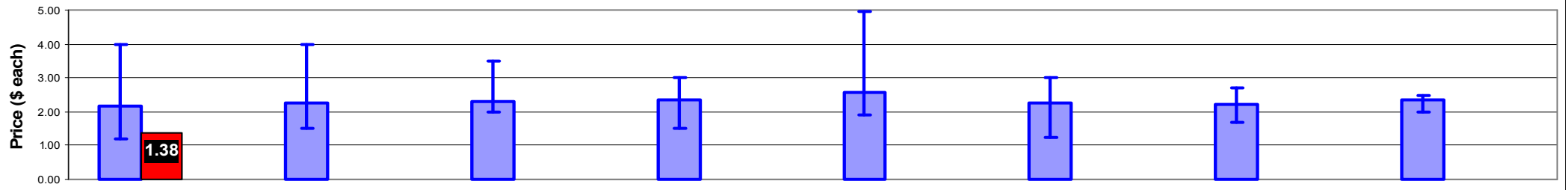
Average Avocado Retail Prices - Brisbane



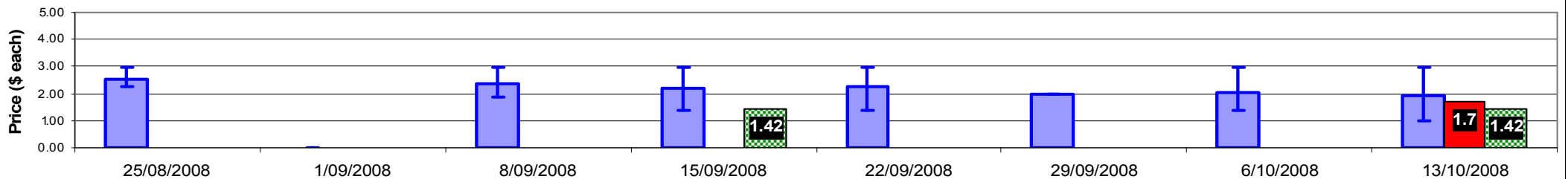
Average Avocado Retail Prices - Sydney



Average Avocado Retail Prices - Melbourne



Average Avocado Retail Prices - Perth



Date price data collected