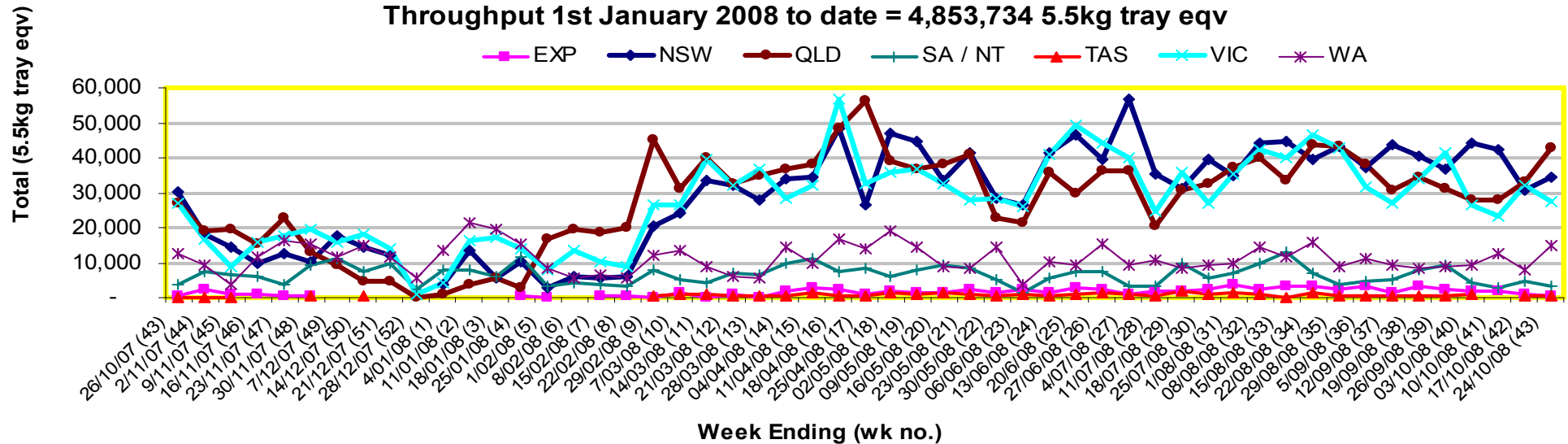


# INFOCADO WEEKLY REPORT: 18th—24th October 2008 (Wk 43)

Industry Dispatches 18th - 24th October 2008 (Wk 43)															
Dest. State	5.5kg <16	5.5kg 16	5.5kg 18	5.5kg 20	5.5kg 22	5.5kg 23	5.5kg 25	5.5kg 28	5.5kg 28+	5.5kg Total	Bulk 10Kg	P/PK Kg	Proc Kg	Other Kg	5.5Kg Eqv Trays All Total
EXP								178	110	288					288
NSW	45	1,560	5,212	7,438	2,288	3,338	3,778	2,136	391	26,186	3,877	5,676		800	34,412
QLD	1,127	2,537	7,042	8,963	467	6,663	4,879	2,424	142	34,244	3,838	8,567	497	270	42,919
SA / NT	8	92	183	1,015	57	630	471	278		2,734	399				3,459
TAS							445			445					445
VIC	99	3,879	6,452	3,888	361	3,934	1,885	1,312	51	21,861	2,802	3,560			27,603
WA		89	576	1,538		2,311	2,700	2,838	32	10,084	2,580				14,775
<b>Total</b>	<b>1,279</b>	<b>8,157</b>	<b>19,465</b>	<b>22,842</b>	<b>3,173</b>	<b>16,876</b>	<b>14,158</b>	<b>9,166</b>	<b>726</b>	<b>95,842</b>	<b>13,496</b>	<b>17,803</b>	<b>497</b>	<b>1,070</b>	<b>123,902</b>

**Throughput Australian avocados by destination State**  
Throughput 1st January 2008 to date = 4,853,734 5.5kg tray eqv



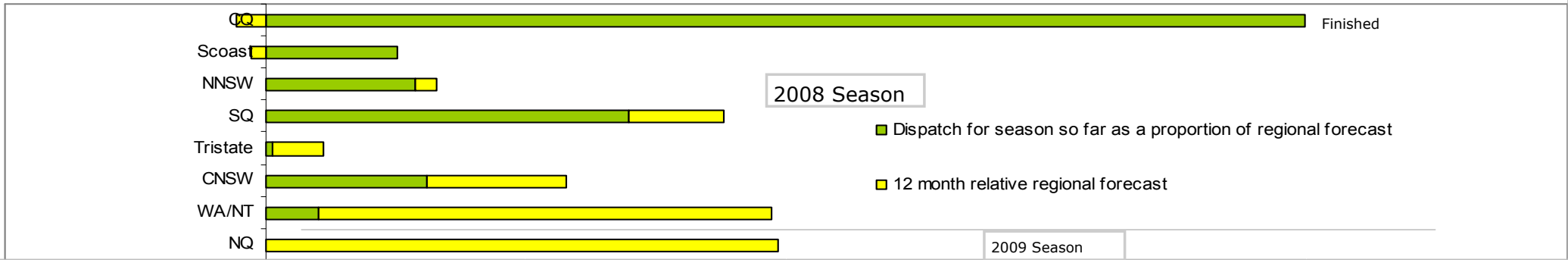
## Comments from the CEO

- Dispatches of Australian avocados were also higher than had been forecast for last week. This is a good timer therefore to remind everyone that you need to revisit your weekly forecasts every week and adjust as necessary for the coming weeks!
- Although overall sales and stock on hand were almost identical to last week Victorian sales were down by around 10,000 trays and NSW sales slightly up.

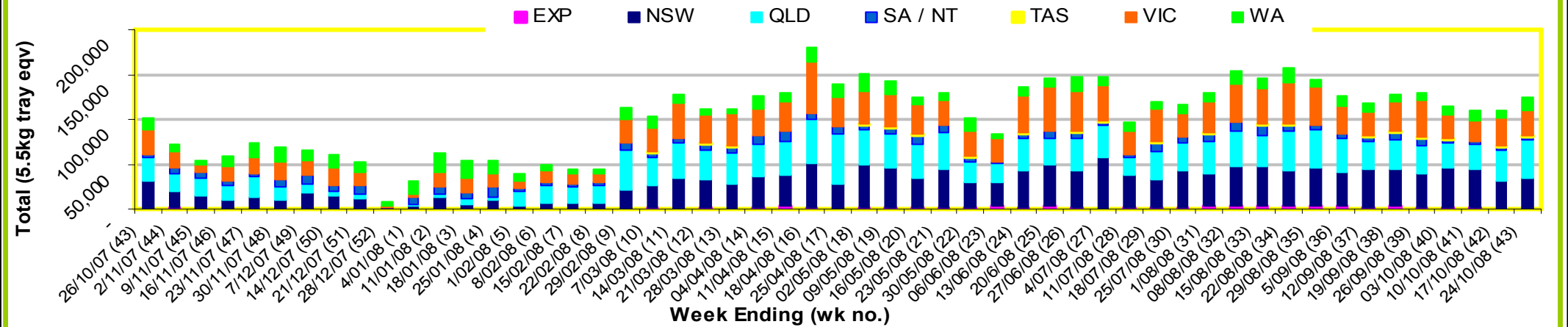




Percentage dispatched by region (Based on seasonal forecast - 2008)



Throughput Australian avocados by destination State  
Throughput 1st January 2008 to date = 4,853,734 5.5kg tray eqv



Week 43 contributors—Packhouses

- |                                      |                           |
|--------------------------------------|---------------------------|
| Advance Packing & Marketing Services | Midcoast Avocados         |
| Avonova                              | Mountain Fresh            |
| Avowest                              | Mt Binga Orchards Pty Ltd |
| Balmoral Orchard                     | Natures Fruit Company     |
| C F Fechner                          | One Harvest               |
| Chinoola Orchards                    | Perseverance Farming Co   |
| Chislett Developments Pty Ltd        | Rob Farnsworth Pty Ltd    |
| Coastal Avocados                     | Summerland HWNS           |
| DG & CJ Kafer                        | Sunfresh                  |
| Green Nugget Orchards                | Sunnyspot Packhouse PL    |
| Green Pear Avocado                   | Sunrise Avocados          |
| I & A Tolson                         | Tam MT Farm Management    |
| Jirel Holdings                       | Tenterfield Fruit Packers |
| Kulnura Ambrosia Avocados            | The Avocado Grove         |
| Merrinee Farms                       | WJ Row                    |

Week 43 contributors—Wholesalers

- |                                   |                                     |
|-----------------------------------|-------------------------------------|
| Allcrops Pty Ltd (Sydney)         | Murray Bros (Brisbane)              |
| Costa Exchange Trading (Adelaide) | Premier Fruits Pty Ltd (Brisbane)   |
| Dykes Bros (Melbourne)            | Premier Fruits Pty Ltd (Melbourne)  |
| Etherington (Perth)               | Romeos Marketing (Brisbane)         |
| Exotic Fruit Traders (Sydney)     | Sculli & Co Pty Ltd (Melbourne)     |
| Kelly's (Melbourne)               | The La Manna Group (Adelaide)       |
| Mercer Mooney (Perth)             | The La Manna Group (Brisbane)       |
| Moraitis (Melbourne)              | The La Manna Group (Melbourne)      |
| Moraitis (Sydney)                 | Tilbrook Marketing Pty Ltd (Sydney) |

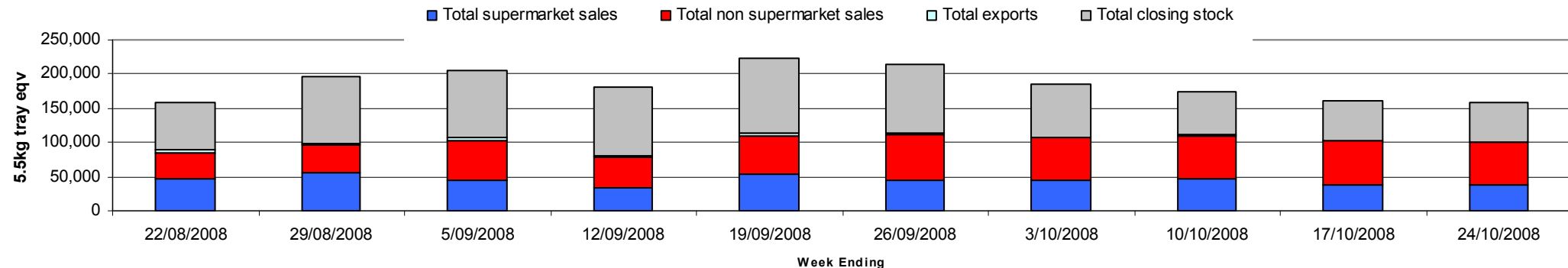
**Sales Report including Direct Sales from Packhouses, Wholesale Sales and Stock on Hand at Wholesale Level**

	Trays 5.5kg eqv (incl. Mod6 & P84)				Bulk 10kg Cartons					Pre-Pack Kg					Total (5.5kg eqv)			
	Hass	Shepard	Other	Total	Hass	Shepard	Other	Total	5.5kg eqv	Hass	Shepard	Other	Total	5.5kg eqv	Hass	Shepard	Other	Total
<b>NSW</b>																		
Total supermarket sales	6,237			6,237	119			119	216	5,676			5,676	1,032	7,485			7,485
Total non supermarket sales	20,312		88	20,400	2,584			2,584	4,698					25,010		88		25,098
Total exports																		
Total sales	26,549		88	26,637	2,703			2,703	4,915	5,676			5,676	1,032	32,495		88	32,583
Total stock on hand	5,511			5,511	375			375	682					6,193				6,193
<b>QLD</b>																		
Total supermarket sales	18,401			18,401	80			80	145	5,280			5,280	960	19,507			19,507
Total non supermarket sales	14,581		106	14,687			24	24	44					14,581		150		14,731
Total exports	288			288										288				288
Total sales	33,270		106	33,377	80		24	104	189	5,280			5,280	960	34,376		150	34,526
Total stock on hand	25,318			25,318			1	1	2					25,318		2		25,320
<b>SA &amp; TAS</b>																		
Total supermarket sales																		
Total non supermarket sales																		
Total exports																		
Total sales	4,539		808	5,347	667		33	700	1,273	121			121	22	5,774		868	6,642
Total stock on hand #																		
<b>VIC</b>																		
Total supermarket sales	5,412			5,412	468			468	851	3,432			3,432	624	6,887			6,887
Total non supermarket sales	8,431		949	9,380	581		47	628	1,142	12			12	2	9,489		1,034	10,524
Total exports																		
Total sales	13,843		949	14,792	1,049		47	1,096	1,993	3,444			3,444	626	16,376		1,034	17,410
Total stock on hand	10,409		108	10,517	803			803	1,460	13			13	2	11,871		108	11,979
<b>WA</b>																		
Total supermarket sales																		
Total non supermarket sales																		
Total exports																		
Total sales	7,133			7,133	1,706		29	1,735	3,155					10,234		53		10,287
Total stock on hand #																		
<b>TOTAL</b>																		
Total supermarket sales	34,864		25	34,889	667			667	1,213	14,509			14,509	2,638	38,715		25	38,740
Total non supermarket sales	50,181		1,926	52,107	5,538		133	5,671	10,311	12			12	2	60,252		2,168	62,420
Total exports	288			288											288			288
Total sales	85,333		1,951	87,285	6,205		133	6,338	11,524	14,521			14,521	2,640	99,255		2,193	101,448
Total stock on hand	50,083		536	50,619	3,921		25	3,946	7,175	115			115	21	57,233		581	57,815

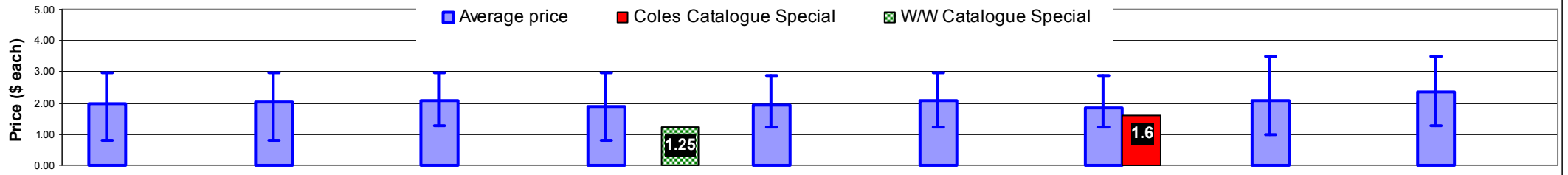
# Detail not included because currently not enough SA wholesale data in the system

# Detail not included because currently not enough WA wholesale data in the system

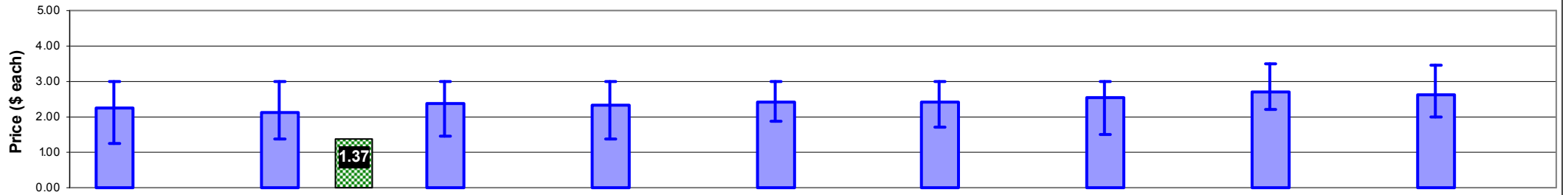
**Weekly National Sales**



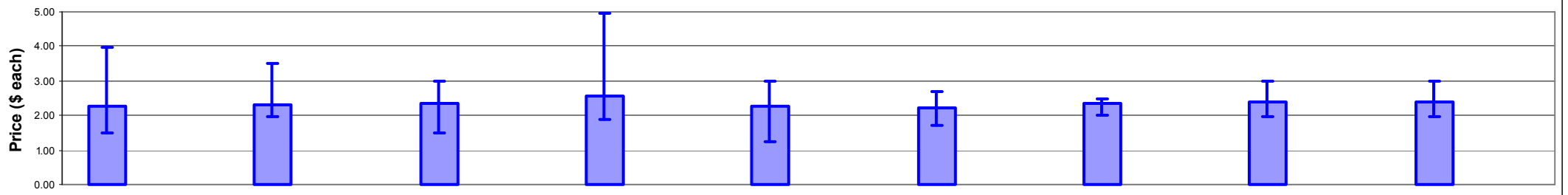
Average Avocado Retail Prices - Brisbane



Average Avocado Retail Prices - Sydney



Average Avocado Retail Prices - Melbourne



Average Avocado Retail Prices - Perth

