



INFOCADO WEEKLY REPORT

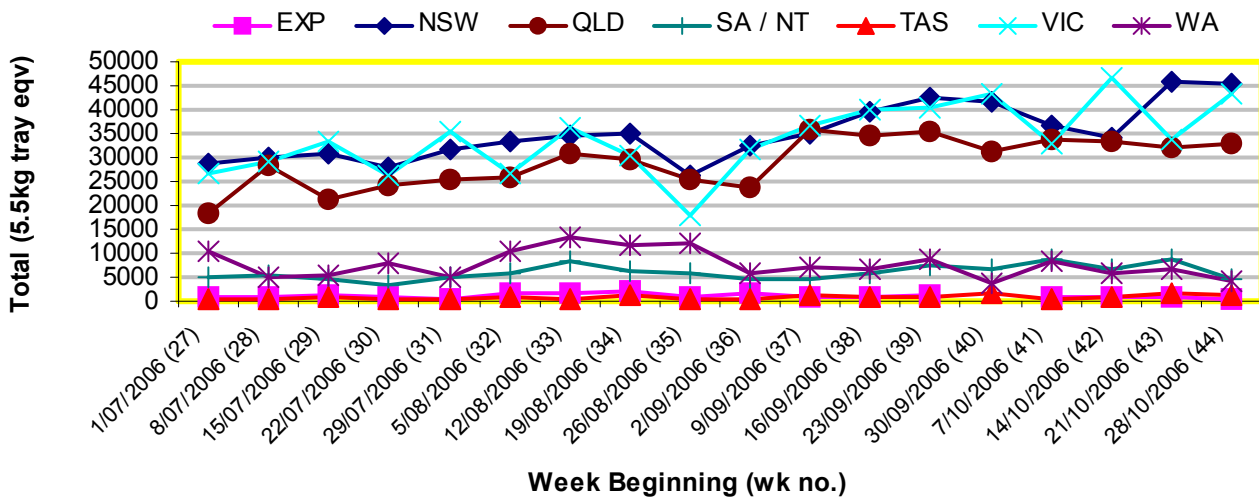
28th October to 3rd November 2006 (Wk 44)

Industry Dispatches 28th October to 3rd November (wk 44)

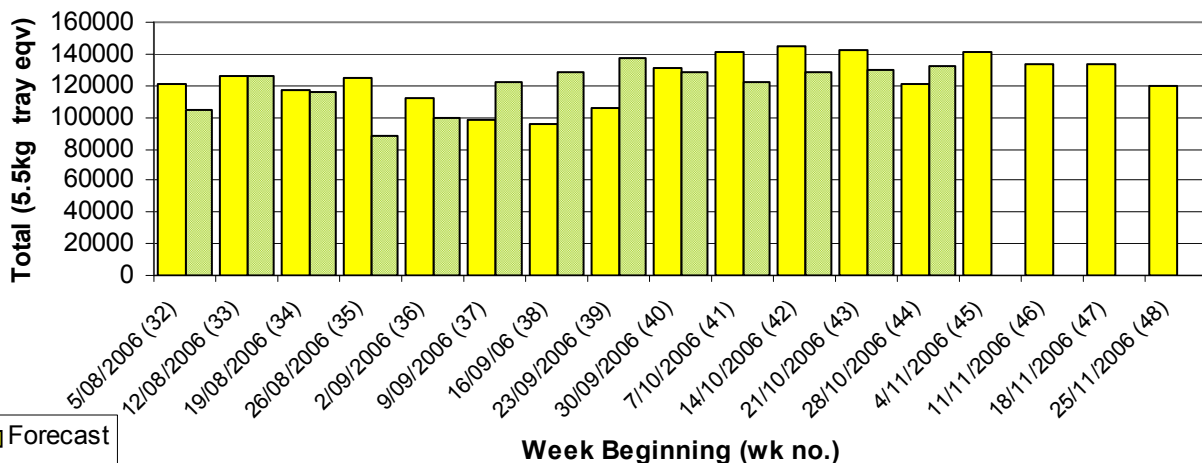
Dest. State	5.5K g	5.5Kg	5.5Kg	5.5Kg	5.5Kg	5.5Kg	5.5Kg	5.5Kg	5.5Kg	5.5Kg	Bulk	Oil	Other	P/PK	5.5Kg Eqv	
	<16	16	18	20	22	23	25	28	28+	Total					10Kg	Kg
EXP								50	301	98	449					449
NSW	55	1,437	5,313	9,557	2,115	9,236	7,860	3,225	1,318	40,116	3,006				45,581	
QLD	10	1,006	3,760	4,748	1,316	5,162	5,309	3,053	1,142	25,506	3,755	200	910	2,112	32,919	
SA / NT		22	324	1,137	212	756	951	401		3,803	407				4,543	
TAS		39	99	182		189	130	178	44	861	176				1,181	
VIC	34	1,995	5,565	8,864	1,624	7,894	6,133	2,520	1,333	35,962	3,673			4,752	43,504	
WA		8	36	172		686	886	496	413	2,697	456			2,550	3,990	
Total	99	4,507	15,097	24,660	5,267	23,923	21,319	10,174	4,348	109,394	11,473	200	910	9,414	132,167	

Throughput by Destination State

















Throughput 1st January to date = 4,676,280 5.5kg tray eqv



Dispatch vs weekly forecast for all varieties and all packs (5th August to 1st December)



Major Capital City Weather Report – week ahead

City	Tue	Wed	Thu	Fri	Public Hols	Upcoming school Hols
Brisbane	 26°	 26°	 26°	 26°	Xmas/Box Day 25-26 Dec	16 th Dec – 28 th Jan
Melbourne	 19°	 19°	 22°	 28°	TODAY—Melb Cup Xmas/Box Day 25-26 Dec	22 nd Dec—29 th Jan
Perth	 25°	 24°	 23°	 21°	Xmas/Box Day 25-26 Dec	15 th Dec – 30 th Jan
Sydney	 20°	 21°	 21°	 23°	Xmas/Box Day 25-26 Dec	22 nd Dec – 28 th Jan

Dispatch Data (Week 44—begin 28/10/06)

Variety	5.5KgTrays	Bulk	Oil	Other	P/PK	5.5Kg Eqv All
	Total	10Kg	Kg	Kg	Kg	Tray
Hass	63,370	11,355	200	910	9,414	85,929
Hass NZ	43,967					43,967
Lamb Hass	714	16				743
Sharwil	1,071	98				1,249
Wurtz	272	4				279
Week Total	109,394	11,473	200	910	9,414	132,167

Week 44 contributors

Avocado Industry Council (NZAGA)
 Avonova
 Avowest
 Balmoral Orchard
 C F Fechner
 Chinola Orchards
 Chislett Developments Pty Ltd
 Coastal Avocados
 Green Nugget Orchards
 Green Pear Avocado
 Green Pigeon Orchards
 Kulnura Ambrosia Avocados
 KV & JM Lehmann
 Mariners Rest
 Merrinee Farms
 Midcoast Avocados
 Natures Fruit Company
 One Harvest
 RM & KL Cornwall
 Rob Farnsworth Pty Ltd
 Summerland House With No Steps
 Sunfresh
 Sunnyspot Packhouse
 Tenterfield Fruit Packers
 Trevor Brennan
 Vitor Marketing Pty Ltd
 WJ Row

Forecast Data (Week 44—48)

Variety	5.5Kg	Bulk	Oil	Other	P/Pk	5.5Kg Eqv All
	Tray	10Kg	Kg	Kg	Kg	Tray
Week 44—begin 28/10/06						
Gwen	164	38				233
Hass	71,008	7,437	3,600	1,050	8,500	85,375
Hass NZ	31,928					31,928
Lamb Hass	800	105				991
Sharwil	20					20
Wurtz	500					500
Week Total	104,420	7,580	3,600	1,050	8,500	120,593
Week 45—begin 4/11/06						
Gwen	10	2				14
Hass	69,209	8,803	3,600	1,050	9,050	86,060
Hass NZ	51,590					51,590
Lamb Hass	974	116				1,185
Sharwil	200					200
Week Total	121,983	8,921	3,600	1,050	9,050	140,694
Week 46—begin 11/11/06						
Hass	61,424	7,756	2,200	1,050	8,400	76,117
Hass NZ	55,819					55,819
Lamb Hass	200					200
Sharwil	200					200
Week Total	117,643	7,756	2,200	1,050	8,400	133,863
Week 47—begin 18/11/06						
Gwen	125	10				143
Hass	57,834	7,006	2,200	900	8,400	71,136
Hass NZ	60,389					60,389
Week Total	118,348	7,016	2,200	900	8,400	133,195
Week 48—begin 25/11/06						
Gwen	125	10				143
Hass	45,880	5,483	1,500	750	6,800	56,258
Hass NZ	61,949					61,949
Week Total	107,954	5,493	1,500	750	6,800	119,587

For more detailed reports please go to www.avocado.org.au and login to Infocado. Instructions on accessing reports are available in your Infocado Information kit under 'Retrieving information'

*For further assistance please contact: Joanna Embry,
 Ph: 07 3391 2344, Email:*

You may wish to print a copy of this report and insert it into the 'reports' section of your Infocado Information Kit