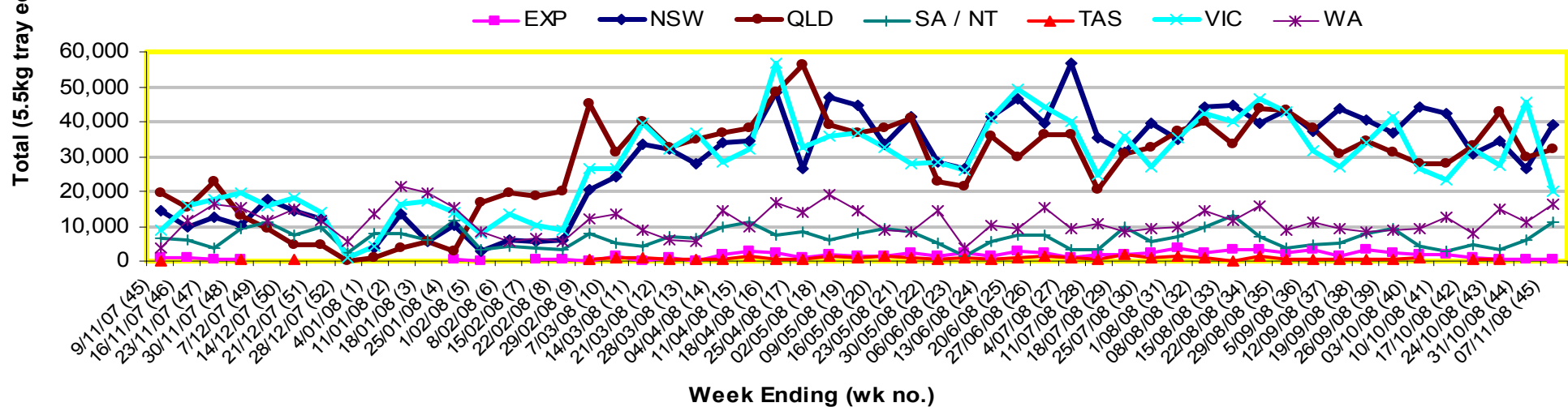


INFOCADO WEEKLY REPORT: 1st - 7th November 2008 (Wk 45)

Industry Dispatches 1st - 7th November 2008 (Wk 45)

Dest. State	5.5kg									5.5kg Total	Bulk 10Kg	P/PK Kg	Other Kg	5.5Kg Eqv Trays All Total
	<16	16	18	20	22	23	25	28	28+					
EXP								151	137	288				288
NSW	494	3,144	6,051	6,954	998	3,928	4,588	2,561	534	29,252	5,333	256	1,000	39,177
QLD	258	981	3,698	5,381	206	5,220	5,216	2,595	55	23,610	4,202	5,384	310	32,285
SA / NT	86	222	228	5,022	83	1,409	1,026	1,023	72	9,171	851	3,000		11,263
VIC	104	1,819	4,524	3,551	362	2,927	1,357	1,089	12	15,745	2,344			20,007
WA		337	1,304	2,289		3,898	2,718	1,650		12,196	1,791	4,920		16,347
Total	942	6,503	15,805	23,197	1,649	17,382	14,905	9,069	810	90,262	14,521	13,560	1,310	119,367

Throughput Australian avocados by destination State
Throughput 1st January 2008 to date = 5,099,509 5.5kg tray eqv

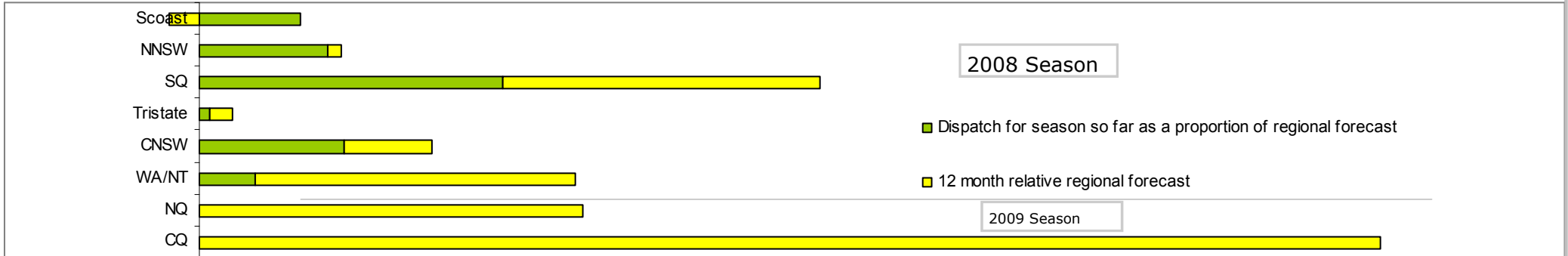


Comments from the CEO

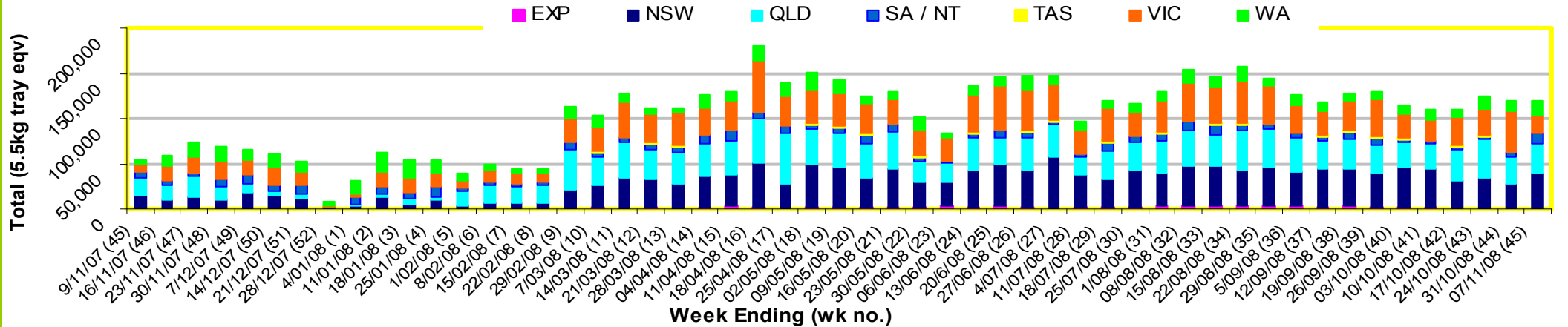
- Total dispatches of Australian fruit have remained relatively high despite earlier forecasts and with the increased quantities of New Zealand fruit on the market this has started to impact on price. This is not surprising remembering that there is always a sorting out period when Australian and NZ fruit are available at the same time
- Once again there was a significant discrepancy between forecasts and dispatch figures for last week. Packhouses will be receiving a one page individual report within the next couple of weeks to alert you as to how effectively you've been forecasting on a weekly and monthly basis over the past season.
- This week we can see some higher retail prices than in the recent past which may be affecting clearance of fruit out of the system. This seems to be consistent with the slightly higher stock on hand at the wholesale level in the last week.



Percentage dispatched by region (Based on seasonal forecast - 2008)



Throughput Australian avocados by destination State
Throughput 1st January 2008 to date = 5,099,509 5.5kg tray eqv



Week 45 contributors—Packhouses

- | | |
|-------------------------------|---------------------------|
| APMS | Kulnura Ambrosia Avocados |
| Avonova | Mariners Rest |
| Avowest | Merrinee Farms |
| Balmoral Orchard | Midcoast Avocados |
| C F Fechner | Mt Binga Orchards Pty Ltd |
| Chinoola Orchards | Natures Fruit Company |
| Chislett Developments Pty Ltd | Perseverance Farming Co |
| Coastal Avocados | Rob Farnsworth Pty Ltd |
| Delroy Orchards | Summerland HWNS |
| DG & CJ Kafer | Sunfresh |
| Googa Farms | Sunnyspot Packhouse PL |
| Green Nugget Orchards | Sunrise Avocados |
| Green Pear Avocado | Tam MT Farm Management |
| I & A Tolson | Tenterfield Fruit Packers |
| Jirel Holdings | WJ Row |

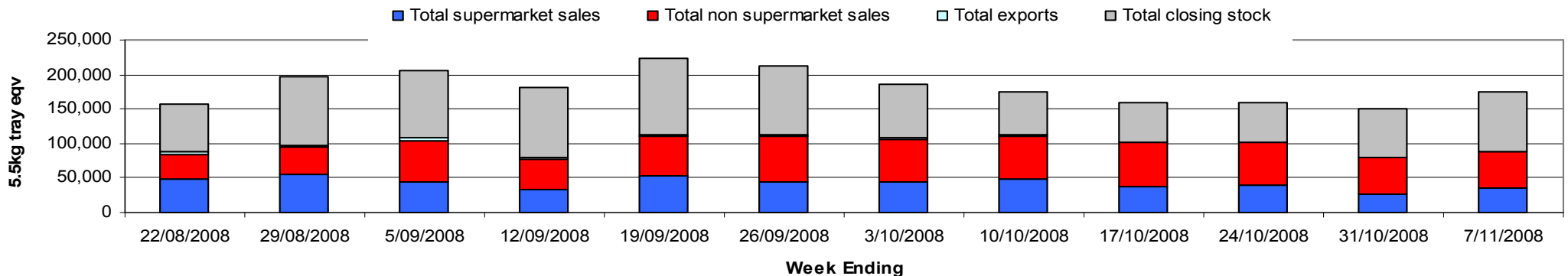
Week 45 contributors—Wholesalers

- | | |
|-----------------------------------|------------------------------------|
| Allcrops Pty Ltd (Sydney) | Murray Bros (Brisbane) |
| Costa Exchange Trading (Adelaide) | Premier Fruits Pty Ltd (Brisbane) |
| Dykes Bros (Melbourne) | Premier Fruits Pty Ltd (Melbourne) |
| Etherington (Perth) | Romeos Marketing (Brisbane) |
| Exotic Fruit Traders (Sydney) | Sculli & Co Pty Ltd (Melbourne) |
| Kelly's (Melbourne) | The La Manna Group (Adelaide) |
| Mercer Mooney (Perth) | The La Manna Group (Brisbane) |
| Moraitis (Sydney) | The La Manna Group (Melbourne) |

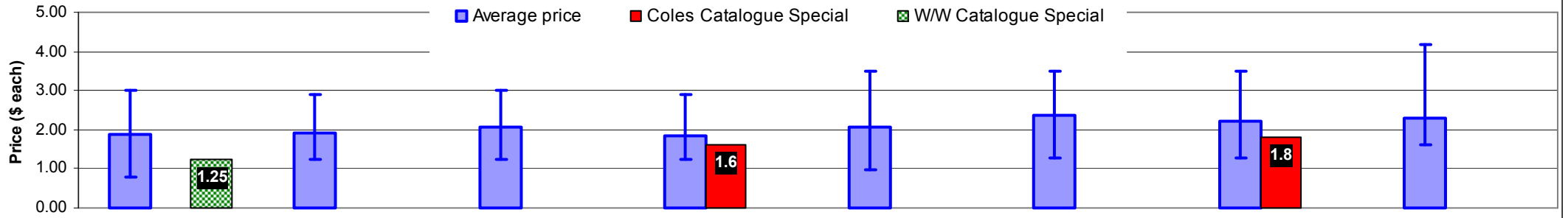
Sales Report including Direct Sales from Packhouses, Wholesale Sales and Stock on Hand at Wholesale Level

	Trays 5.5kg eqv (incl. Mod6 & P84)				Bulk 10kg Cartons					Pre-Pack Kg					Total (5.5kg eqv)								
	Hass	Shepard	Other	Total	Hass	Shepard	Other	Total	5.5kg eqv	Hass	Shepard	Other	Total	5.5kg eqv	Hass	Shepard	Other	Total					
NSW																							
Total supermarket sales	8,265			57	8,322	1,243			6	1,249	2,271							10,525			68	10,593	
Total non supermarket sales	15,637				15,637	1,686				1,686	3,065							18,702				18,702	
Total exports	234				234													234				234	
Total sales	24,136			57	24,193	2,929			6	2,935	5,336							29,462			68	29,530	
Total stock on hand	10,268				10,268	330				330	600							10,868				10,868	
QLD																							
Total supermarket sales	13,827				13,827													13,827				13,827	
Total non supermarket sales	14,415			8	14,423				11	11	20							14,415			28	14,443	
Total exports	288				288													288				288	
Total sales	28,530			8	28,538				11	11	20							28,530			28	28,558	
Total stock on hand	32,400			8	32,408													32,400			8	32,408	
SA & TAS																							
Total supermarket sales	# Detail not included because currently not enough SA wholesale data in the system																						
Total non supermarket sales	# Detail not included because currently not enough SA wholesale data in the system																						
Total exports	# Detail not included because currently not enough SA wholesale data in the system																						
Total sales	7,098			151	7,249	592				592	1,076	3,120					3,120	567	8,742				
Total stock on hand #																							
VIC																							
Total supermarket sales	966				966	221				221	402							1,368				1,368	
Total non supermarket sales	6,928			198	7,126	675				675	1,227							8,155			198	8,353	
Total exports																							
Total sales	7,894			198	8,092	896				896	1,629							9,523			198	9,721	
Total stock on hand	21,490			809	22,299	1,734				1,734	3,153							24,643			809	25,452	
WA																							
Total supermarket sales	# Detail not included because currently not enough WA wholesale data in the system																						
Total non supermarket sales	# Detail not included because currently not enough WA wholesale data in the system																						
Total exports	# Detail not included because currently not enough WA wholesale data in the system																						
Total sales	9,120				9,120	1,164				1,164	2,116	4,920					4,920	895	12,131			12,131	
Total stock on hand #																							
TOTAL																							
Total supermarket sales	31,768			103	31,871	1,492			6	1,498	2,724	8,040			8,040			1,462	35,942			114	36,056
Total non supermarket sales	44,489			311	44,800	4,089			11	4,100	7,455							51,923			331	52,254	
Total exports	522				522													522				522	
Total sales	76,778			414	77,192	5,581			17	5,598	10,178	8,040			8,040			1,462	88,388			445	88,832
Total stock on hand	75,042			1,832	76,874	4,869			27	4,896	8,902	152			152			28	83,923			1,881	85,804

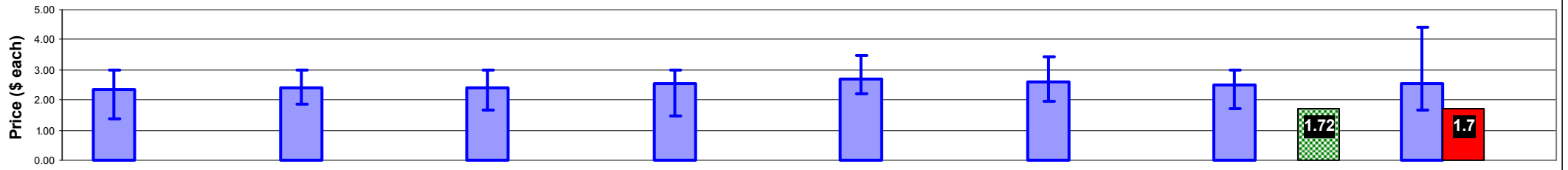
Weekly National Sales



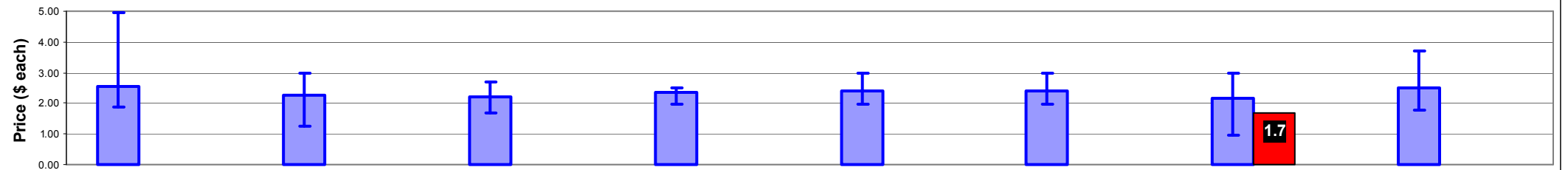
Average Avocado Retail Prices - Brisbane



Average Avocado Retail Prices - Sydney



Average Avocado Retail Prices - Melbourne



Average Avocado Retail Prices - Perth

