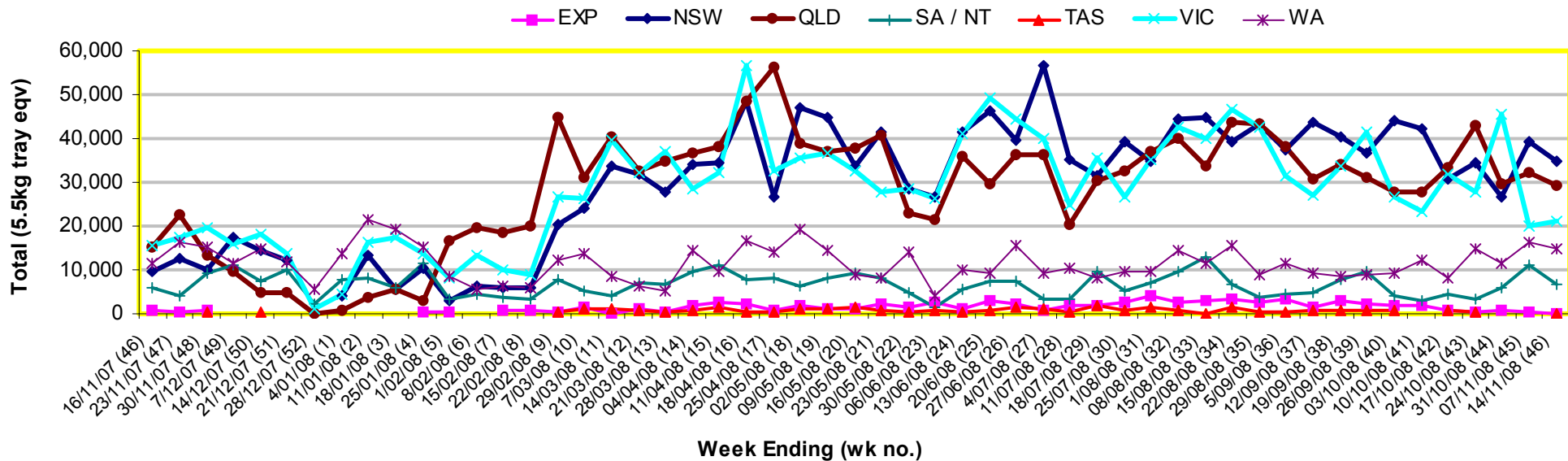


INFOCADO WEEKLY REPORT: 8th - 14th November 2008 (Wk 46)

Industry Dispatches 8th - 14th November 2008 (Wk 46)

Dest. State	5.5kg									5.5kg Total	Bulk 10Kg	P/PK Kg	Proc Kg	Other Kg	5.5Kg Eqv Trays All Total	
	<16	16	18	20	22	23	25	28	28+							
EXP								54	90	144						144
NSW	796	2,235	3,670	4,962	306	4,330	4,194	3,288	533	24,314	5,637	256			400	34,683
QLD	431	1,140	4,617	5,325	215	6,690	5,721	1,469	63	25,671	1,726		1,300	1,409		29,301
SA / NT	9	95	283	1,954	53	1,454	1,143	823		5,814	558					6,829
TAS		7	16	25		18	6	2		74	2					78
VIC	553	2,419	4,856	3,451	328	2,752	1,531	1,498	22	17,410	2,057	128				21,173
WA		435	1,515	3,465		2,419	3,371	1,544		12,749	505	5,380				14,645
Total	1,789	6,331	14,957	19,182	902	17,663	15,966	8,678	708	86,176	10,485	5,764	1,300	1,809	106,853	

Throughput Australian avocados by destination State
Throughput 1st January 2008 to date = 5,206,361 5.5kg tray eqv




Comments from the CEO

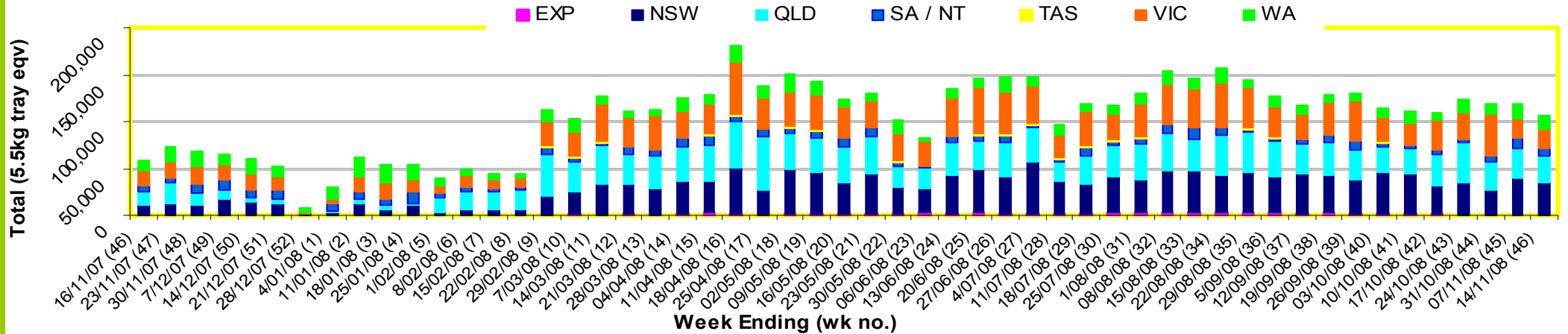
- More NZ fruit is now moving directly into the two major supermarket chains
- Australian fruit is still being sold directly and through the wholesale market into Woolworths and Coles in both the Eastern states and WA. This combined volume can be seen on the graph on page four of this report.
- Retail pricing this week has tightened ie. The price spread is now smaller than the last few weeks.



Percentage dispatched by region (Based on seasonal forecast - 2008)



Throughput Australian avocados by destination State
Throughput 1st January 2008 to date = 5,206,361 5.5kg tray eqv



Week 46 contributors—Packhouses

- | | |
|--------------------------------------|---------------------------|
| Advance Packing & Marketing Services | Merrinee Farms |
| Avonova | Midcoast Avocados |
| Avowest | Mt Binga Orchards Pty Ltd |
| Balmoral Orchard | Natures Fruit Company |
| C F Fechner | Perseverance Farming Co |
| Chinoola Orchards | Rob Farnsworth Pty Ltd |
| Chislett Developments Pty Ltd | Summerland HWNS |
| Coastal Avocados | Sunfresh |
| DG & CJ Kafer | Sunnyspot Packhouse PL |
| Green Nugget Orchards | Sunrise Avocados |
| Green Pear Avocado | Tam MT Farm Management |
| I & A Tolson | WJ Row |
| Jirel Holdings | |

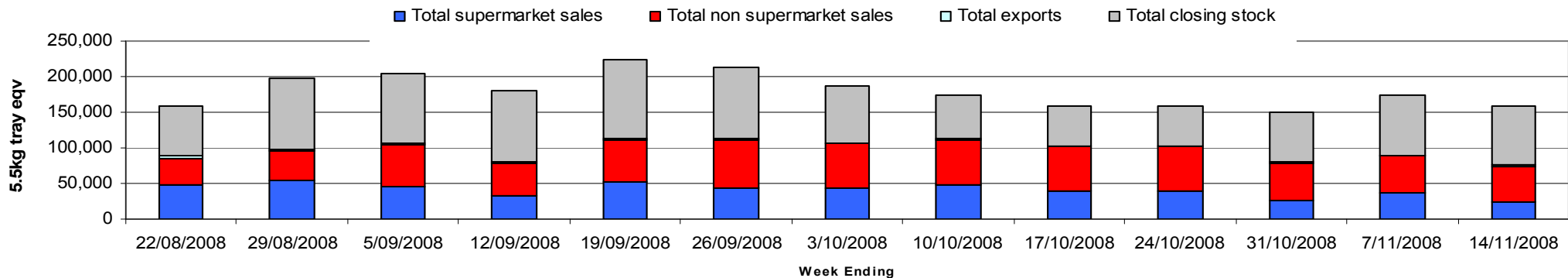
Week 46 contributors—Wholesalers

- | | |
|-------------------------------|---------------------------------------|
| Allcrops Pty Ltd (Sydney) | Premier Fruits Pty Ltd (Brisbane) |
| Barkers (Melbourne) | Quality Produce International (Perth) |
| Dykes Bros (Melbourne) | Romeos Marketing (Brisbane) |
| Etherington (Perth) | Sculli & Co Pty Ltd (Melbourne) |
| Exotic Fruit Traders (Sydney) | The La Manna Group (Adelaide) |
| Kelly's (Melbourne) | The La Manna Group (Brisbane) |
| Mercer Mooney (Perth) | The La Manna Group (Melbourne) |
| Moraitis (Sydney) | United Fresh (Adelaide) |
| Murray Bros (Brisbane) | |

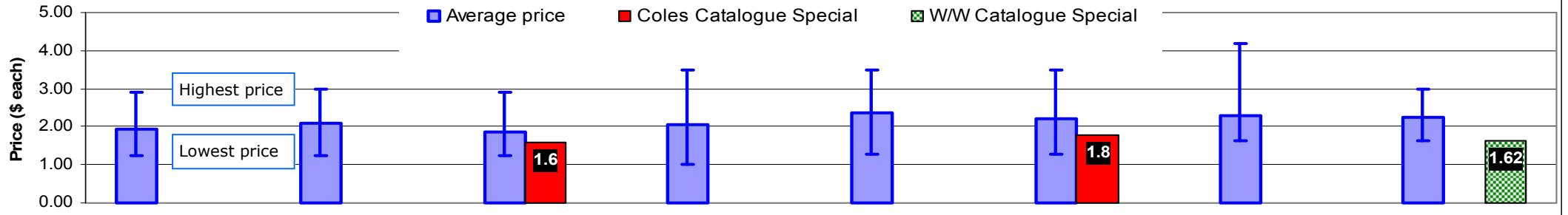
Sales Report including Direct Sales from Packhouses, Wholesale Sales and Stock on Hand at Wholesale Level

	Trays 5.5kg eqv (incl. Mod6 & P84)				Bulk 10kg Cartons					Pre-Pack Kg					Total (5.5kg eqv)			
	Hass	Shepard	Other	Total	Hass	Shepard	Other	Total	5.5kg eqv	Hass	Shepard	Other	Total	5.5kg eqv	Hass	Shepard	Other	Total
NSW																		
Total supermarket sales	137		200	337	35		34	69	125						201		262	462
Total non supermarket sales	18,024			18,024	1,919			1,919	3,489						21,513			21,513
Total exports																		
Total sales	18,161		200	18,361	1,954		34	1,988	3,615						21,714		262	21,976
Total stock on hand	14,354			14,354	559			559	1,016						15,370			15,370
QLD																		
Total supermarket sales	15,893		539	16,433	70		46	116	211						16,021		623	16,644
Total non supermarket sales	14,233			14,233	14			14	25						14,258			14,258
Total exports	144			144											144			144
Total sales	30,270		539	30,810	84		46	130	236						30,423		623	31,046
Total stock on hand	30,422			30,422											30,422			30,422
SA & TAS																		
Total supermarket sales	# Detail not included because currently not enough SA/TAS wholesale data in the																	
Total non supermarket sales	# Detail not included because currently not enough SA/TAS wholesale data in the																	
Total exports	# Detail not included because currently not enough SA/TAS wholesale data in the																	
Total sales	3,143		446	3,589	450		7	457	831						3,961		459	4,420
Total stock on hand #	# Detail not included because currently not enough SA/TAS wholesale data in the																	
VIC																		
Total supermarket sales	879			879	311			311	565						1,444			1,444
Total non supermarket sales	4,883		397	5,280	494			494	898	12			12	2	5,783		397	6,180
Total exports																		
Total sales	5,762		397	6,159	805			805	1,464	12			12	2	7,227		397	7,624
Total stock on hand	17,206		712	17,918	1,579			1,579	2,871						20,077		712	20,789
WA																		
Total supermarket sales	# Detail not included because currently not enough WA wholesale data in the system																	
Total non supermarket sales	# Detail not included because currently not enough WA wholesale data in the system																	
Total exports	# Detail not included because currently not enough WA wholesale data in the system																	
Total sales	7,241		32	7,273	1,189		59	1,248	2,269	2,880			2,880	524	9,927		139	10,066
Total stock on hand #	# Detail not included because currently not enough WA wholesale data in the system																	
TOTAL																		
Total supermarket sales	20,577		739	21,317	598		80	678	1,233	2,880			2,880	524	22,188		885	23,073
Total non supermarket sales	43,856		875	44,731	3,884		66	3,950	7,182	12			12	2	50,920		995	51,915
Total exports	144			144											144			144
Total sales	64,577		1,614	66,191	4,482		146	4,628	8,415	2,892			2,892	526	73,252		1,880	75,132
Total stock on hand	72,117		1,706	73,823	4,868		74	4,942	8,985						80,967		1,841	82,808

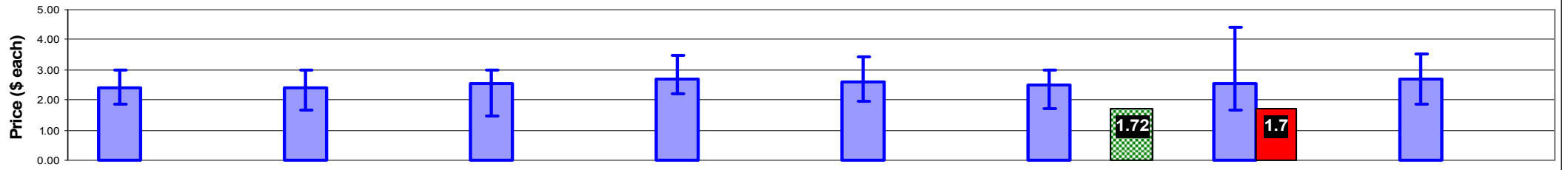
Weekly National Sales



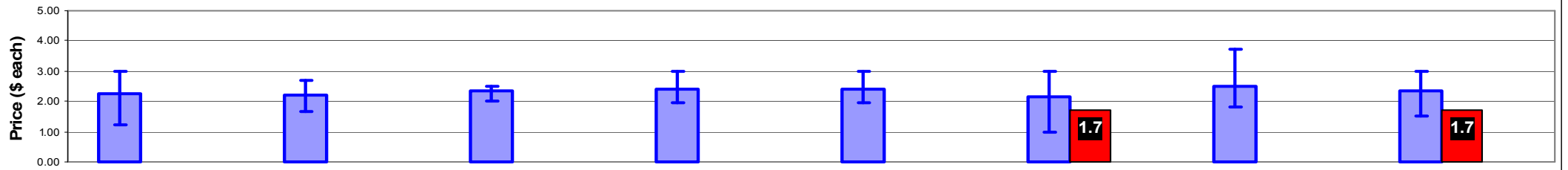
Average Avocado Retail Prices - Brisbane



Average Avocado Retail Prices - Sydney



Average Avocado Retail Prices - Melbourne



Average Avocado Retail Prices - Perth

