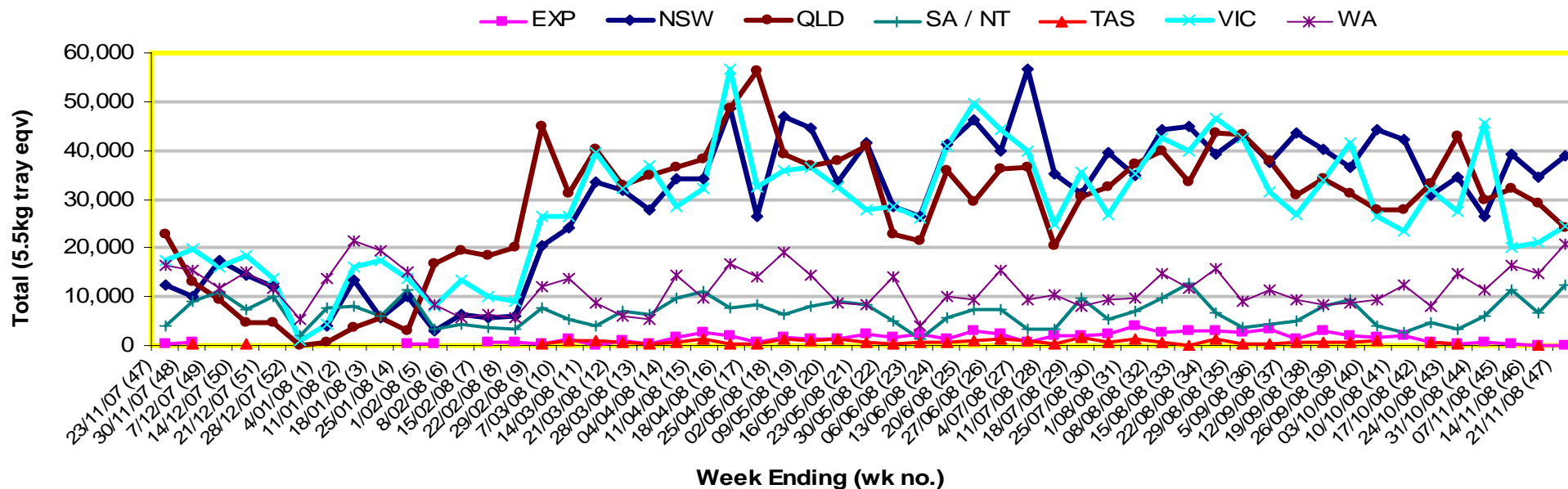


INFOCADO WEEKLY REPORT: 15th - 21st November 2008 (Wk 47)

Industry Dispatches 15th - 21st November 2008 (Wk 47)

Dest. State	5.5kg										5.5kg Total	Bulk 10Kg	P/PK Kg	Proc Kg	Other Kg	5.5Kg Eqv Trays All Total
	<16	16	18	20	22	23	25	28	28+							
EXP									67	77	144					144
NSW	854	3,045	5,798	7,415	940	4,490	4,104	2,652	301		29,599	4,666	4,752		200	38,983
QLD	167	664	3,393	3,834	607	3,292	3,849	1,918	57		17,781	2,714	5,984	531	840	24,054
SA / NT	10	63	1,066	3,028	41	3,253	1,476	1,735			10,672	721	2,000			12,347
VIC	36	941	4,794	7,129	238	2,641	3,231	1,956			20,966	1,980				24,566
WA		315	1,229	3,811		1,863	3,821	2,224			13,263	3,001	12,000			20,901
Total	1,067	5,028	16,280	25,217	1,826	15,539	16,481	10,552	435		92,425	13,082	24,736	531	1,040	120,994

Throughput Australian avocados by destination State
Throughput 1st January 2008 to date = 5,327,358 5.5kg tray eqv

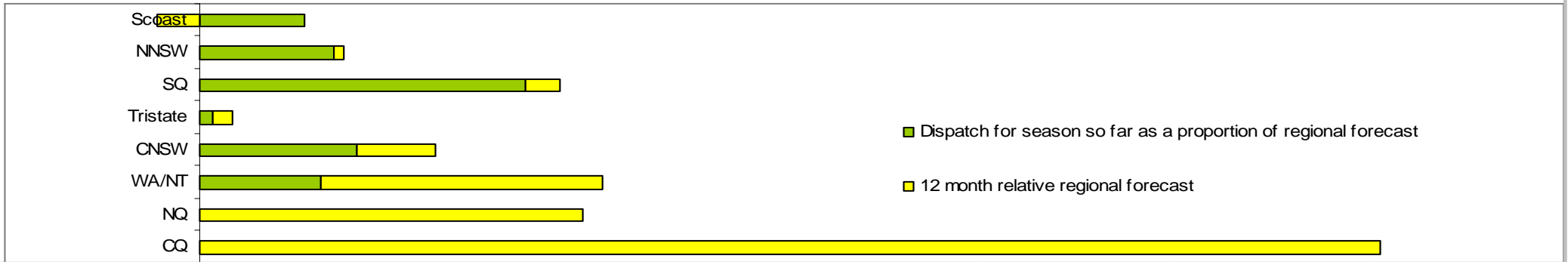


Comments from the CEO

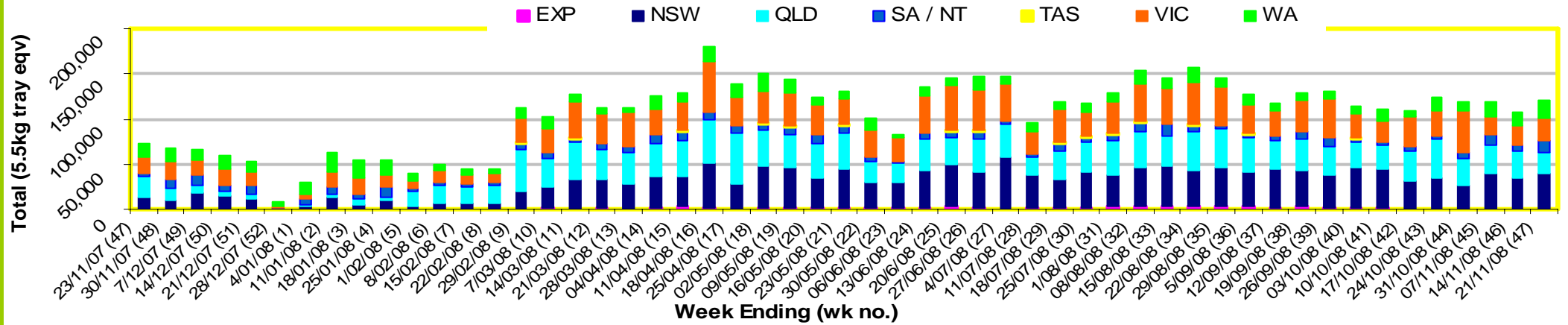
- Retail prices remain relatively stable at an average of \$2 - \$2.50 across all four capital cities.
- The proportion of supermarket sales for Australian fruit continues to be lower than independent sales.
- During the month of October New Zealand fruit entered the market in a substantial way, with a slightly higher 222,000 trays being placed into the Australian market.
- Dispatches were up the equivalent of 16,000 trays on this weeks forecast.



Percentage dispatched by region (Based on seasonal forecast - 2008)



Throughput Australian avocados by destination State
Throughput 1st January 2008 to date = 5,327,358 5.5kg tray eqv



Week 47 contributors—Packhouses

- | | |
|--------------------------------------|---------------------------|
| Advance Packing & Marketing Services | Mt Binga Orchards Pty Ltd |
| Avonova | Natures Fruit Company |
| Avowest | One Harvest |
| Balmoral Orchard | Perseverance Farming Co |
| C F Fechner | Rob Farnsworth Pty Ltd |
| Chinoola Orchards | Summerland HWNS |
| Chislett Developments Pty Ltd | Sunfresh |
| Coastal Avocados | Sunnyspot Packhouse PL |
| Delroy Orchards | Sunrise Avocados |
| Green Nugget Orchards | Tam MT Farm Management |
| Green Pear Avocado | Tenterfield Fruit Packers |
| Jirel Holdings | WJ Row |
| Midcoast Avocados | |

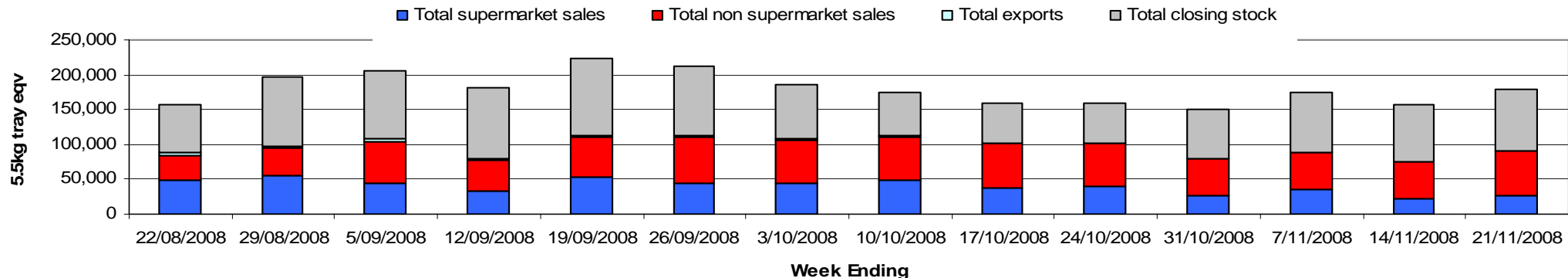
Week 47 contributors—Wholesalers

- | | |
|-----------------------------------|---------------------------------------|
| Allcrops Pty Ltd (Sydney) | Premier Fruits Pty Ltd (Brisbane) |
| Costa Exchange Trading (Adelaide) | Quality Produce International (Perth) |
| Dykes Bros (Melbourne) | Romeos Marketing (Brisbane) |
| Etherington (Perth) | Sculli & Co Pty Ltd (Melbourne) |
| Exotic Fruit Traders (Sydney) | The La Manna Group (Adelaide) |
| Kelly's (Melbourne) | The La Manna Group (Brisbane) |
| Mercer Mooney (Perth) | The La Manna Group (Melbourne) |
| Moraitis (Sydney) | United Fresh (Adelaide) |
| Murray Bros (Brisbane) | |

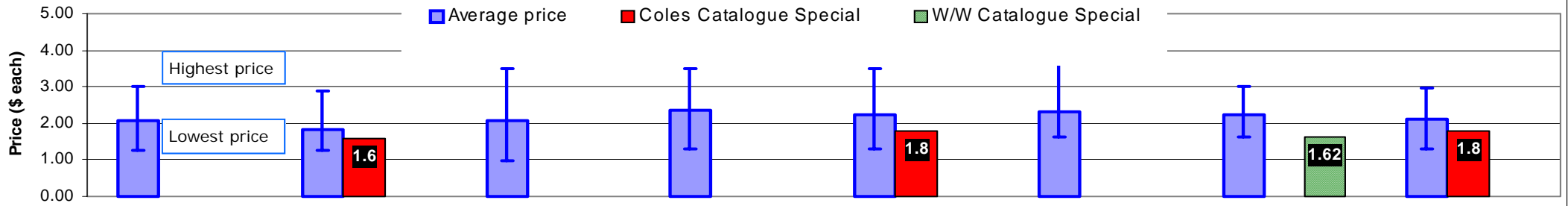
Sales Report including Direct Sales from Packhouses, Wholesale Sales and Stock on Hand at Wholesale Level

	Trays 5.5kg eqv (incl. Mod6 & P84)				Bulk 10kg Cartons					Pre-Pack Kg					Total (5.5kg eqv)				
	Hass	Shepard	Other	Total	Hass	Shepard	Other	Total	5.5kg eqv	Hass	Shepard	Other	Total	5.5kg eqv	Hass	Shepard	Other	Total	
NSW																			
Total supermarket sales								37	37	67	4,752			4,752	864	864		67	931
Total non supermarket sales	23,371			23,371	2,151			2,151	3,911						27,282			27,282	
Total exports																			
Total sales	23,371			23,371	2,151		37	2,188	3,978	4,752			4,752	864	28,146		67	28,213	
Total stock on hand	16,090			16,090	1,086			1,086	1,975						18,065			18,065	
QLD																			
Total supermarket sales	6,126		362	6,488			62	62	113	4,884			4,884	888	7,014		475	7,489	
Total non supermarket sales	15,664			15,664	12			12	22						15,686			15,686	
Total exports	144			144											144			144	
Total sales	21,935		362	22,297	12		62	74	135	4,884			4,884	888	22,844		475	23,319	
Total stock on hand	32,314			32,314											32,314			32,314	
SA & TAS																			
Total supermarket sales	5,616		36	5,652						2,097			2,097	381	5,997		36	6,033	
Total non supermarket sales	5,344		721	6,065	620		18	638	1,160						6,471		754	7,225	
Total exports																			
Total sales	10,960		757	11,717	620		18	638	1,160	2,097			2,097	381	12,469		790	13,259	
Total stock on hand #	7,010		169	7,179	1,207			1,207	2,195	42			42	8	9,212		169	9,381	
VIC																			
Total supermarket sales	7,635			7,635	93			93	169						7,804			7,804	
Total non supermarket sales	6,544		1,190	7,734	263			263	478	12			12	2	7,024		1,190	8,214	
Total exports																			
Total sales	14,179		1,190	15,369	356			356	647	12			12	2	14,828		1,190	16,018	
Total stock on hand	12,425	27	545	12,997	1,626			1,626	2,956	12			12	2	15,384	27	545	15,956	
WA																			
Total supermarket sales	2,038			2,038						12,000			12,000	2,182	4,219			4,219	
Total non supermarket sales	3,855		68	3,923	1,215		98	1,313	2,387						6,064		246	6,310	
Total exports																			
Total sales	5,893		68	5,961	1,215		98	1,313	2,387	12,000			12,000	2,182	10,284		246	10,530	
Total stock on hand #	7,489		309	7,798	2,443		16	2,459	4,471						11,931		338	12,269	
TOTAL																			
Total supermarket sales	21,415		398	21,813	93		99	192	349	23,733			23,733	4,315	25,899		578	26,477	
Total non supermarket sales	54,778		1,979	56,757	4,261		116	4,377	7,958	12			12	2	62,528		2,190	64,718	
Total exports	144			144											144			144	
Total sales	76,337		2,377	78,714	4,354		215	4,569	8,307	23,745			23,745	4,317	88,571		2,768	91,339	
Total stock on hand	75,328	27	1,023	76,378	6,362		16	6,378	11,596	54			54	10	86,905	27	1,052	87,984	

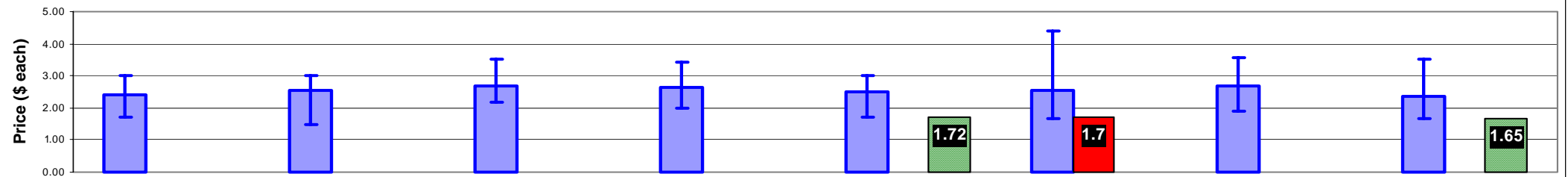
Weekly National Sales



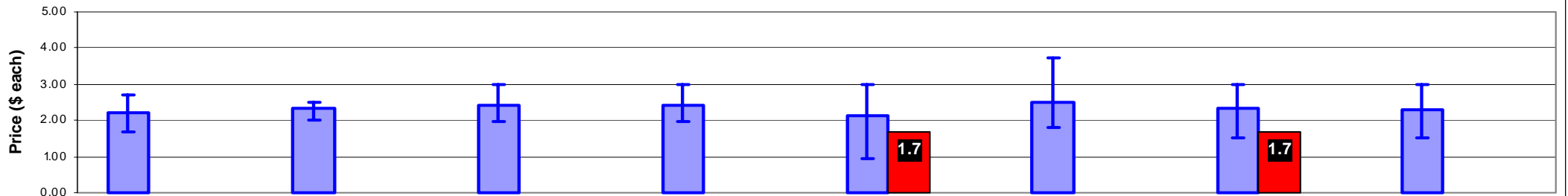
Average Avocado Retail Prices - Brisbane



Average Avocado Retail Prices - Sydney



Average Avocado Retail Prices - Melbourne



Average Avocado Retail Prices - Perth

