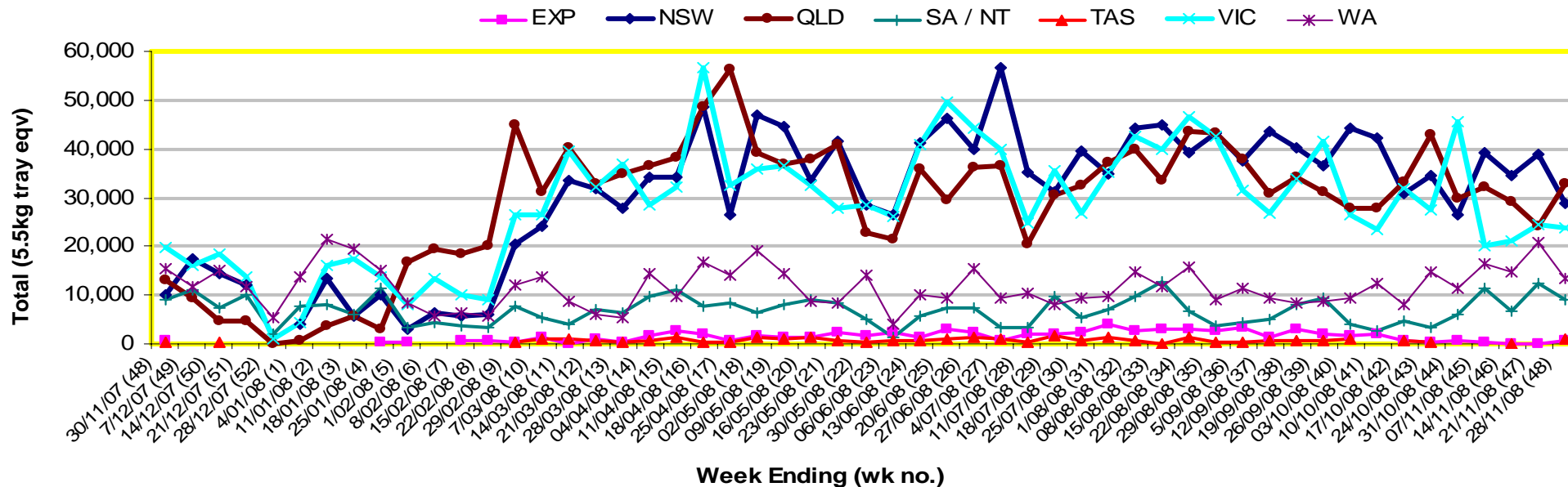


INFOCADO WEEKLY REPORT: 22nd - 28th November 2008 (Wk 48)

Industry Dispatches 22nd - 28th November 2008 (Wk 48)

Dest. State	5.5kg									5.5kg Total	Bulk 10Kg	P/PK Kg	Proc Kg	Other Kg	5.5Kg Eqv Trays All Total
	<16	16	18	20	22	23	25	28	28+						
EXP								421	107	528	124				753
NSW	143	1,604	3,058	4,293	300	4,218	3,032	3,118	60	19,826	4,846			344	28,700
QLD	56	1,271	3,873	5,713	1,277	5,642	4,296	2,351	50	24,529	4,314	1,680	622	780	32,933
SA / NT		37	965	2,394		2,063	273	1,104		6,836	1,082	2,000			9,167
TAS				890						890					890
VIC	25	859	5,348	9,584	232	1,544	1,228	2,556	2	21,378	1,256				23,662
WA		253	631	2,070		3,489	3,091	1,710	121	11,365	828	3,000			13,415
Total	224	4,024	13,875	24,944	1,809	16,956	11,920	11,260	340	85,352	12,450	6,680	622	1,124	109,520

Throughput Australian avocados by destination State Throughput 1st January 2008 to date = 5,436,878 5.5kg tray eqv




Comments from the CEO

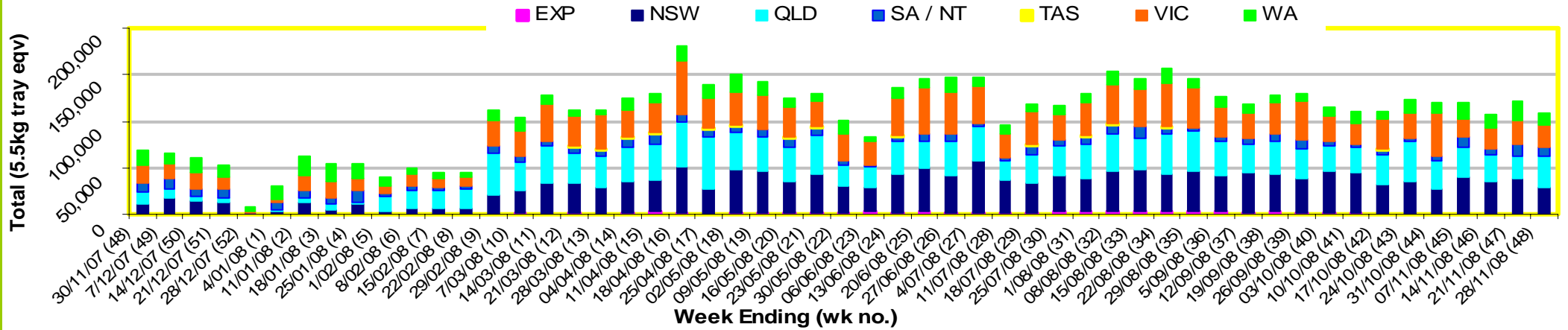
- Volumes continue to sit around 100,000 to 120,000 trays per week of Australian fruit into the market each week.
- New Zealand fruit continues to arrive into Australia at slightly higher levels than forecast, we will have wait to see how the Christmas period will effect these volumes.
- Volumes of Australian fruit are clearly higher this year on last when looking at week 48: 2007 and week 48: 2008 on the graph above.
- The Infocado system continues to see new contributors participate with over 130 packhouse contributors over the full season and between 15 to 20 whole saler contributors. **Only contributors receive the weekly report.**



Percentage dispatched by region (Based on seasonal forecast - 2008)



Throughput Australian avocados by destination State
Throughput 1st January 2008 to date = 5,436,878 5.5kg tray eqv



Week 48 contributors—Packhouses

- | | |
|--------------------------------------|---------------------------|
| Advance Packing & Marketing Services | Midcoast Avocados |
| AvoLand | Mt Binga Orchards Pty Ltd |
| Avonova | Natures Fruit Company |
| Balmoral Orchard | One Harvest |
| C F Fechner | Perseverance Farming Co |
| Chinoola Orchards | Rob Farnsworth Pty Ltd |
| Coastal Avocados | Summerland HWNS |
| Delroy Orchards | Sunfresh |
| DG & CJ Kafer | Sunnyspot Packhouse PL |
| DJ & BD Tottenham | Sunrise Avocados |
| Green Nugget Orchards | Tam MT Farm Management |
| Jirel Holdings | Tenterfield Fruit Packers |
| Mariners Rest | VP & EA Farrell |
| Merrinee Farms | WJ Row |

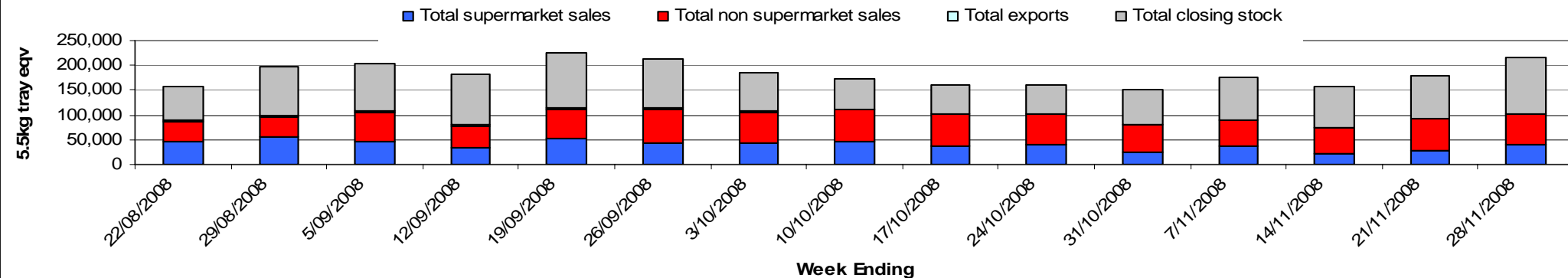
Week 48 contributors—Wholesalers

- | | |
|-----------------------------------|-------------------------------------|
| Allcrops Pty Ltd (Sydney) | Murray Bros (Brisbane) |
| Barkers (Melbourne) | Sculli & Co Pty Ltd (Melbourne) |
| Costa Exchange Trading (Adelaide) | The La Manna Group (Adelaide) |
| Dykes Bros (Melbourne) | The La Manna Group (Brisbane) |
| Etherington (Perth) | The La Manna Group (Melbourne) |
| Exotic Fruit Traders (Sydney) | Tilbrook Marketing Pty Ltd (Sydney) |
| Kelly's (Melbourne) | United Fresh (Adelaide) |
| Moraitis (Sydney) | |

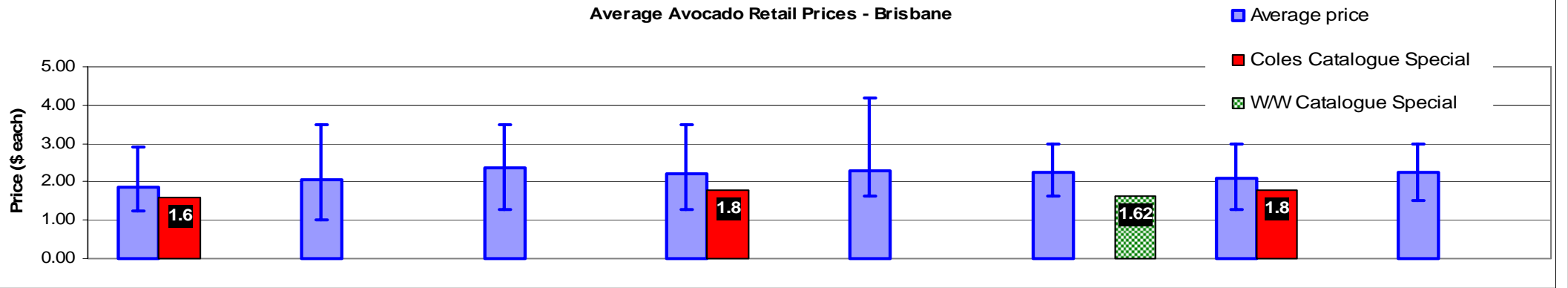
Sales Report including Direct Sales from Packhouses, Wholesale Sales and Stock on Hand at Wholesale Level

	Trays 5.5kg eqv (incl. Mod6 & P84)				Bulk 10kg Cartons					Pre-Pack Kg					Total (5.5kg eqv)			
	Hass	Shepard	Other	Total	Hass	Shepard	Other	Total	5.5kg eqv	Hass	Shepard	Other	Total	5.5kg eqv	Hass	Shepard	Other	Total
NSW																		
Total supermarket sales	1,828			1,828	62			62	113						1,941			1,941
Total non supermarket sales	21,438			21,438	922			922	1,676						23,114			23,114
Total exports																		
Total sales	23,266			23,266	984			984	1,789						25,055			25,055
Total stock on hand	18,961			18,961	3,369			3,369	6,125						25,086			25,086
QLD																		
Total supermarket sales																		
Total non supermarket sales																		
Total exports																		
Total sales	27,257		383	27,640	257		41	298	542	1,680			1,680	305	28,030		458	28,488
Total stock on hand																		
SA & TAS																		
Total supermarket sales	8,584			8,584						2,126			2,126	387	8,971			8,971
Total non supermarket sales	5,746		192	5,938	745			745	1,355						7,101		192	7,293
Total exports																		
Total sales	14,330		192	14,522	745			745	1,355	2,126			2,126	387	16,071		192	16,263
Total stock on hand #	14,049		-23	14,026	1,282			1,282	2,331	36			36	7	16,387		-23	16,364
VIC																		
Total supermarket sales	11,988			11,988	52			52	95						12,082			12,082
Total non supermarket sales	8,059		535	8,594	982			982	1,785	12			12	2	9,847		535	10,382
Total exports																		
Total sales	20,047		535	20,582	1,034			1,034	1,880	12			12	2	21,929		535	22,464
Total stock on hand	29,611		330	29,941	1,581			1,581	2,875						32,486		330	32,816
WA																		
Total supermarket sales	4,221		152	4,373						3,000			3,000	545	4,766		152	4,918
Total non supermarket sales	3,304		73	3,377	774		24	798	1,451						4,712		117	4,829
Total exports																		
Total sales	7,525		225	7,750	774		24	798	1,451	3,000			3,000	545	9,478		269	9,747
Total stock on hand #	6,338		226	6,564	935		165	1,100	2,000						8,038		526	8,564
TOTAL																		
Total supermarket sales	36,339		535	36,874	247		41	288	524	6,806			6,806	1,237	38,025		610	38,635
Total non supermarket sales	55,558		800	56,358	3,423		24	3,447	6,267	12			12	2	61,784		844	62,628
Total exports	528			528	124			124	225						753			753
Total sales	92,425		1,335	93,760	3,794		65	3,859	7,016	6,818			6,818	1,240	100,563		1,453	102,016
Total stock on hand	101,190		533	101,723	7,167		165	7,332	13,331	36			36	7	114,228		833	115,061

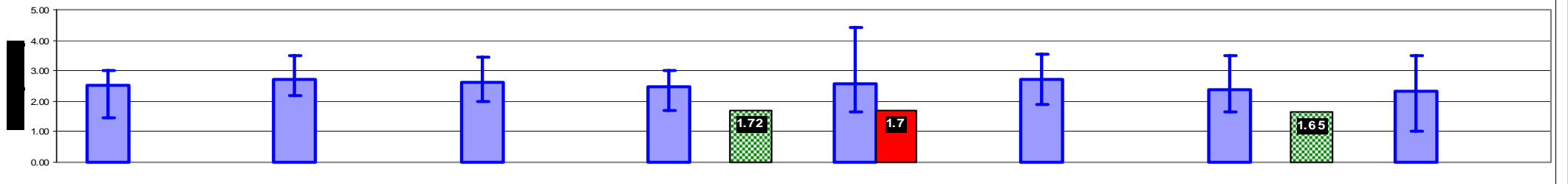
Weekly National Sales



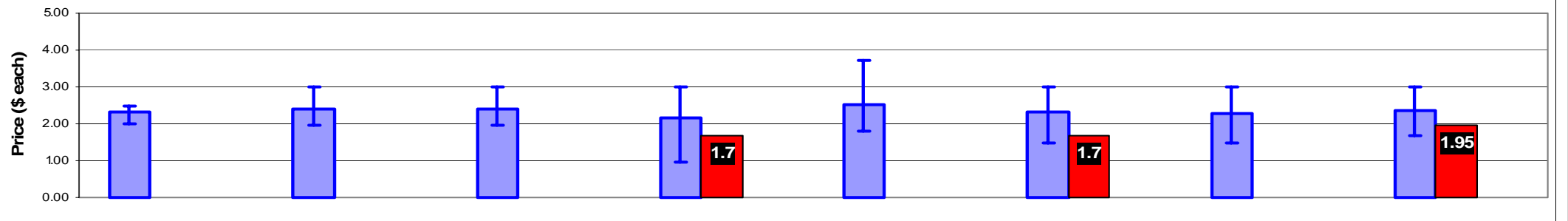
Average Avocado Retail Prices - Brisbane



Average Avocado Retail Prices - Sydney



Average Avocado Retail Prices - Melbourne



Average Avocado Retail Prices - Perth

