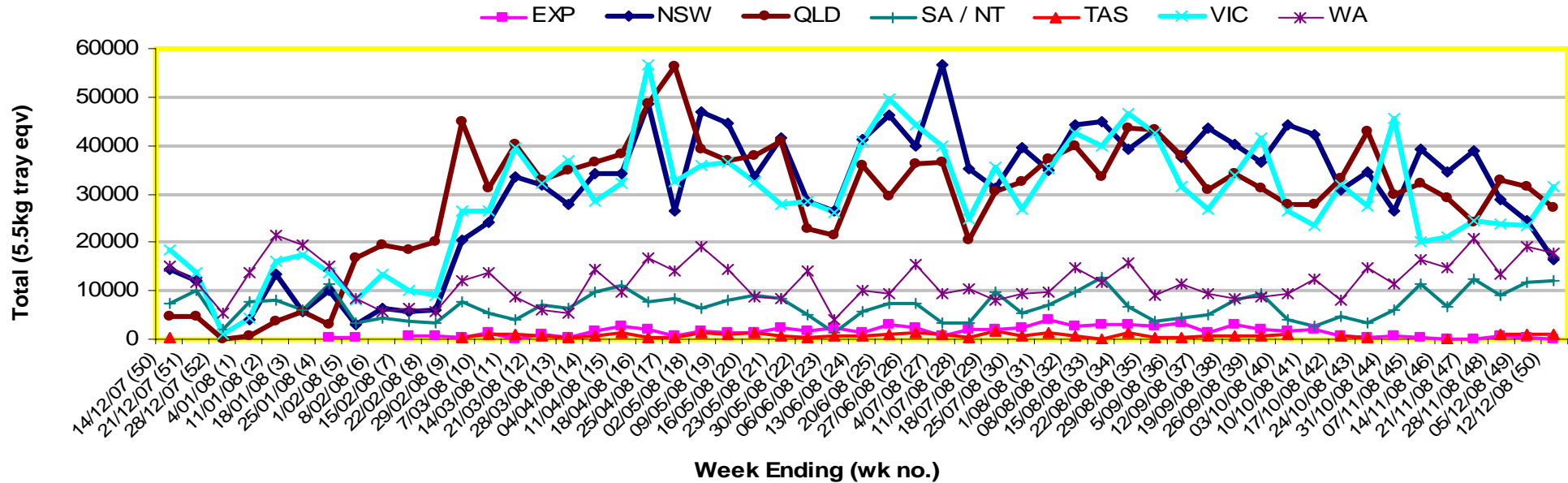


INFOCADO WEEKLY REPORT: 6th - 12th December 2008 (Wk 50)

Industry Dispatches 6th - 12th December 2008 (Wk 50)

| Dest. State | 5.5kg | | | | | | | | | 5.5kg Total | Bulk 10Kg | P/PK Kg | Other Kg | 5.5Kg Eqv Trays All Total |
|--------------|------------|--------------|---------------|---------------|--------------|---------------|---------------|--------------|------------|---------------|---------------|---------------|------------|---------------------------|
| | <16 | 16 | 18 | 20 | 22 | 23 | 25 | 28 | 28+ | | | | | |
| EXP | | | | | | | | 71 | 70 | 141 | | | | 141 |
| NSW | 242 | 688 | 1,230 | 1,904 | 569 | 1,659 | 2,112 | 1,239 | | 9,643 | 3,688 | | | 16,348 |
| QLD | 10 | 633 | 3,303 | 6,540 | 291 | 4,624 | 4,417 | 1,489 | 2 | 21,309 | 2,577 | 4,972 | 570 | 27,002 |
| SA / NT | | 149 | 66 | 766 | 147 | 851 | 6,309 | 922 | | 9,210 | 918 | 6,000 | | 11,970 |
| TAS | | | | | | | 890 | | | 890 | | | | 890 |
| VIC | 6 | 1,250 | 6,414 | 5,450 | 121 | 8,161 | 2,227 | 1,875 | | 25,504 | 3,321 | | | 31,542 |
| WA | | 299 | 1,001 | 2,464 | | 2,870 | 4,068 | 1,685 | 100 | 12,487 | 1,774 | 11,700 | | 17,839 |
| Total | 258 | 3,019 | 12,014 | 17,124 | 1,128 | 18,165 | 20,023 | 7,281 | 172 | 79,184 | 12,278 | 22,672 | 570 | 105,734 |

Throughput Australian avocados by destination State
Throughput 1st January 2008 to date = 5,653,957 5.5kg tray eqv

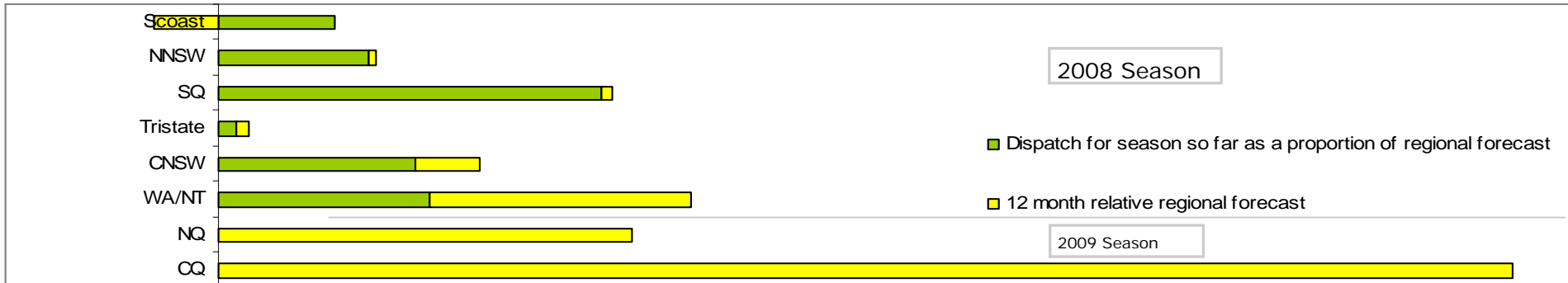


Comments from the CEO

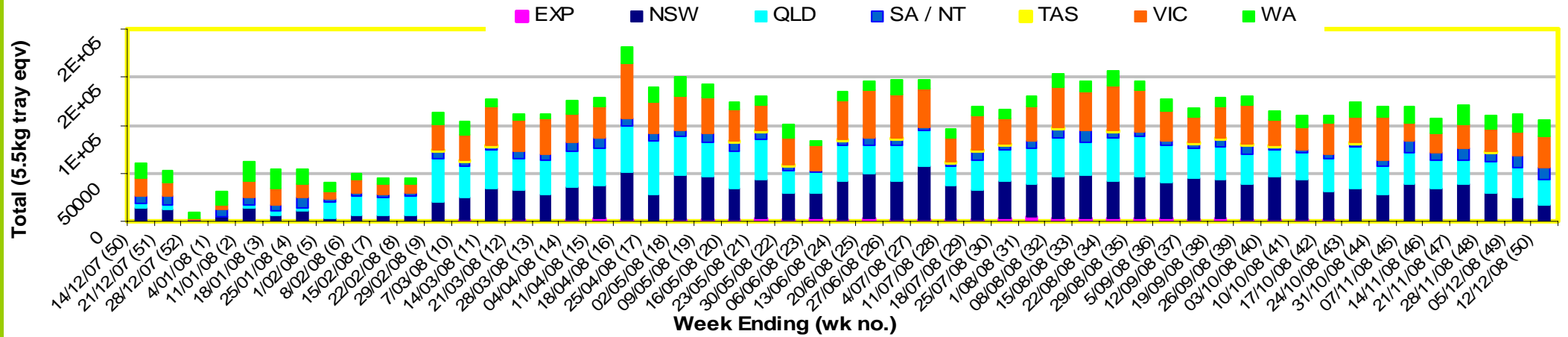
- The market continues to be very full of both Australian and New Zealand fruit. Volumes over the last 3 to 4 weeks have not let up and have forced values down on the wholesale market. WA has been placing strong volumes into the market so that it can avoid the sun burn and heat wave risks that January and February bring.
- The dispatch for this week matched the forecast as best as anyone could hope for. We need to work on getting this to be the norm, not the rare occasion. We will work on that from our end also.
- The one good sign is that the retail price has dropped across most capitals and should help move some more volume (as long as quality does not affect the return purchases).
- **Please note that the dates for data submission over the Christmas/New Year period are all as per normal.**



Percentage dispatched by region (Based on seasonal forecast - 2008)



Throughput Australian avocados by destination State
Throughput 1st January 2008 to date = 5,653,957 5.5kg tray eqv



Week 50 contributors—Packhouses

- | | |
|--------------------------------------|------------------------|
| Advance Packing & Marketing Services | Natures Fruit Company |
| Avonova | One Harvest |
| C F Fechner | Rob Farnsworth Pty Ltd |
| Chinoola Orchards | Summerland HWNS |
| Coastal Avocados | Sunfresh |
| Delroy Orchards | Sunnyspot Packhouse PL |
| Green Nugget Orchards | Sunrise Avocados |
| Jirel Holdings | Tam MT Farm Management |
| Kulnura Ambrosia Avocados | VP & EA Farrell |
| Mariners Rest | WJ Row |
| Midcoast Avocados | |

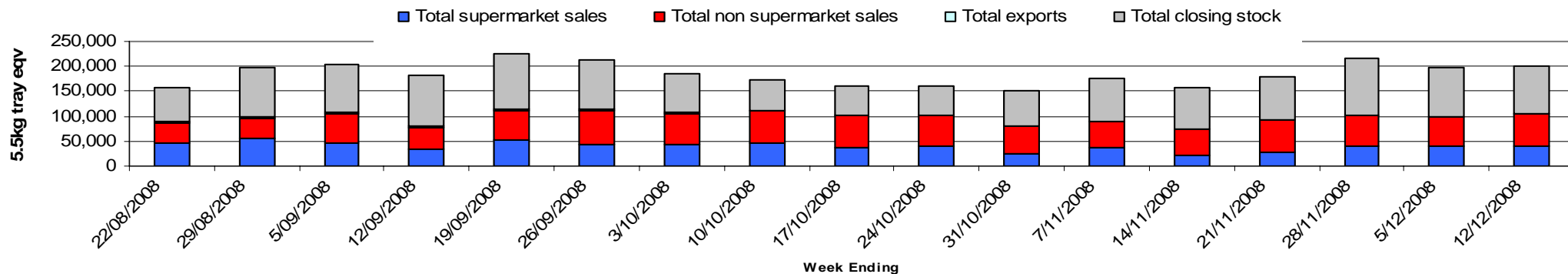
Week 50 contributors—Wholesalers

- | | |
|-------------------------------|---------------------------------------|
| Allcrops Pty Ltd (Sydney) | Premier Fruits Pty Ltd (Melbourne) |
| Barkers (Melbourne) | Quality Produce International (Perth) |
| Dykes Bros (Melbourne) | Romeos Marketing (Brisbane) |
| Etherington (Perth) | Sculli & Co Pty Ltd (Melbourne) |
| Exotic Fruit Traders (Sydney) | The La Manna Group (Adelaide) |
| Kelly's (Melbourne) | The La Manna Group (Brisbane) |
| Mercer Mooney (Perth) | The La Manna Group (Melbourne) |
| Moraitis (Sydney) | United Fresh (Adelaide) |
| Murray Bros (Brisbane) | |

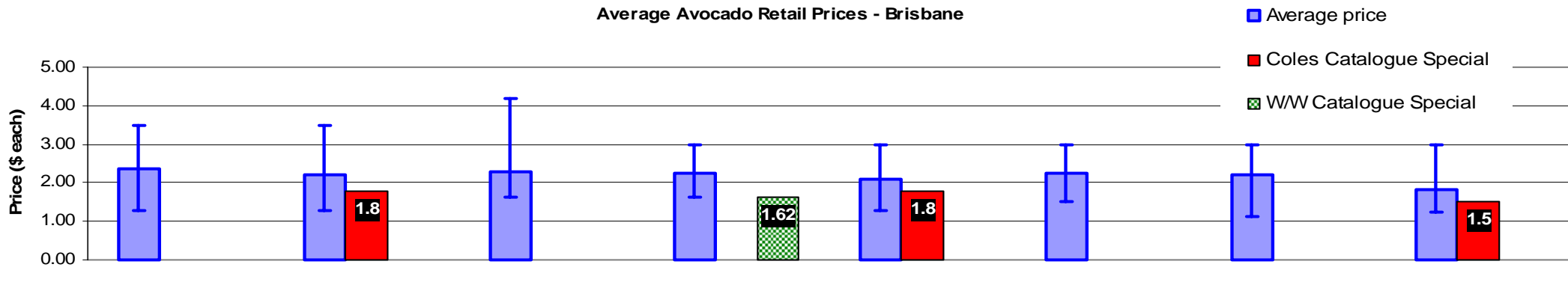
Sales Report including Direct Sales from Packhouses, Wholesale Sales and Stock on Hand at Wholesale Level

| | Trays 5.5kg eqv (incl. Mod6 & P84) | | | | Bulk 10kg Cartons | | | | | Pre-Pack Kg | | | | | Total (5.5kg eqv) | | | | |
|-----------------------------|--|---------|-------|--------|-------------------|---------|-------|-------|-----------|-------------|---------|-------|--------|-----------|-------------------|---------|-------|---------|-----|
| | Hass | Shepard | Other | Total | Hass | Shepard | Other | Total | 5.5kg eqv | Hass | Shepard | Other | Total | 5.5kg eqv | Hass | Shepard | Other | Total | |
| NSW | | | | | | | | | | | | | | | | | | | |
| Total supermarket sales | | | | | | | 96 | 96 | 175 | | | | | | | | | 175 | 175 |
| Total non supermarket sales | 18,816 | | | 18,816 | 1,276 | | | 1,276 | 2,320 | | | | | | 21,136 | | | 21,136 | |
| Total exports | | | | | | | | | | | | | | | | | | | |
| Total sales | 18,816 | | | 18,816 | 1,276 | | 96 | 1,372 | 2,495 | | | | | | 21,136 | | 175 | 21,311 | |
| Total stock on hand | 17,623 | | | 17,623 | 266 | | | 266 | 484 | | | | | | 18,107 | | | 18,107 | |
| QLD | | | | | | | | | | | | | | | | | | | |
| Total supermarket sales | 12,002 | | 1 | 12,003 | 166 | | 10 | 176 | 320 | 4,972 | | | 4,972 | 904 | 13,207 | | 19 | 13,227 | |
| Total non supermarket sales | 17,838 | | 554 | 18,392 | | | | | | | | | | | 17,838 | | 554 | 18,392 | |
| Total exports | 141 | | | 141 | | | | | | | | | | | 141 | | | 141 | |
| Total sales | 29,980 | | 555 | 30,535 | 166 | | 10 | 176 | 320 | 4,972 | | | 4,972 | 904 | 31,186 | | 573 | 31,759 | |
| Total stock on hand | 33,848 | | 355 | 34,203 | | | | | | | | | | | 33,848 | | 355 | 34,203 | |
| SA & TAS | | | | | | | | | | | | | | | | | | | |
| Total supermarket sales | # Detail not included because currently not enough SA/TAS wholesale data in the system | | | | | | | | | | | | | | | | | | |
| Total non supermarket sales | # Detail not included because currently not enough SA/TAS wholesale data in the system | | | | | | | | | | | | | | | | | | |
| Total exports | # Detail not included because currently not enough SA/TAS wholesale data in the system | | | | | | | | | | | | | | | | | | |
| Total sales | 11,513 | | 7 | 11,520 | 832 | | | 832 | 1,513 | 6,000 | | | 6,000 | 1,091 | 14,117 | | 7 | 14,124 | |
| Total stock on hand # | | | | | | | | | | | | | | | | | | | |
| VIC | | | | | | | | | | | | | | | | | | | |
| Total supermarket sales | 10,992 | | | 10,992 | 1,800 | | | 1,800 | 3,273 | | | | | | 14,265 | | | 14,265 | |
| Total non supermarket sales | 11,824 | | 193 | 12,017 | 750 | | 8 | 758 | 1,378 | | | | | | 13,188 | | 208 | 13,395 | |
| Total exports | | | | | | | | | | | | | | | | | | | |
| Total sales | 22,816 | | 193 | 23,009 | 2,550 | | 8 | 2,558 | 4,651 | | | | | | 27,452 | | 208 | 27,660 | |
| Total stock on hand | 23,203 | | 974 | 24,177 | 819 | | 35 | 854 | 1,553 | | | | | | 24,692 | | 1,038 | 25,730 | |
| WA | | | | | | | | | | | | | | | | | | | |
| Total supermarket sales | 1,818 | | 96 | 1,914 | | | | | | 10,000 | | | 10,000 | 1,818 | 3,636 | | 96 | 3,732 | |
| Total non supermarket sales | 5,025 | | 26 | 5,051 | 1,359 | | 102 | 1,461 | 2,656 | | | | | | 7,496 | | 211 | 7,707 | |
| Total exports | | | | | | | | | | | | | | | | | | | |
| Total sales | 6,843 | | 122 | 6,965 | 1,359 | | 102 | 1,461 | 2,656 | 10,000 | | | 10,000 | 1,818 | 11,132 | | 307 | 11,440 | |
| Total stock on hand # | 6,700 | | | 6,700 | 973 | | 67 | 1,040 | 1,891 | | | | | | 8,469 | | 122 | 8,591 | |
| TOTAL | | | | | | | | | | | | | | | | | | | |
| Total supermarket sales | 31,500 | | 97 | 31,597 | 1,966 | | 106 | 2,072 | 3,767 | 20,972 | | | 20,972 | 3,813 | 38,887 | | 290 | 39,177 | |
| Total non supermarket sales | 58,328 | | 780 | 59,108 | 4,217 | | 110 | 4,327 | 7,867 | | | | | | 65,995 | | 980 | 66,975 | |
| Total exports | 141 | | | 141 | | | | | | | | | | | 141 | | | 141 | |
| Total sales | 89,969 | | 877 | 90,845 | 6,183 | | 216 | 6,399 | 11,635 | 20,972 | | | 20,972 | 3,813 | 105,023 | | 1,270 | 106,293 | |
| Total stock on hand | 86,187 | | 2,658 | 88,845 | 2,555 | | 122 | 2,677 | 4,867 | | | | | | 90,832 | | 2,880 | 93,712 | |

Weekly National Sales



Average Avocado Retail Prices - Brisbane



Average Avocado Retail Prices - Sydney



Average Avocado Retail Prices - Melbourne



Average Avocado Retail Prices - Perth

