



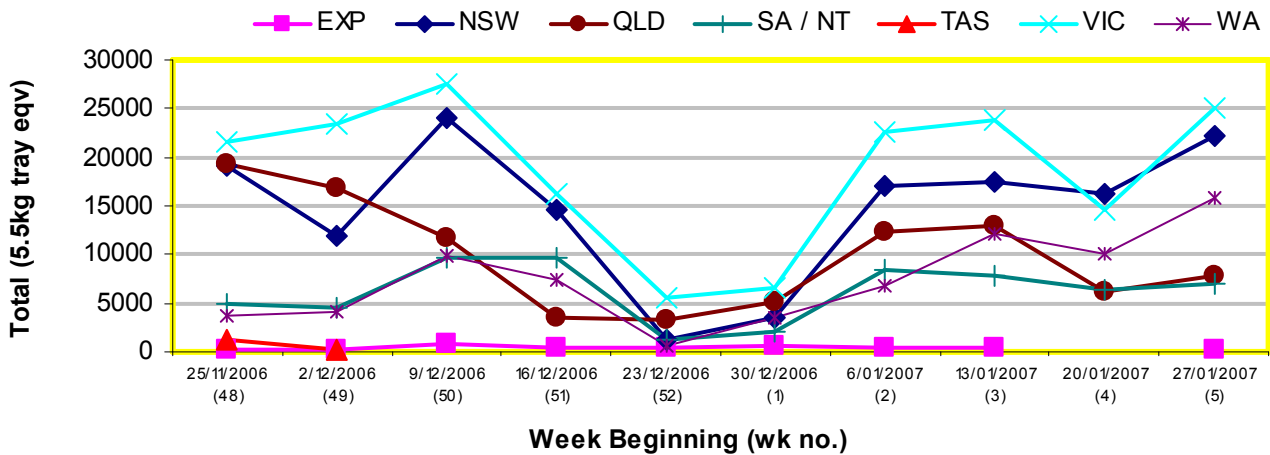
INFOCADO WEEKLY REPORT

27th January to 2nd February 2007 (Wk 5)

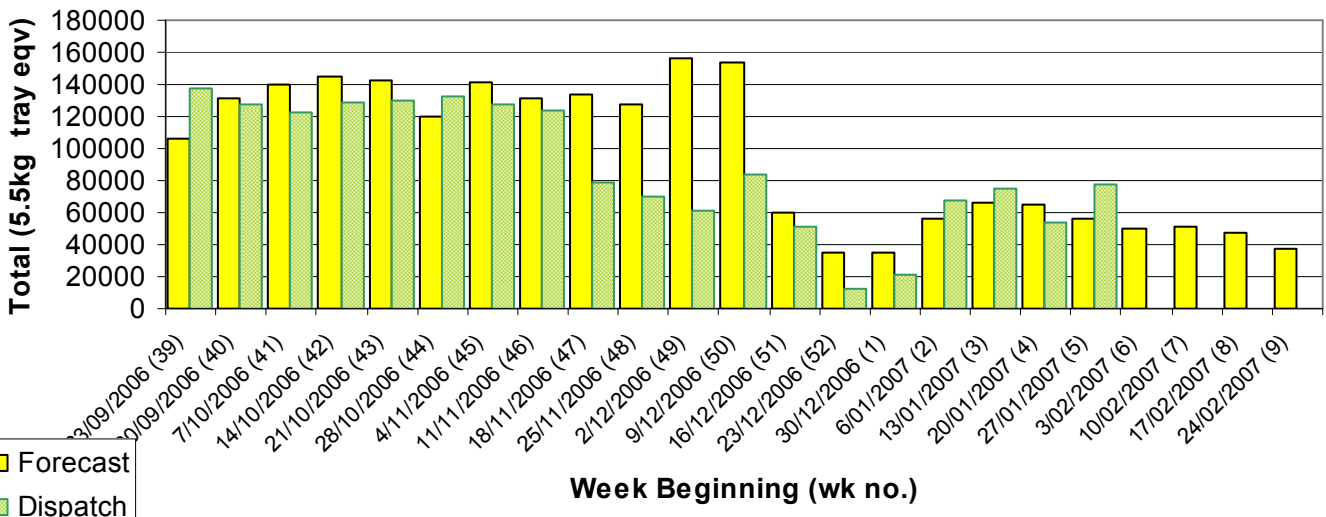
Industry Dispatches 27th January to 2nd February (wk 5)

Dest. State	5.5Kg	5.5Kg	5.5Kg	5.5Kg	5.5Kg	5.5Kg	5.5Kg	5.5Kg	5.5Kg	5.5Kg	Bulk	P/PK	5.5Kg Eqv Trays All
	<16	16	18	20	22	23	25	28	28+	Total	10Kg	Kg	Total
EXP									220	220			220
NSW	4	1,734	2,808	5,138	92	3,511	2,068	2,549		17,904	2,387		22,244
QLD		27	294	955	224	1,181	976	999	393	5,049	1,477		7,734
SA / NT	145	73	5	151		2,450	1,296	1,851		5,971	381	1,600	6,955
VIC	704	1,650	3,218	5,145	152	6,217	2,389	2,006		21,481	1,950		25,026
WA	3	179	792	3,021		3,350	2,750	3,038	85	13,218	1,127	2,600	15,740
Total	856	3,663	7,117	14,410	468	16,709	9,479	10,663	478	63,843	7,322	4,200	77,919

















Throughput Australian avocados by destination State Throughput 1st January 2007 to date = 295,784 5.5kg tray eqv



Dispatch vs weekly forecast for all varieties and all packs (23rd September 2006 to 2nd March 2007)



Major Capital City Weather Report – week ahead

City	Tue	Wed	Thu	Fri	Public Hols	Upcoming school Hols
Brisbane	 30°	 30°	 32°	 32°	Easter—April 6 to April 9	6th to 16th April
Melbourne	 22°	 26°	 23°	 26°	Labour Day—Mar 14	31st March to 15th April
Perth	 37°	 40°	 30°	 29°	Labour Day—Mar 5	5th April to 22nd April
Sydney	 25°	 26°	 27°	 23°	Easter—April 6 to April 9	6th April to 22nd April

Dispatch Data (Week 5—begin 27/1/07)

Variety	5.5Kg Eqv Trays	Bulk	P/PK	5.5Kg Eqv Trays All
	Total	10Kg	Kg	Total
Gwen	517	135		762
Hass	59,295	6,727	4,200	72,290
Reed	1,651	139		1,904
Shepard	2,184	298		2,726
Wurtz	196	23		238
Total	63,843	7,322	4,200	77,919

NB: More fruit was packed than predicted due to the catch up from the previous short week (Australia Day holiday).

Forecast Data (Week 5-9)

Variety	5.5Kg	Bulk	P/Pk	5.5Kg Eqv All
	Tray	10Kg	Kg	Tray
Week 5—begin 27/1/07				
Gwen	690	40		763
Hass	36,120	6,935	5,000	48,729
Reed	1,620	72		1,751
Shepard	3,502	2		3,506
Wurtz	220	50		311
Week Total	42,152	7,099	5,000	55,968
Week 6—begin 3/2/07				
Gwen	540	15		567
Hass	36,520	3,512	4,000	42,905
Lamb Hass	60			60
Reed	2,000	52		2,095
Shepard	3,301	201		3,666
Week Total	42,421	3,780	4,000	50,021
Week 7—begin 10/2/07				
Gwen	150	10		168
Hass	32,420	2,938	4,000	37,762
Lamb Hass	60			60
Reed	600	20		636
Shepard	11,000	700		12,273
Week Total	44,230	3,668	4,000	51,626
Week 8—begin 17/2/07				
Hass	27,120	2,658	4,000	31,953
Shepard	14,500	200		14,864
Week Total	41,620	2,858	4,000	47,544
Week 9—begin 24/2/07				
Hass	17,245	1,973	4,000	20,832
Shepard	15,000	500		15,909
Week Total	32,245	2,473	4,000	37,469

Week 5 contributors

AvoLand
 Avonova
 C F Fechner
 Cazzola B D & A
 Chislett Developments Pty Ltd
 Coastal Avocados
 Delroy Orchards
 Kulnura Ambrosia Avocados
 KV & JM Lehmann
 Lone Gum Avocados
 Mariners Rest
 Natures Fruit Company
 Oasis Orchards
 RM & KL Cornwall
 Sunfresh
 Tam MT Farm Management
 Trevor Brennan
 VP & EA Farrell
 W French & Co
 West Aussie Avos
 Willow Creek Strawberries Pty Ltd

For more detailed reports please go to www.avocado.org.au and login to Infocado. Instructions on accessing reports are available in your Infocado Information kit under 'Retrieving information'

*For further assistance please contact: Joanna Embry,
 Ph: 07 3391 2344, Email: infocado@avocado.org.au*

You may wish to print a copy of this report and insert it into the 'reports' section of your Infocado Information Kit