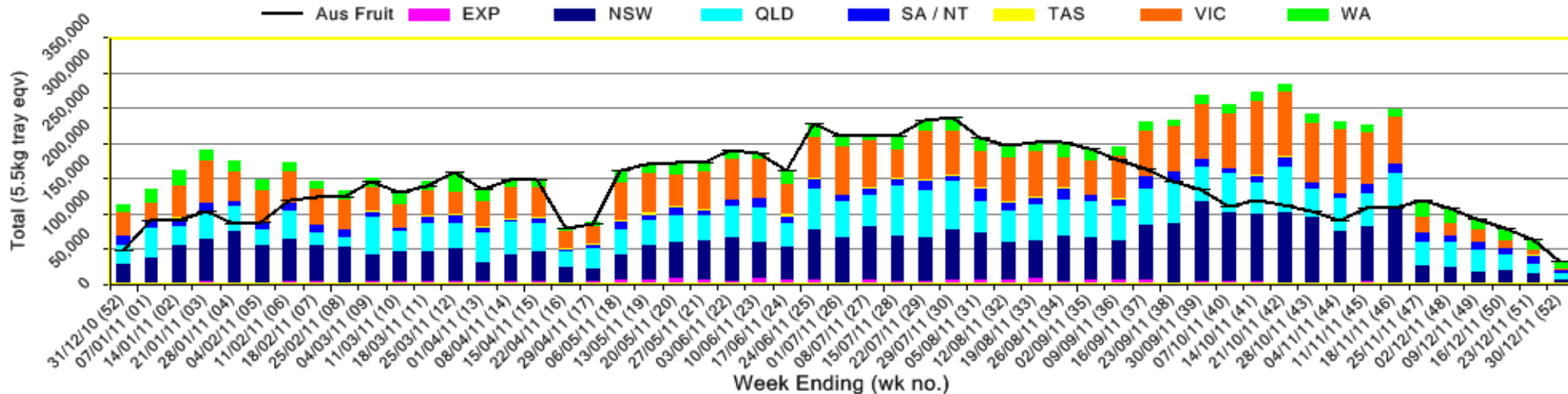


INFOCADO WEEKLY REPORT: 24th - 30th December 2011 (Wk 52)

Industry Dispatches By Destination State and Count Size : 24th December - 30th December 2011 (Wk 52)

Dest. State	5.5kg	5.5kg	5.5kg	5.5kg	5.5kg	5.5kg	5.5kg	5.5kg	5.5kg	5.5kg	Trays - Total	Bulk	P/PK	5.5Kg Eqv
	<16	16	18	20	22	23	25	28	28+	5.5Kg Eqv	10Kg	Kg	Total	
EXP									94	269	363	47		448
NSW	775	1,047	1,502	613	304	369	319	449			5,378	1,084		7,349
QLD	321	626	1,790	1,238	152	586	1,196	232	9		6,150	1,159	550	8,357
SA / NT		246	93	459	1,064	297	1,325				3,484	86		3,640
VIC		130	818	406	152	68	191	288	26		2,079	38		2,148
WA	29	146	880	3,134			2,069	1,676	810	38	8,782	821		10,275
Total	1,125	2,195	5,083	5,850	1,672	3,389	4,707	1,873	342	26,236	3,235	550	32,218	

Throughput Australian & NZ avocados by destination state
Throughput 1st January 2011 to date = 9,174,610 5.5kg tray eqv



Comments

- NZ dispatches and forecasts are not included in this week's report.
- Happy New Year! The Team at Avocados Australia look forward to working with you in 2012.
- The Infocado system will be back to normal from next week with data due on Monday and the report due out on Tuesday.

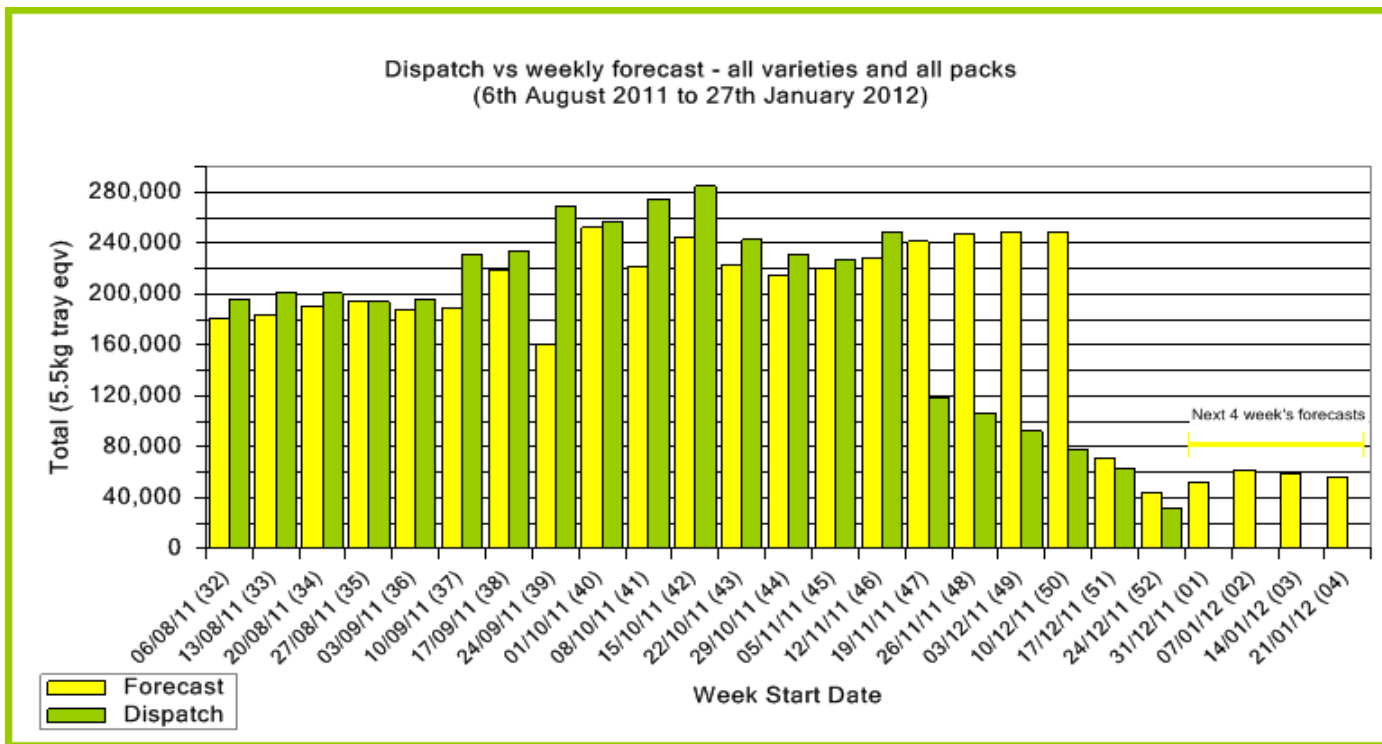


Forecast Data (Week 52 - 4)			
Variety	Trays - Total	Bulk	All - Total
	5.5Kg Eqv	10Kg	5.5Kg Eqv
Week 52 - begin 24/12/2011			
Gwen	200	70	327
Hass	33,754	5,192	43,194
Lamb Hass	250		250
Reed	471	50	562
Wurtz	10		10
Week Total	34,685	5,312	44,343
Week 1 - begin 31/12/2011			
Gwen	400	100	582
Hass	37,990	7,020	50,754
Lamb Hass	450	50	541
Reed	742		742
Wurtz	5		5
Week Total	39,587	7,170	52,623
Week 2 - begin 07/01/2012			
Gwen	800	150	1,073
Hass	47,040	6,571	58,987
Lamb Hass	450	100	632
Reed	1,236		1,236
Week Total	49,526	6,821	61,928
Week 3 - begin 14/01/2012			
Gwen	600	225	1,009
Hass	45,920	6,395	57,547
Lamb Hass	750	100	932
Week Total	47,270	6,720	59,488
Week 4 - begin 21/01/2012			
Gwen	400	150	673
Hass	44,920	5,945	55,729
Lamb Hass	300	50	391
Week Total	45,620	6,145	56,793

Green shading indicates dispatch data

Yellow shading indicates forecast data

Dispatch Data (Week 52 - begin 24/12/2011)				
Variety	Trays	Bulk	P/PK	5.5Kg Eqv
	5.5Kg Eqv	10Kg	Kg	Total Trays
Hass	26,236	3,235	550	32,218
Total	26,236	3,235	550	32,218



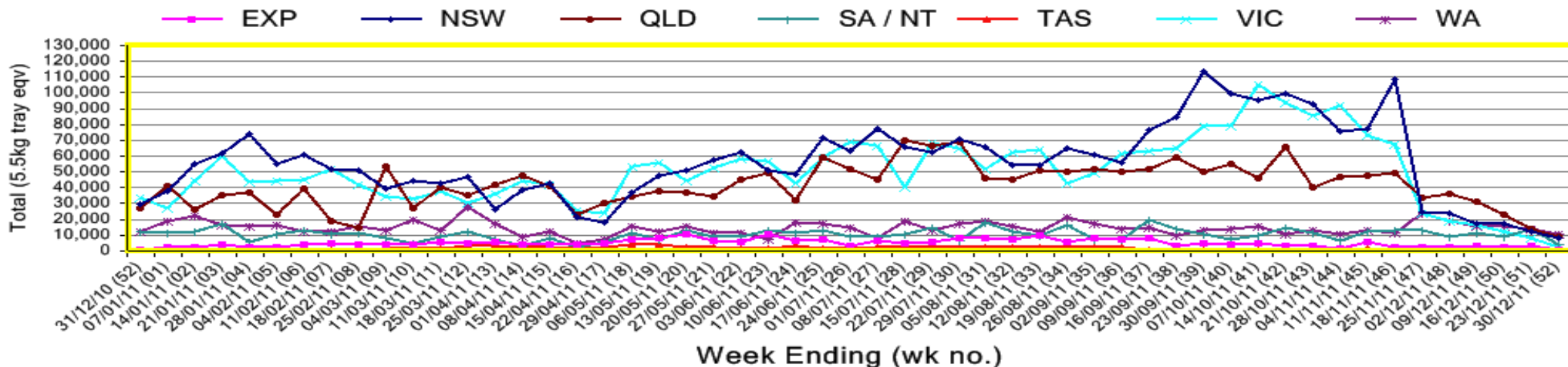
New Zealand Avocado Exports—Forecast v Import Statistics (5.5kg eqv trays) August 2011-April 2012										
Export Dest'n	Aug	Sep	Oct	Nov	Dec	Jan	Feb	Mar	Apr	Total to date
NZ Export to Australia Forecast	33,520	313,264	508,152	667,235	591,141	660,876	305,159	26,101	10,208	3,115,656
Australia		314,209	617,690	655,540						1,587,439
USA		11,782	47,380	36,098						95,260
Japan	818	24,196	106,337	123,344						254,695
Total	818	350,187	771,407	814,982						1,937,394

Percentage dispatched by region (Based on seasonal forecast - 2011)

■ Dispatch for season so far as a proportion of regional forecast
■ 12 month relative regional Forecast



Throughput Australian & NZ avocados by destination state
Throughput 1st January 2011 to date = 9,174,610 5.5kg tray eqv



Week 52 contributors - Packhouses

Advance Packing & Marketing Services P/L

Kulnura Ambrosia Avocados

Coastal Avocados

Mariners Rest

Delroy Orchards

Natures Fruit Company

I & A Tolson

Sunfresh

Week 52 contributors - Wholesalers

Allcrops Pty Ltd (Sydney)

Freshmax Pty Ltd (Brisbane)

Costa Farms (Adelaide)

Kelly's (Melbourne)

Costa Farms (Melbourne)

Murray Bros (Brisbane)

Costa Farms (Perth)

Sculli & Co Pty Ltd (Melbourne)

Dykes Bros (Melbourne)

Sinclair & Antico (Aust) Pty Ltd (Sydney)

Etherington (Perth)

The La Manna Group (Adelaide)

Exotic Fruit Traders (Sydney)

The La Manna Group (Brisbane)

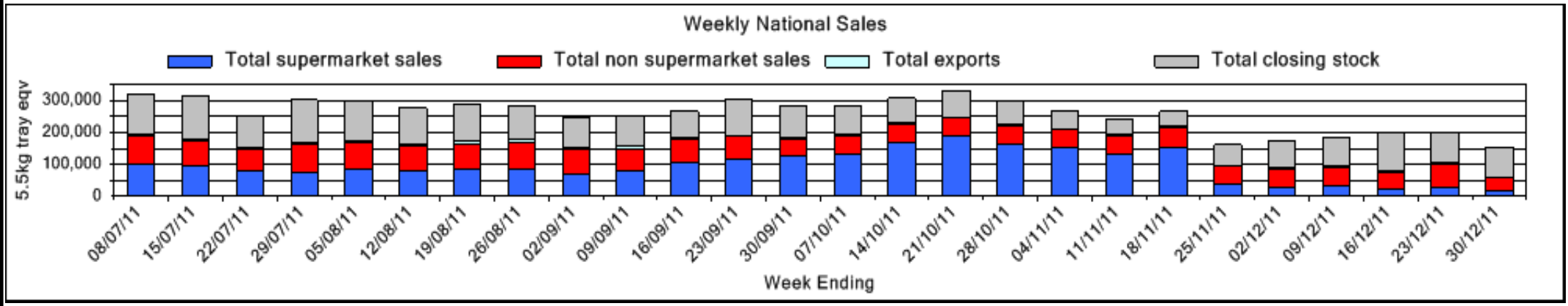
Fresh Choice WA Pty Ltd (Perth)

United Fresh (Adelaide)

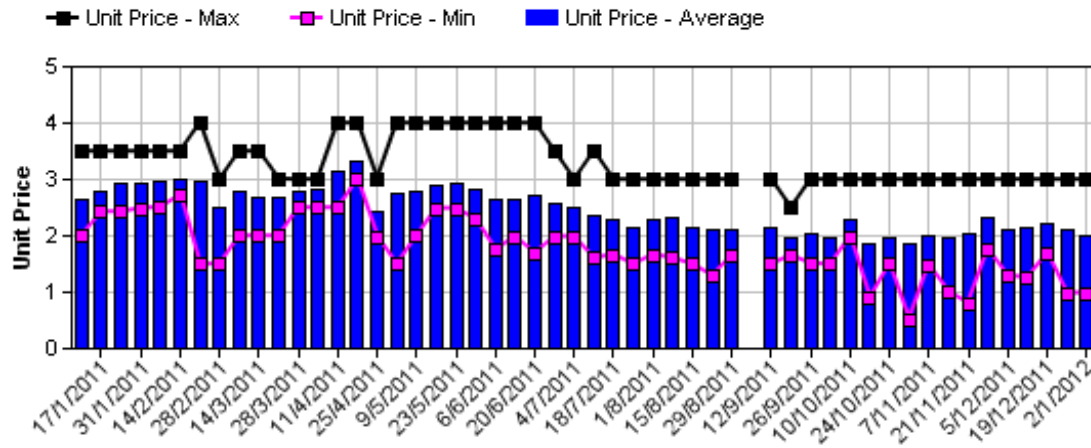
Fresh Express Produce Pty Ltd (Perth)

Sales Report including Direct Sales from Packhouses, Wholesale Sales and Stock on Hand at Wholesale Level

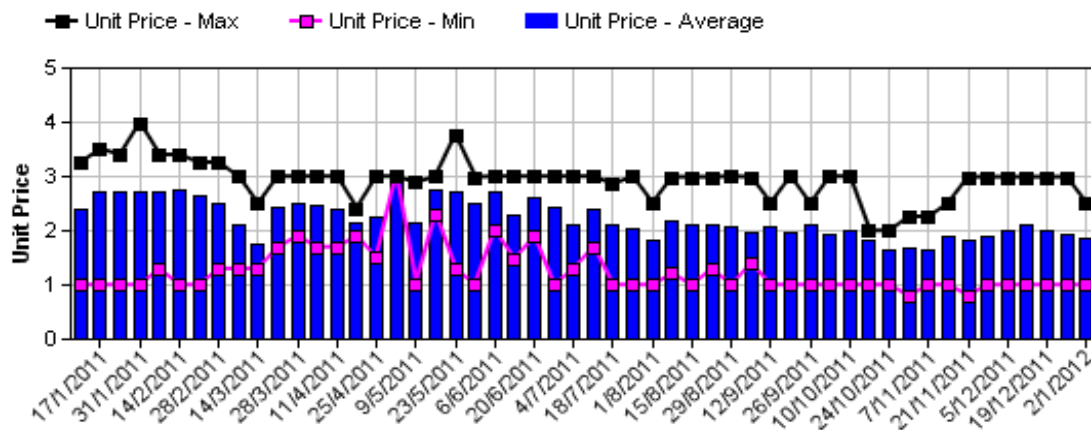
	Trays 5.5kg eqv (incl. Mod6 & P84)				Bulk 10Kg Cartons				Pre-Pack Kg					Total (5.5Kg Eqv)				
	Hass	Shepard	Other	Total	Hass	Shepard	Other	Total	5.5Kg Eqv	Hass	Shepard	Other	Total	5.5Kg Eqv	Hass	Shepard	Other	Total
NSW																		
Total supermarket sales	47			47											47			47
Total non supermarket sales	8,101			8,101	521			521	947						9,048			9,048
Total exports																		
Total sales	8,148			8,148	521			521	947						9,095			9,095
Total Stock on Hand	8,763			8,763	345			345	627						9,390			9,390
QLD																		
Total supermarket sales	4,359			4,359	103			103	187	550			550	100	4,646			4,646
Total non supermarket sales	12,381		369	12,750	88		12	100	182						12,541		391	12,932
Total exports																		
Total sales	16,740		369	17,109	191		12	203	369	550			550	100	17,187		391	17,578
Total Stock on Hand	23,439		443	23,882	999		77	1,076	1,956						25,255		583	25,838
SA & TAS																		
Total supermarket sales	6,437			6,437			260	260	473						6,437		473	6,910
Total non supermarket sales	4,148		65	4,213	412			412	749						4,897		65	4,962
Total exports																		
Total sales	10,585		65	10,650	412		260	672	1,222						11,334		538	11,872
Total Stock on Hand	21,083		166	21,249	1,249		340	1,589	2,889						23,354		784	24,138
VIC																		
Total supermarket sales																		
Total non supermarket sales	6,041		324	6,365	57		16	73	133						6,144		353	6,497
Total exports																		
Total sales	6,041		324	6,365	57		16	73	133						6,144		353	6,497
Total Stock on Hand	24,820		250	25,070	740			740	1,345						26,165		250	26,415
WA																		
Total supermarket sales	7,140			7,140	590			590	1,073						8,213			8,213
Total non supermarket sales	3,629			3,629	579			579	1,053						4,682			4,682
Total exports	363			363	47			47	85						448			448
Total sales	11,132			11,132	1,216			1,216	2,211						13,343			13,343
Total Stock on Hand	8,686			8,686	978			978	1,778						10,464			10,464
Total																		
Total supermarket sales	17,983			17,983	693		260	953	1,733	550			550	100	19,343		473	19,816
Total non supermarket sales	34,300		758	35,058	1,657		28	1,685	3,064						37,312		809	38,121
Total exports	363			363	47			47	85						448			448
Total sales	52,646		758	53,404	2,397		288	2,685	4,882	550			550	100	57,104		1,282	58,385
Total Stock on Hand	86,791		859	87,650	4,311		417	4,728	8,596						94,629		1,617	96,246



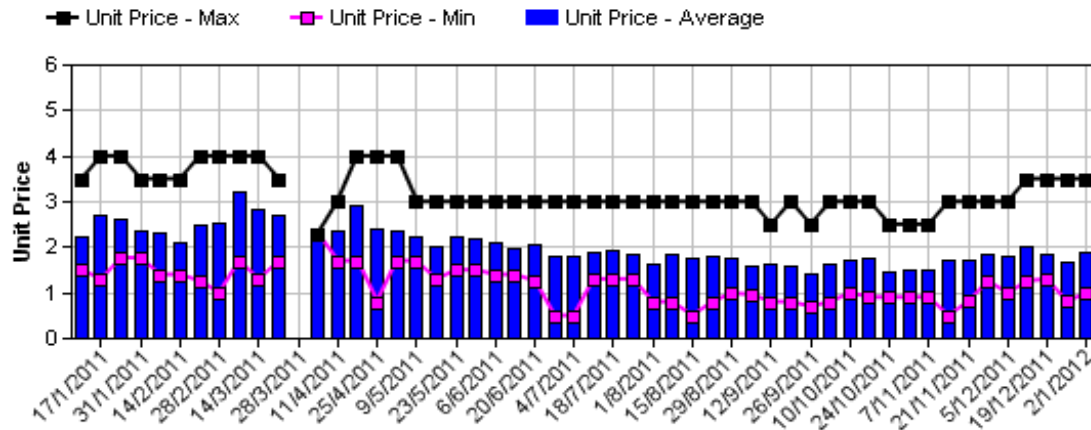
Hass Avocado Average Retail Prices - Sydney



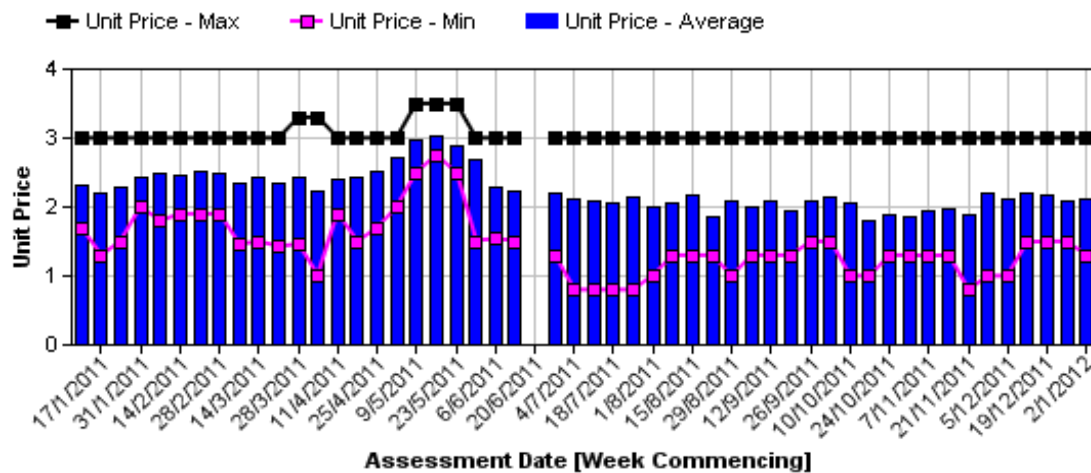
Hass Avocado Average Retail Prices - Melbourne



Hass Avocado Average Retail Prices - Brisbane

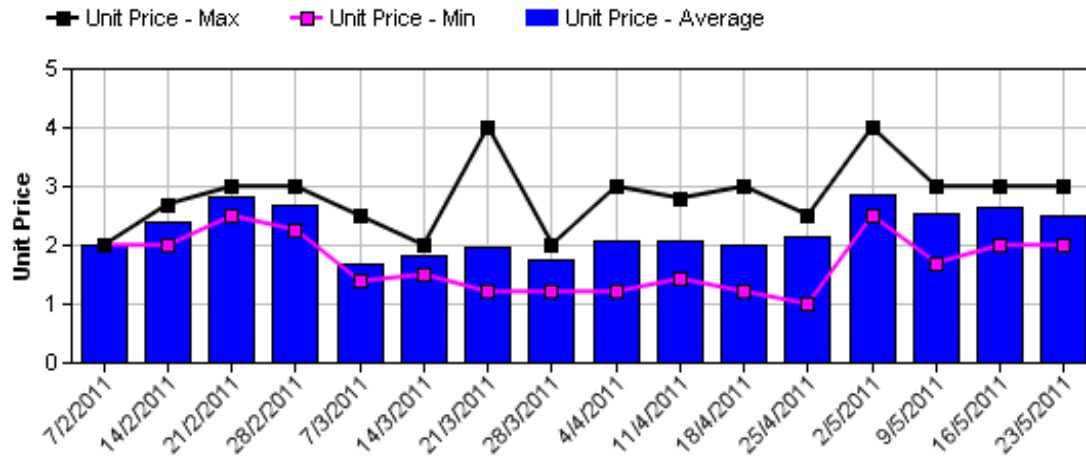


Hass Avocado Average Retail Prices - Perth

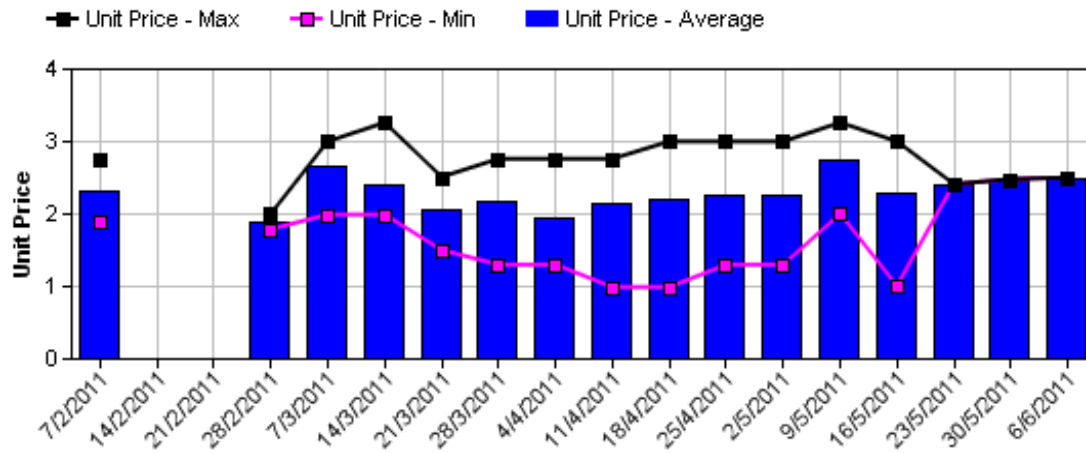


Assessment Date [Week Commencing]

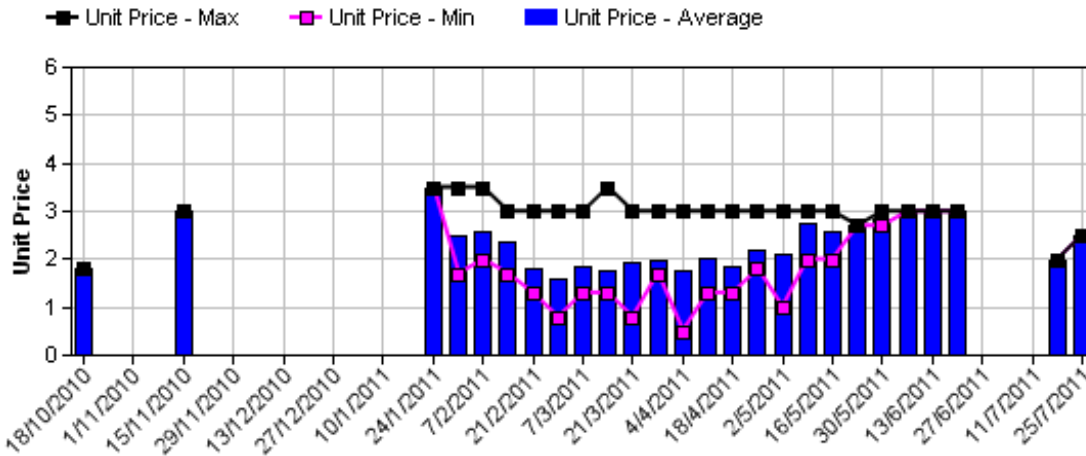
Shepard Avocado Average Retail Prices - Sydney



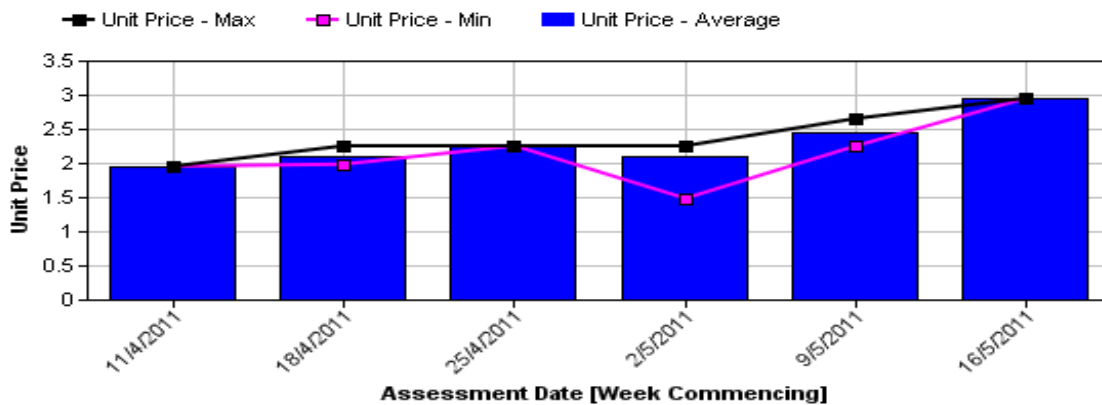
Shepard Avocado Average Retail Prices - Melbourne



Shepard Avocado Average Retail Prices - Brisbane



Shepard Avocado Average Retail Prices - Perth



Retail Prices by City, Store and Variety - 3rd/4th January 2012

Store	Var	Av Wt (g)	Unit Price	Special	Country of Origin
SYDNEY					
Woolworths	Hass	250	0.98	Store	NS
Woolworths	Hass	295	0.98	Cat	NZ
Foodworks	Hass	170	1.29	Store	Mixed
Woolworths	Hass	240	1.48	Store	NZ
I	Hass	303	1.49	No	Aus
IGA	Hass	285	1.49	Store	NZ
IGA	Hass	205	1.49	No	Aus
I	Hass	275	1.5	Store	NZ
I	Hass	210	1.5	No	NS
I	Hass	190	1.5	No	Aus
Coles	Hass	190	1.75	No	Aus
Coles	Hass	260	1.75	Store	NZ
Coles	Hass	270	1.75	No	Aus
Coles	Hass	255	1.75	Store	NZ
Coles	Hass	260	1.75	Store	NZ
I	Hass	205	1.79	No	Aus
I	Reed	395	1.99	No	Aus
I	Hass	295	1.99	No	Aus
I	Hass	210	1.99	No	Aus
I	Hass	275	1.99	No	Aus
I	Reed	470	2.49	No	Aus
Foodworks	Hass	260	2.49	No	Aus
IGA	Hass	295	2.5	No	Aus
I	Hass	300	2.99	No	Aus
I	Hass	300	2.99	No	Aus
I	Hass	300	2.99	No	Aus
I	Hass	375	2.99	No	Aus
I	Hass	322	2.99	No	Aus
BRISBANE					
Woolworths	Hass	220	0.98	Store	NZ
Woolworths	Hass	200	0.98	Store	Aus
Woolworths	Hass	240	0.99	Store	NZ
IGA	Hass	175	1.64	No	NZ
IGA	Hass	150	1.64	Store	Aus
I	Hass	200	1.69	Store	NS
Coles	Hass	235	1.75	No	NZ
Coles	Hass	280	1.75	No	NS
Coles	Hass	245	1.75	No	NZ
IGA	Hass	200	1.89	No	NS
I	Hass	330	1.99	Store	NZ
I	Wurtz	445	2.49	No	Aus
Coles	Hass	260	2.49	No	Aus
I	Hass	290	2.89	Store	Aus
I	Wurtz	320	2.99	Store	Aus
I	Reed	300	2.99	No	Aus
I	Hass	300	2.99	Store	Aus
I	Hass	320	3.49	Store	Aus

Store	Var	Av Wt (g)	Unit Price	Special	Country of Origin
MELBOURNE					
I	Hass	250	0.99	No	NS
Coles	Hass	265	1.48	Cat	NZ
Coles	Hass	260	1.48	Cat	NZ
Coles	Hass	270	1.48	Cat	NZ
I	Hass	285	1.69	No	NZ
I	Hass	265	1.79	No	NS
Safeway	Hass	300	1.98	No	NZ
Safeway	Hass	290	1.98	No	NZ
Safeway	Hass	265	1.98	No	NZ
I	Hass	275	1.98	No	Aus
I	Hass	270	1.99	No	Aus
I	Hass	284	1.99	No	NS
IGA	Hass	275	1.99	No	Aus
I	Hass	295	2.5	No	NS
I	Hass	300	2.5	No	NS
PERTH					
I	Hass	145	0.99	Store	Aus
I	Hass	220	1.29	Store	Aus
IS	Hass	280	1.69	Store	Aus
Coles	Hass	285	1.98	No	Aus
Coles	Hass	220	1.98	No	Aus
Woolworths	Hass	255	1.98	Store	Aus
Woolworths	Hass	240	1.98	Store	Aus
Woolworths	Hass	230	1.98	Store	Aus
Coles	Hass	265	1.98	No	Aus
IGA	Hass	230	1.99	Store	Aus
I	Hass	260	1.99	No	Aus
I	Hass	280	1.99	Store	Aus
I	Hass	245	1.99	No	NS
IS	Hass	345	2.49	No	Aus
IGA	Hass	260	2.49	No	Aus
IGA	Hass	275	2.49	No	Aus
IGA	Hass	335	2.99	No	NS
I	Hass	295	2.99	No	Aus

Size ranges based on 5.5kg trays	
Size	Weight Range
28	185 - 208g
25	208 - 230g
23	230 - 245g
22	245 - 263g
20	263 - 290g
18	290 - 325g
16	325 - 363g

Special Codes

Cat = fruit is on catalogue special for that city this week
 Store = fruit is on special in that store only this week

Store Codes

I = Independent Fruit and Vegetable stores
 IC = Independent Fruit and Vegetable store Chains
 IS = Independent Supermarkets

Country of Origin Codes

Aus = display sign indicates fruit is from Australia
 NZ = display sign indicates fruit is from New Zealand
 NS = display sign doesn't say where fruit is from