



INFOCADO WEEKLY REPORT

10th to 16th February 2007 (Wk 7)

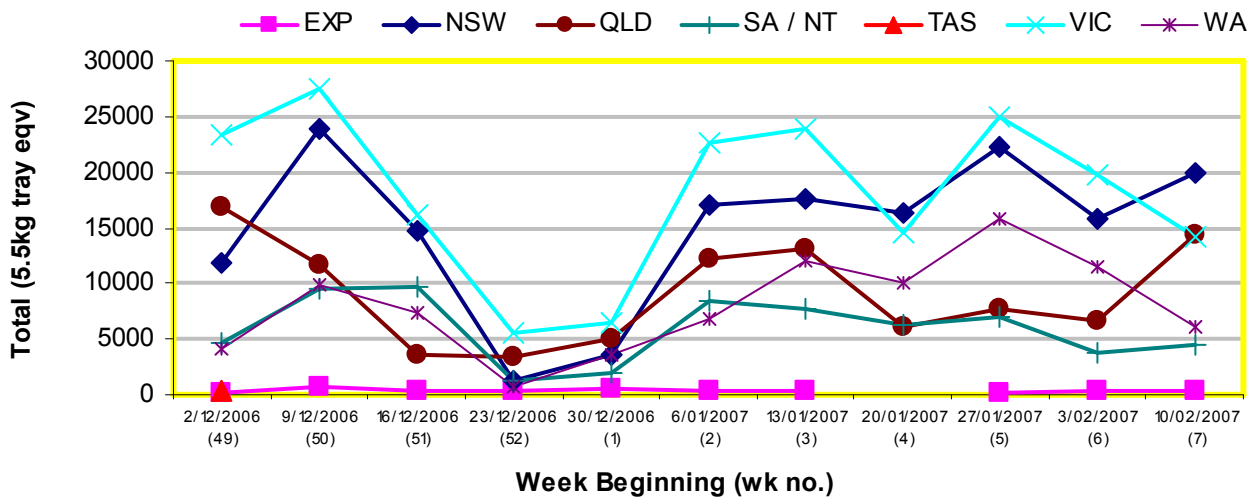
Green shading indicates dispatch data

Yellow shading indicates forecast data

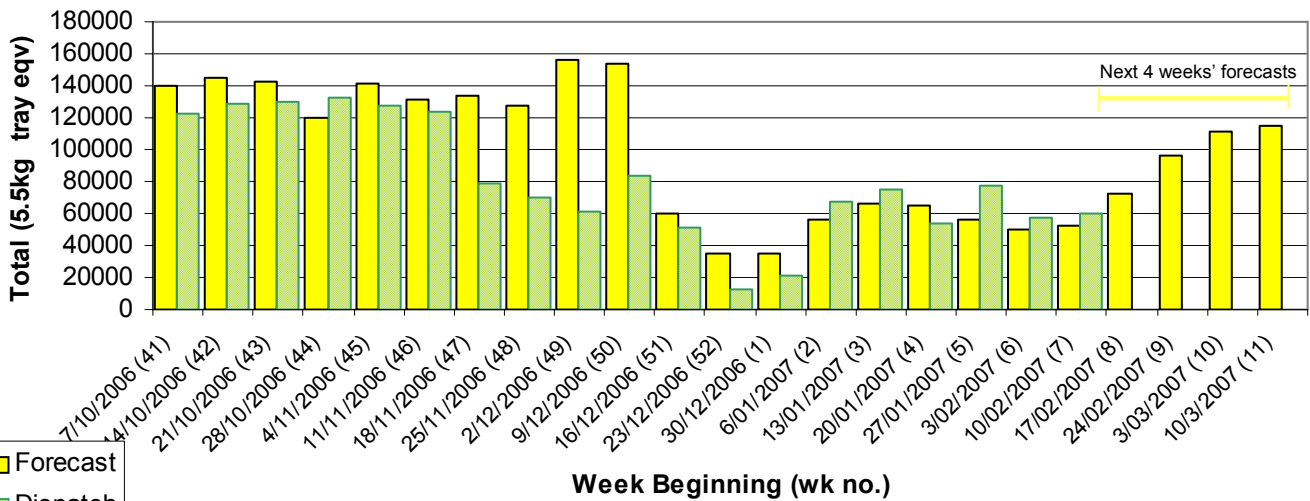
Industry Dispatches 10th February to 16th February (wk 7)

Dest. State	5.5Kg	5.5Kg	5.5Kg	5.5Kg	5.5Kg	5.5Kg	5.5Kg	5.5Kg	5.5Kg	5.5Kg	Bulk	P/PK	5.5Kg Eqv Trays All
	<16	16	18	20	22	23	25	28	28+	Total	10Kg	Kg	Total
EXP									380	380			380
NSW	9	1,292	2,306	4,961	587	2,383	2,510	2,311	13	16,372	1,964		19,943
QLD		158	648	1,760	519	1,583	2,172	2,462	516	9,818	2,536		14,429
SA / NT		6		752		448	959	1,875		4,040	128	1,600	4,564
VIC	31	537	1,442	3,714		2,943	2,101	743		11,511	1,453		14,153
WA		34	72	359	54	2,730	1,062	501	29	4,841	510	2,000	6,132
Total	40	2,027	4,468	11,546	1,160	10,087	8,804	8,272	558	46,962	6,591	3,600	59,600

Throughput Australian avocados by destination State Throughput 1st January 2007 to date = 417,115 5.5kg tray eqv



Dispatch vs weekly forecast for all varieties and all packs (7th October 2006 to 16th March 2007)



Major Capital City Weather Report – week ahead

City	Tue	Wed	Thu	Fri	Public Hols	Upcoming school Hols
Brisbane	30°	29°	29°	30°	Easter—April 6 to 9	6th to 16th April
Melbourne	29°	29°	31°	34°	Labour Day —Mar 14	31st March to 15th April
Perth	31°	31°	29°	33°	Labour Day —Mar 5	5th April to 22nd April
Sydney	27°	27°	27°	28°	Easter—April 6 to 9	6th April to 22nd April

Dispatch Data (Week 7—begin 10/2/07)

Variety	5.5Kg Eqv Trays	Bulk	P/PK	5.5Kg Eqv Trays
	Total	10Kg	Kg	Total
Hass	28,970	3,614	3,600	36,195
Shepard	17,992	2,977		23,405
Total	46,962	6,591	3,600	59,600

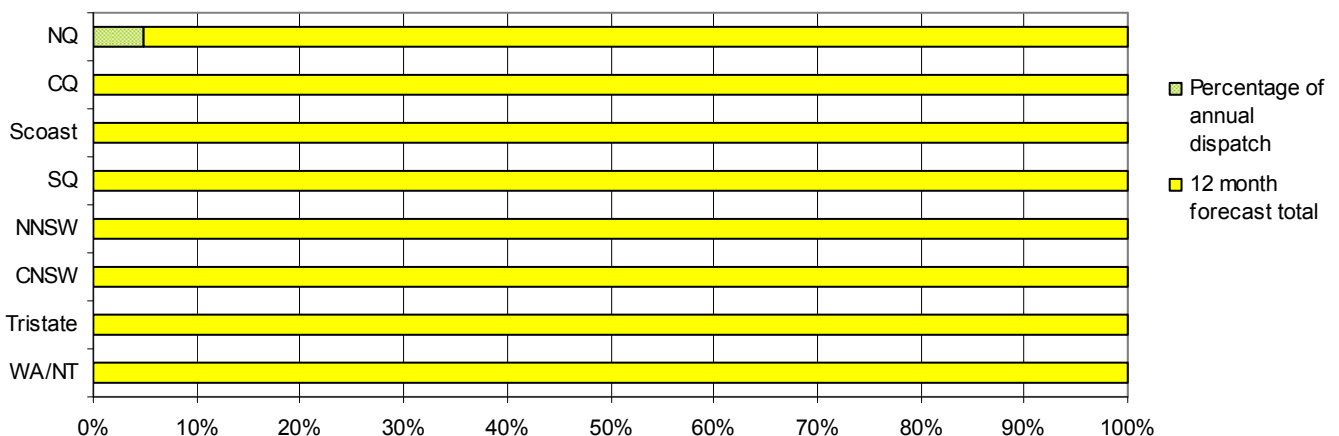
Forecast Data (Week 7-11)

Variety	5.5Kg Tray	Bulk 10Kg	P/Pk Kg	5.5Kg Eqv Tray
Week 7 —begin 3/2/07				
Gwen	150	10		168
Hass	32,770	3,342	3,000	38,846
Lamb Hass	60			60
Reed	400	20		436
Shepard	11,500	700		12,773
Week Total	44,880	4,072	3,000	52,829
Week 8—begin 17/2/07				
Hass	22,070	2,013	3,500	25,730
Shepard	32,986	5,800	11,000	43,531
Week Total	55,056	7,813	14,500	71,898
Week 9—begin 24/2/07				
Fuerte	1,000			1,000
Hass	15,545	1,268	3,500	17,850
Shepard	64,000	5,826	11,000	74,593
Week Total	80,545	7,094	14,500	96,080
Week 10—begin 3/3/07				
Fuerte	2,000			2,000
Hass	8,150	727	2,000	9,472
Shepard	86,000	6,026	16,500	96,956
Week Total	96,150	6,753	18,500	111,792
Week 11—begin 10/3/07				
Hass	6,650	472	2,000	7,508
Pinkerton	200			200
Shepard	93,000	6,022	16,500	103,949
Week Total	99,850	6,494	18,500	115,021

Week 7 contributors

Avocados With Altitude
 AvoLand
 Avonova
 Battistin Orchards
 Bellview Orchards Pty Ltd
 Cazzola B D & A
 Coastal Avocados
 Delroy Orchards
 Gunnadoo Farm
 Hilltop Mareeba
 Kulnura Ambrosia Avocados
 Lavers Orchards
 Lone Gum Avocados
 Mariners Rest
 Mutchilba Valley
 Natures Fruit Company
 Oasis Orchards
 One Harvest
 R & M Waterman
 RM & KL Cornwall
 Rocky Creek Orchards
 Simpsons Farms Pty Ltd
 Sunfresh
 Tinaroo Falls Avocado Trust
 VP & EA Farrell
 W French & Co
 West Aussie Avos
 Willow Creek Strawberries Pty Ltd
 Zanfar Pty Ltd

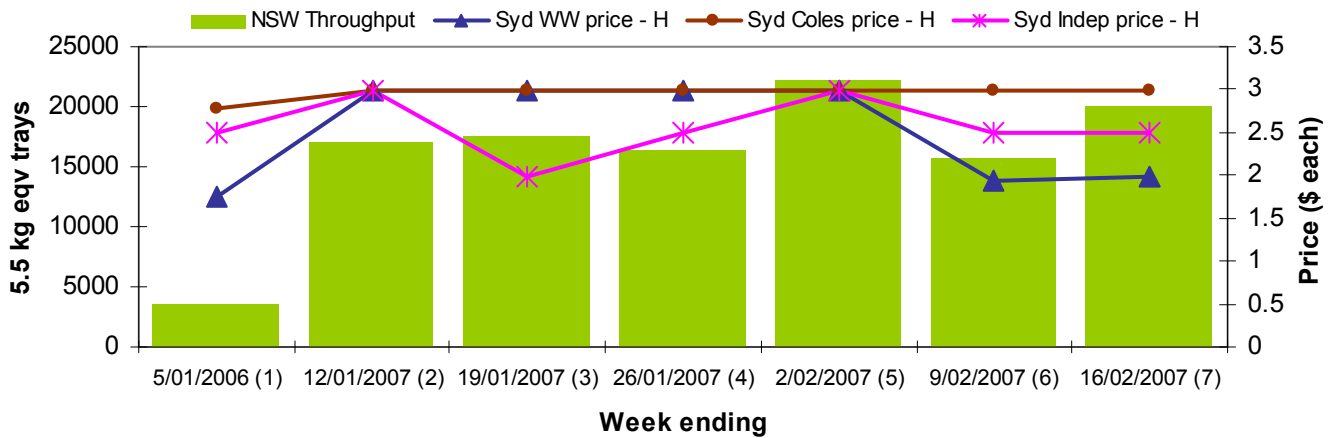
Percentage dispatched by region (Based on seasonal forecast - 2007)



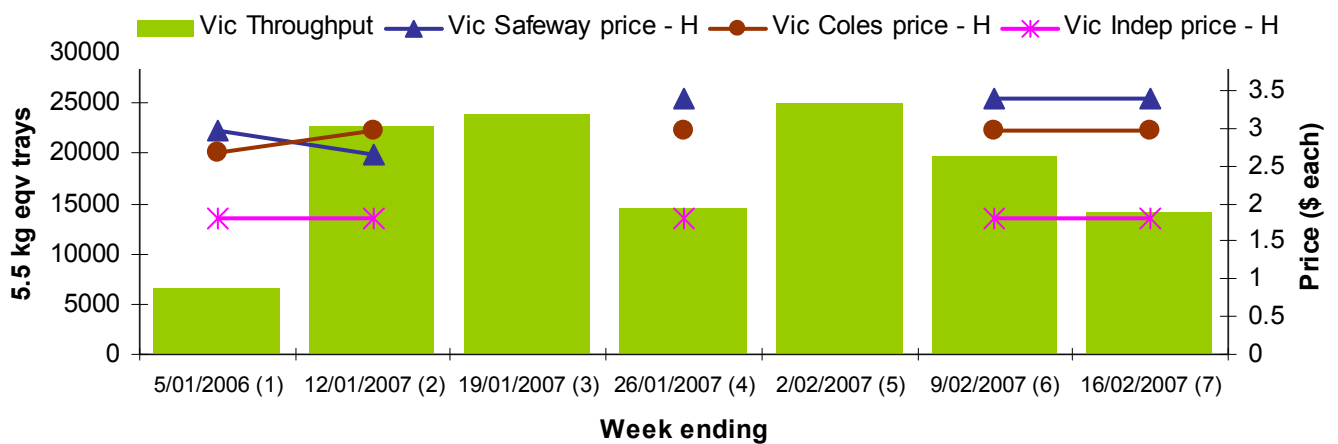
NEW! A snapshot of retail prices are being collected weekly from Woolworths, Coles and an Independent in NSW, Victoria and Brisbane. The purpose is to show the price trend over time in each market—it is not an indication of the average price across the market for the chains.

We are interested in receiving your feedback on this new section of the report. **NB: H = Hass, S= Shepard**

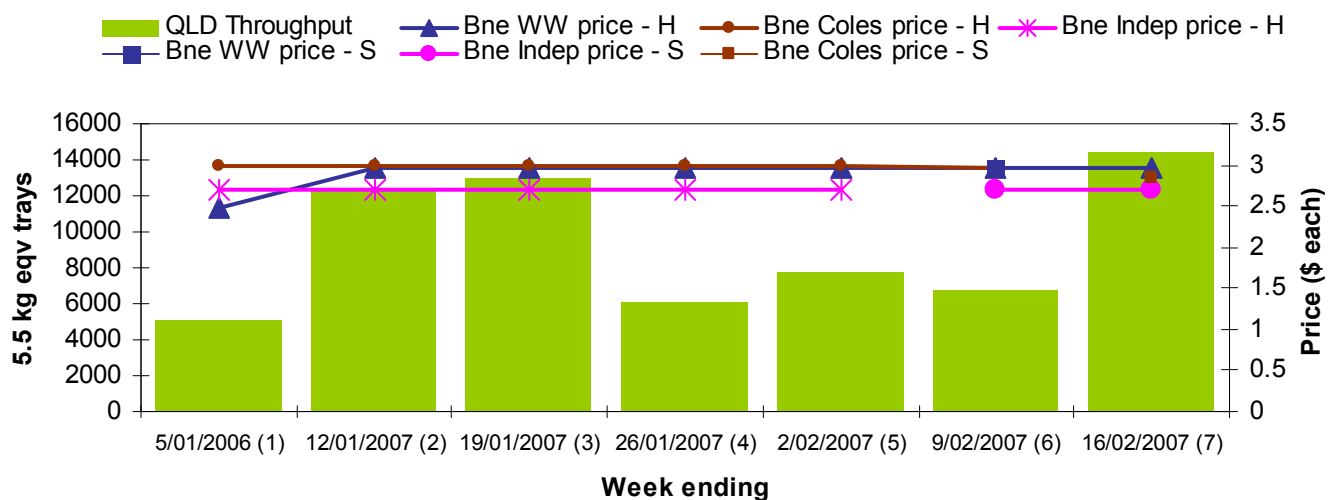
Sydney Avocado Retail Prices vs Dispatches - Destination state NSW



Melbourne Avocado Retail Prices vs Dispatches - Destination state Vic



Brisbane Avocado Retail Prices vs Dispatches - Destination state Qld



For more detailed reports please go to www.avocado.org.au and login to Infocado. Instructions on accessing reports are available in your Infocado Information kit under 'Retrieving information'

For further assistance please contact: Joanna Embry, Ph: 07 3391 2344, Email: infocado@avocado.org.au