



INFOCADO WEEKLY REPORT

17th to 23rd February 2007 (Wk 8)

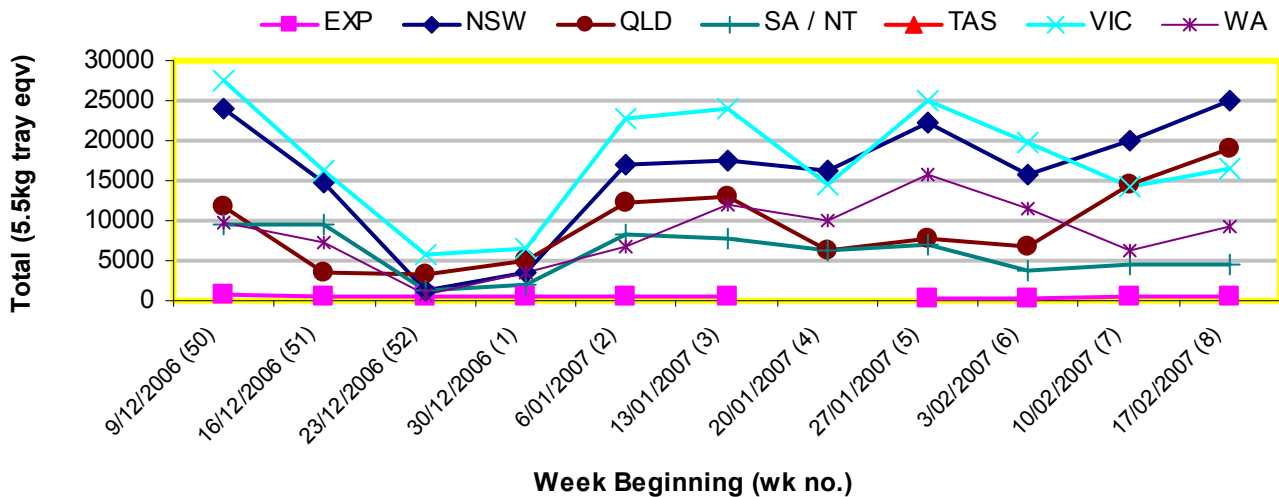
Green shading indicates dispatch data

Yellow shading indicates forecast data

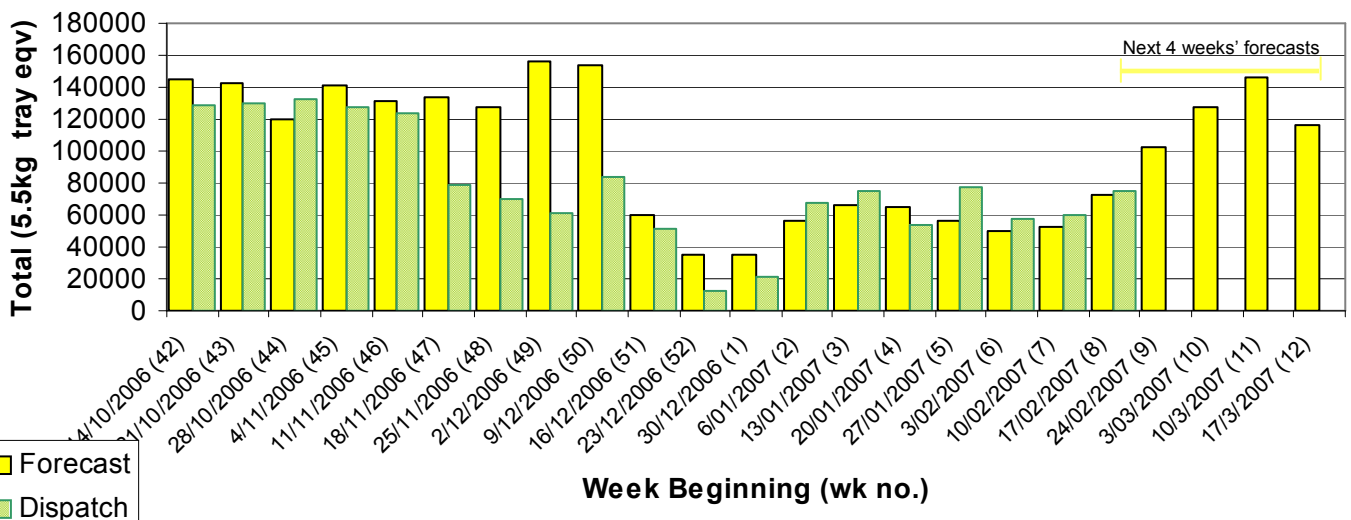
Industry Dispatches 17th February to 23rd February (wk 8)

Dest. State	5.5Kg										Bulk 10Kg	P/PK Kg	5.5Kg Eqv Trays All Total	
	<16	16	18	20	22	23	25	28	28+	Total				
EXP				10					405		415			415
NSW	1	1,168	2,200	4,570	898	3,563	3,360	2,676	74	18,510	3,531		24,930	
QLD	4	125	1,625	1,349	2,919	1,683	1,462	4,118	756	14,041	1,993	6,864	18,913	
SA / NT				173		882	433	1,786		3,274	360	2,500	4,383	
VIC	68	925	2,044	3,639	820	2,818	2,121	1,271	30	13,736	1,562		16,576	
WA		205	481	1,361	160	3,877	1,132	617	13	7,846	627	1,600	9,277	
Total	73	2,423	6,350	11,102	4,797	12,823	8,508	10,873	873	57,822	8,073	10,964	74,494	

Throughput Australian avocados by destination State Throughput 1st January 2007 to date = 494,109 5.5kg tray eqv



Dispatch vs weekly forecast for all varieties and all packs (7th October 2006 to 23rd March 2007)



Major Capital City Weather Report – week ahead

City	Tue	Wed	Thu	Fri	Public Hols	Upcoming school Hols
Brisbane	31°	29°	30°	30°	Easter—April 6 to 9	6th to 16th April
Melbourne	27°	27°	30°	30°	Labour Day —Mar 14	31st March to 15th April
Perth	29°	25°	23°	25°	Labour Day —Mar 5	5th April to 22nd April
Sydney	24°	26°	26°	26°	Easter—April 6 to 9	6th April to 22nd April

Dispatch Data (Week 8—begin 17/2/07)

Variety	5.5Kg Eqv Trays	Bulk	P/PK	5.5Kg Eqv Trays
	Total	10Kg	Kg	Total
Hass	29,295	3,786	4,100	36,924
Sharwil	104	254		566
Shepard	28,423	4,033	6,864	37,004
Total	57,822	8,073	10,964	74,494

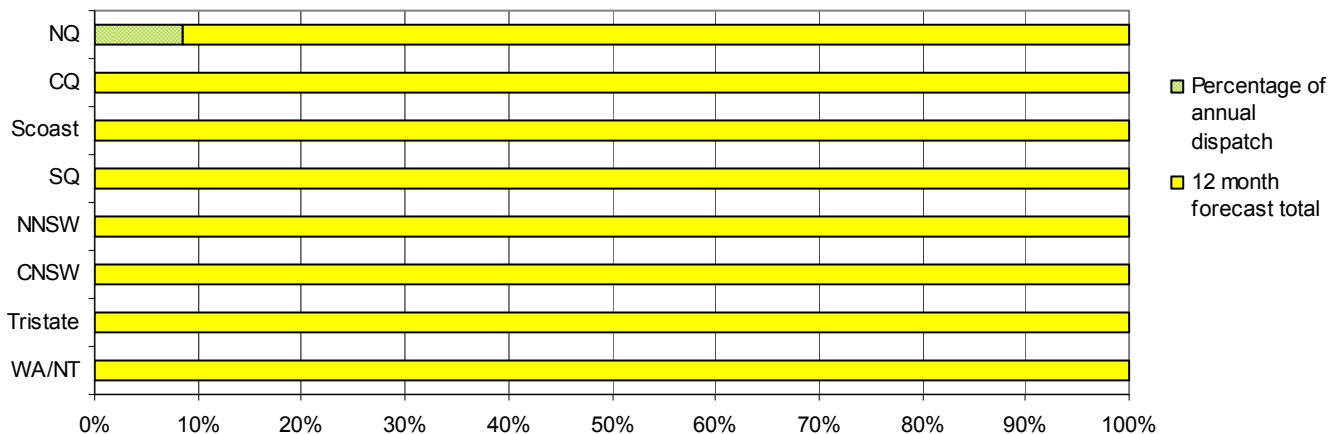
Forecast Data (Week 8-12)

Variety	5.5Kg Tray	Bulk 10Kg	P/Pk Kg	5.5Kg Eqv All Tray
	Week 8—begin 17/2/07			
Hass	22,070	2,013	3,500	26,366
Shepard	32,986	5,800	11,000	45,531
Week Total	55,056	7,813	14,500	71,898
Week 9—begin 24/2/07				
Fuerte	1,000			1,000
Hass	13,395	1,318	4,000	16,519
Shepard	70,800	6,626	11,000	84,847
Week Total	85,195	7,944	15,000	102,365
Week 10—begin 3/3/07				
Fuerte	2,000			2,000
Hass	8,520	697	2,500	10,242
Shepard	99,000	7,376	16,500	115,410
Week Total	109,520	8,073	19,000	127,653
Week 11—begin 10/3/07				
Hass	6,450	472	2,500	7,763
Pinkerton	200			200
Shepard	121,000	7,576	16,500	137,775
Week Total	127,650	8,048	19,000	145,737
Week 12—begin 17/3/07				
Hass	2,650	116	2,500	3,315
Shepard	98,000	6,792	16,500	113,349
Week Total	100,650	6,908	19,000	116,665

Week 8 contributors

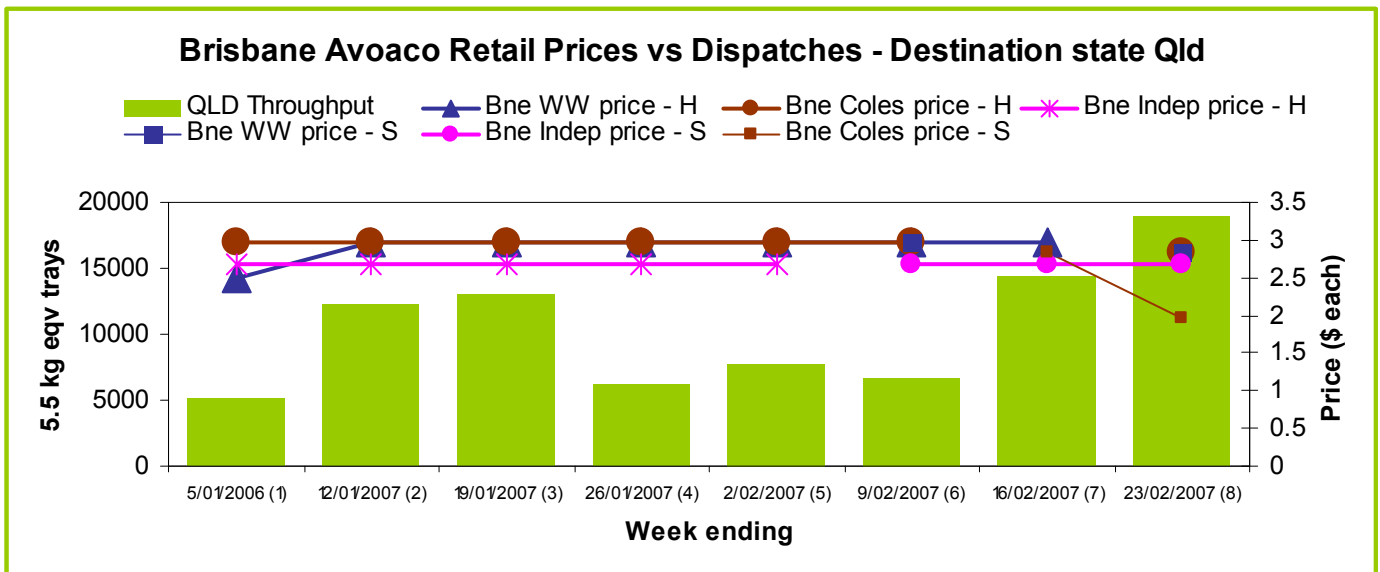
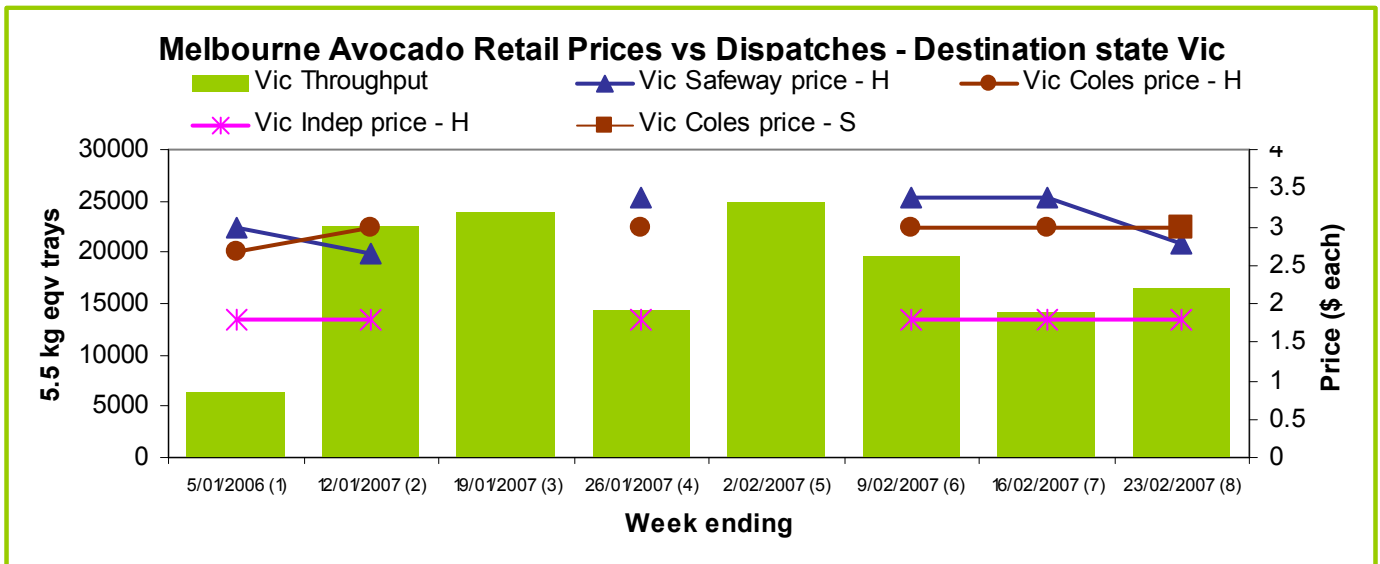
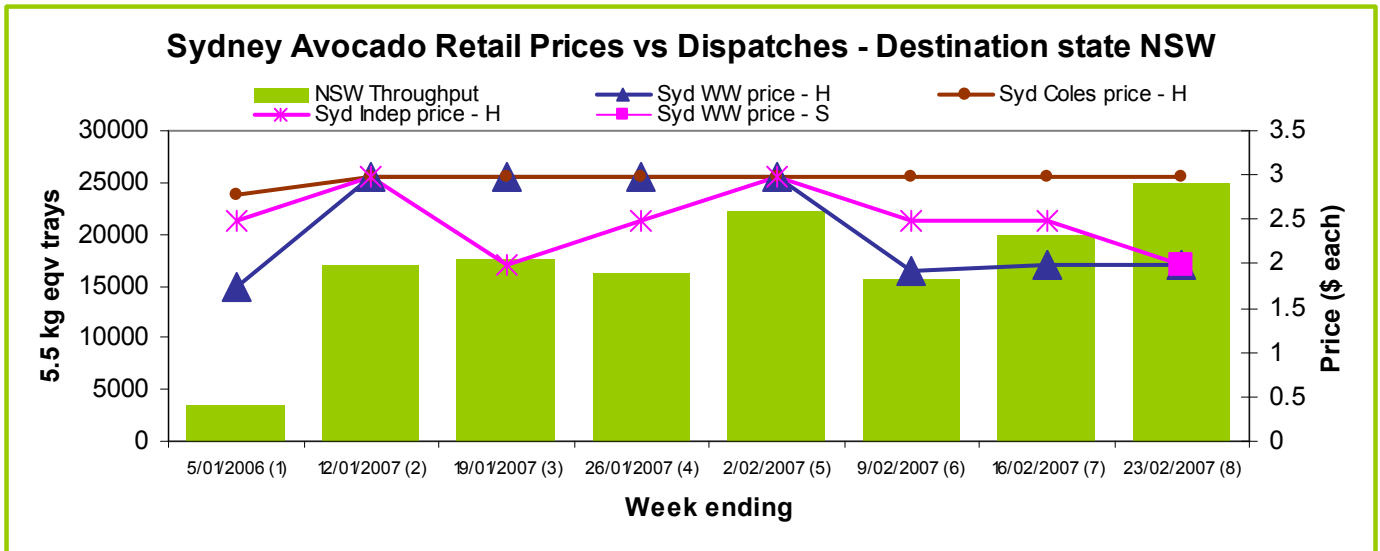
Avocados With Altitude
 AvoLand
 Avonova
 Bellview Pty Ltd
 Cazzola B D & A (Hummingbird Produce)
 Coastal Avocados
 Delroy Orchards
 Gunnadoo Farm
 Kulnura Ambrosia Avocados
 Lavers Orchards
 Lone Gum Avocados
 Mariners Rest
 Mutchilba Valley
 Natures Fruit Company
 Oasis Orchards
 One Harvest
 R & M Waterman
 Rocky Creek Orchards
 Simpsons Farms Pty Ltd
 Sunfresh
 Tinaroo Falls Avocado Trust
 VP & EA Farrell
 W French & Co
 West Aussie Avos
 Willow Creek Strawberries Pty Ltd
 Zanfar Pty Ltd

Percentage dispatched by region (Based on seasonal forecast - 2007)



NEW! A snapshot of retail prices are being collected weekly from Woolworths, Coles and an Independent in NSW, Victoria and Brisbane. The purpose is to show the price trend over time in each market—it is not an indication of the average price across the market for the chains.

We are interested in receiving your feedback on this new section of the report. **NB: H = Hass, S= Shepard**



For more detailed reports please go to www.avocado.org.au and login to Infocado. Instructions on accessing reports are available in your Infocado Information kit under 'Retrieving information'

For further assistance please contact: Joanna Embry, Ph: 07 3391 2344, Email: infocado@avocado.org.au