



INFOCADO WEEKLY REPORT

24th February to 2nd March 2007 (Wk 9)

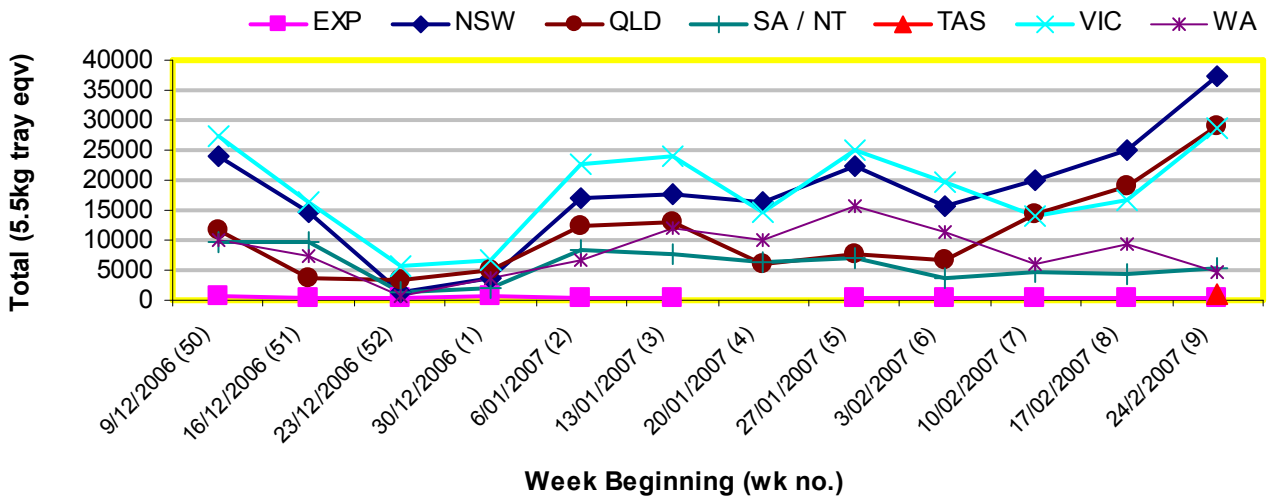
Green shading indicates dispatch data

Yellow shading indicates forecast data

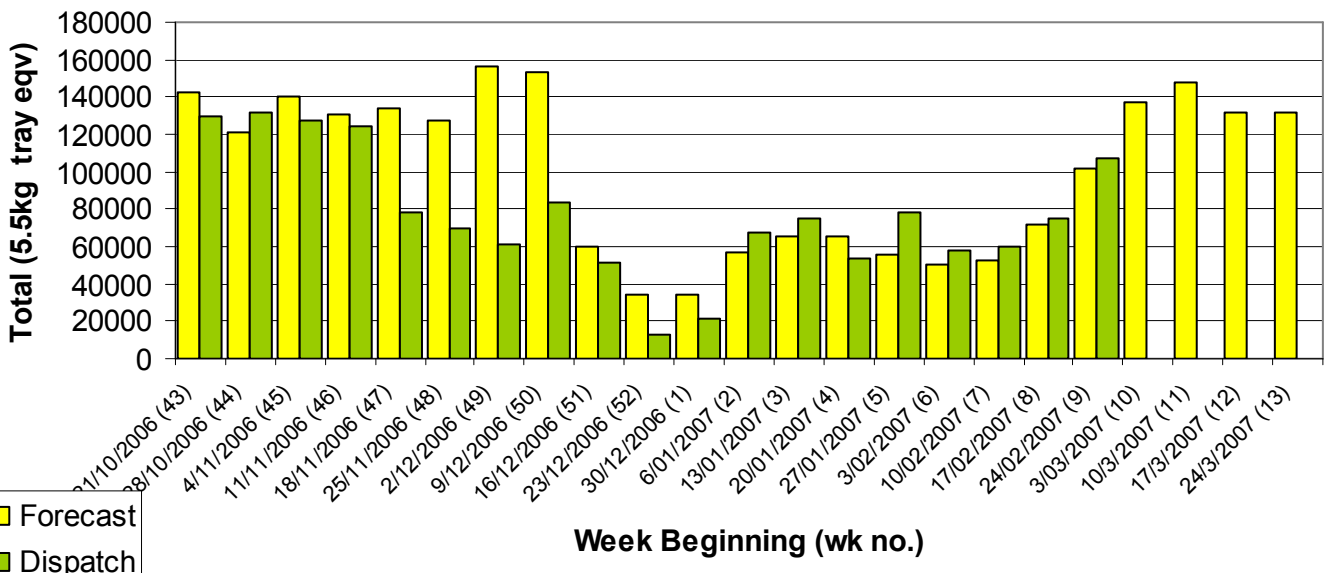
Industry Dispatches 24th February to 2nd March (wk 9)

Dest. State	5.5Kg	5.5Kg	5.5Kg	5.5Kg	5.5Kg	5.5Kg	5.5Kg	5.5Kg	5.5Kg	5.5Kg	Bulk	P/PK	5.5Kg Eqv Trays All
	<16	16	18	20	22	23	25	28	28+	Total	10Kg	Kg	Total
EXP								403					
NSW	35	661	2,123	5,671	4,444	6,238	7,650	3,231	78	30,171	2,289	16,698	37,369
QLD		163	382	2,453	2,358	1,446	3,960	4,214	544	15,720	5,503	18,707	29,127
SA / NT				144		464	2,224	1,839		4,671	252	1,500	5,402
VIC		464	3,699	8,489	82	2,502	6,284	2,302	492	24,314	2,372		28,627
WA	60	114	156	494		2,203	757	326	16	4,126	115	1,800	4,662
Total	95	1,402	6,360	17,261	7,084	12,893	22,027	12,315	1,130	80,563	10,531	38,705	106,752

Throughput Australian avocados by destination State Throughput 1st January 2007 to date = 600,860 5.5kg tray eqv



Dispatch vs weekly forecast for all varieties and all packs (21st October 2006 to 31st March 2007)



Major Capital City Weather Report – week ahead

City	Tue	Wed	Thu	Fri	Public Hols	Upcoming school Hols
Brisbane	29°	29°	30°	28°	Easter—April 6 to 9	6th to 16th April
Melbourne	24°	29°	30°	32°	Labour Day —Mar 12	31st March to 15th April
Perth	40°	40°	23°	28°	Easter —April 6 to 9	5th April to 22nd April
Sydney	22°	23°	26°	27°	Easter—April 6 to 9	6th April to 22nd April

Dispatch Data (Week 9—begin 24/2/07)

Variety	5.5Kg Eqv Trays	Bulk	P/PK	5.5Kg Eqv Trays
	Total	10Kg	Kg	Total
Fuerte	950	1		952
Hass	20,384	1,398	3,300	23,526
Shepard	59,233	9,132	35,405	82,274
Total	80,567	10,531	38,705	106,752

Forecast Data (Week 9-13)

Variety	4Kg	5.5kg	Bulk	P/Pk	5.5Kg Eqv All
	Tray	Tray	10Kg	Kg	Tray

Week 9—begin 24/2/07

Fuerte		1,000			1,000
Hass		13,395	1,318	4,000	16,519
Shepard		70,800	6,626	11,000	82,847
Week Total		85,195	7,944	15,000	102,202

Week 10—begin 3/3/07

Fuerte		1,200			1,200
Hass		10,820	947	3,000	12,542
Shepard		103,700	7,576	27,900	117,475
Week Total		115,720	8,523	30,900	136,835

Week 11—begin 10/3/07

Fuerte		1,200			1,200
Hass		6,250	428	2,500	7,028
Pinkerton		200			200
Reed		60	8		75
Shepard		121,000	7,326	27,900	134,320
Week Total		128,710	7,726	30,400	148,350

Week 12—begin 17/3/07

Fuerte		1,200			1,200
Hass		2,870	116	2,500	3,081
Shepard		109,000	6,946	27,900	121,629
Week Total		113,070	7,062	30,400	131,437

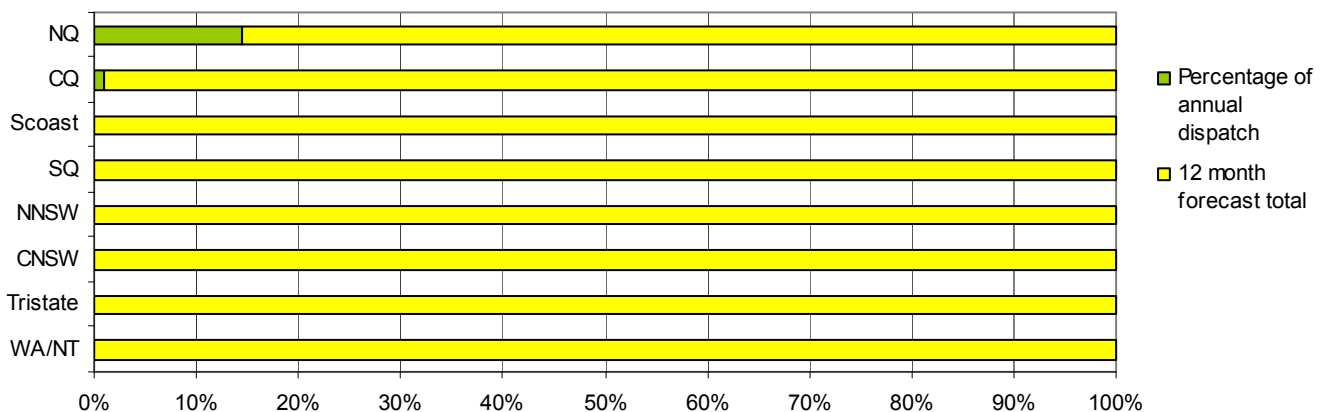
Week 13—begin 24/3/07

Fuerte		1,700	100		1,882
Hass	2,000	7,450	380	2,500	9,595
Shepard		102,100	7,000	27,900	114,827
Week Total	2,000	111,250	7,480	30,400	131,832

Week 9 contributors

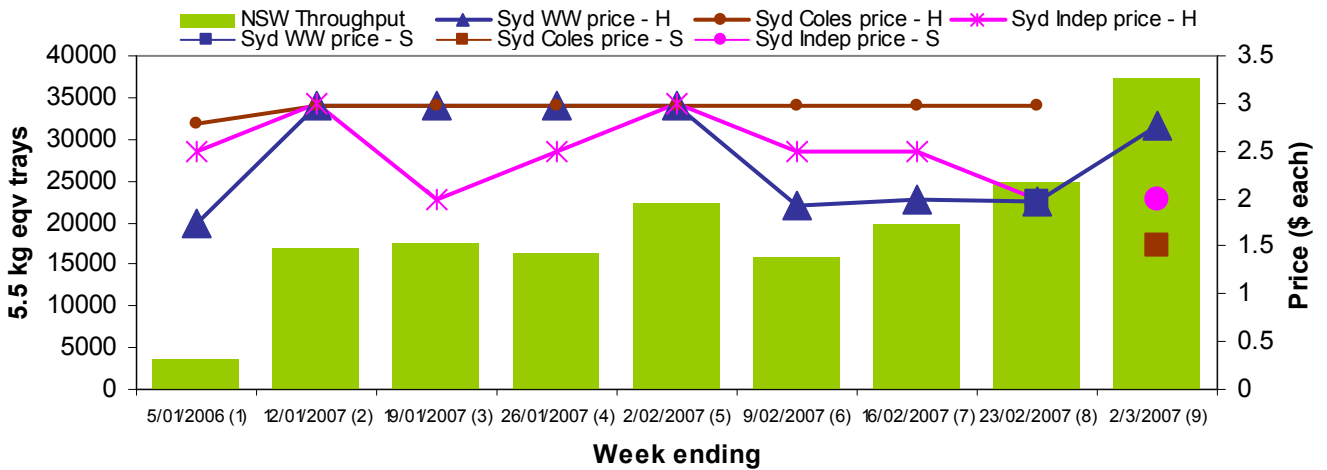
Avocados With Altitude
 Avonova
 Bellview Pty Ltd
 Cazzola B D & A (Hummingbird Produce)
 Coastal Avocados
 Delroy Orchards
 Donovan Avocados
 Gunnadoo Farm
 J & K Hummer
 Kulnura Ambrosia Avocados
 Lavers Orchards
 Lone Gum Avocados
 Mariners Rest
 Natures Fruit Company
 Oasis Orchards
 One Harvest
 R & M Waterman
 Rocky Creek Orchards
 Simpsons Farms Pty Ltd
 Sunfresh
 Tinaroo Falls Avocado Trust
 VP & EA Farrell
 Willow Creek Strawberries Pty Ltd
 Zanfar Pty Ltd

Percentage dispatched by region (Based on seasonal forecast - 2007)

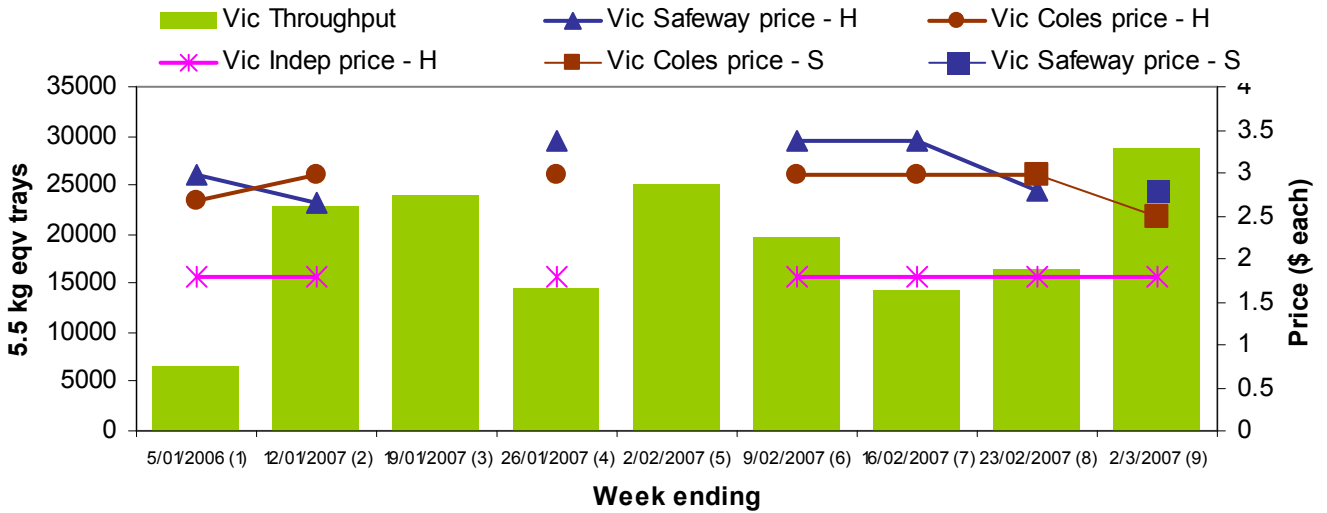


NB: H = Hass, S= Shepard

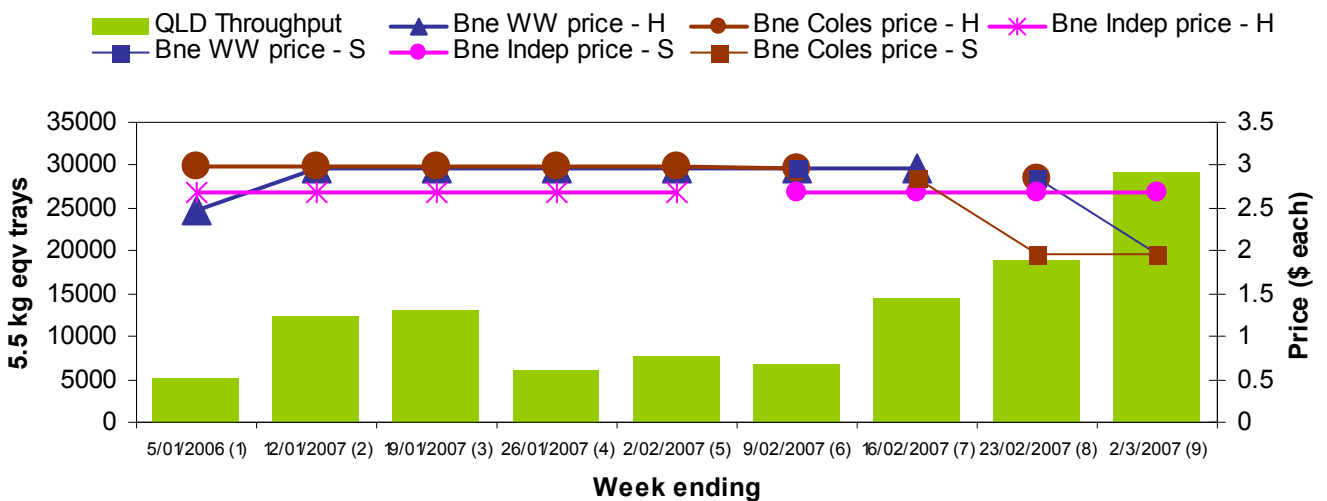
Sydney Avocado Retail Prices vs Dispatches - Destination state NSW



Melbourne Avocado Retail Prices vs Dispatches - Destination state Vic



Brisbane Avocado Retail Prices vs Dispatches - Destination state Qld



For more detailed reports please go to www.avocado.org.au and login to Infocado. Instructions on accessing reports are available in your Infocado Information kit under 'Retrieving information'

For further assistance please contact: Joanna Embry, Ph: 07 3391 2344, Email: infocado@avocado.org.au