



# INFOCADO CROP FORECAST

## Quarterly Report—April 2009

Welcome to the quarterly Infocado report. This report is released in the months January, April, July and October. Each reports shows the previous 12 month's dispatch figures and the future 12 month's forecast figures including both Australian and New Zealand data where and when available.

### Australian Avocados Forecast Apr 08 to Mar 09 (5.5 kg eqv trays) - from quarterly report April 08

	Apr 08	May 08	Jun 08	Jul 08	Aug 08	Sep 08	Oct 08	Nov 08	Dec 08	Jan 09	Feb 09	Mar 09	12 Mth Total
<b>Total</b>	782,287	848,805	813,796	853,641	928,442	637,768	677,942	585,245	466,631	417,211	446,796	699,980	<b>8,158,544</b>

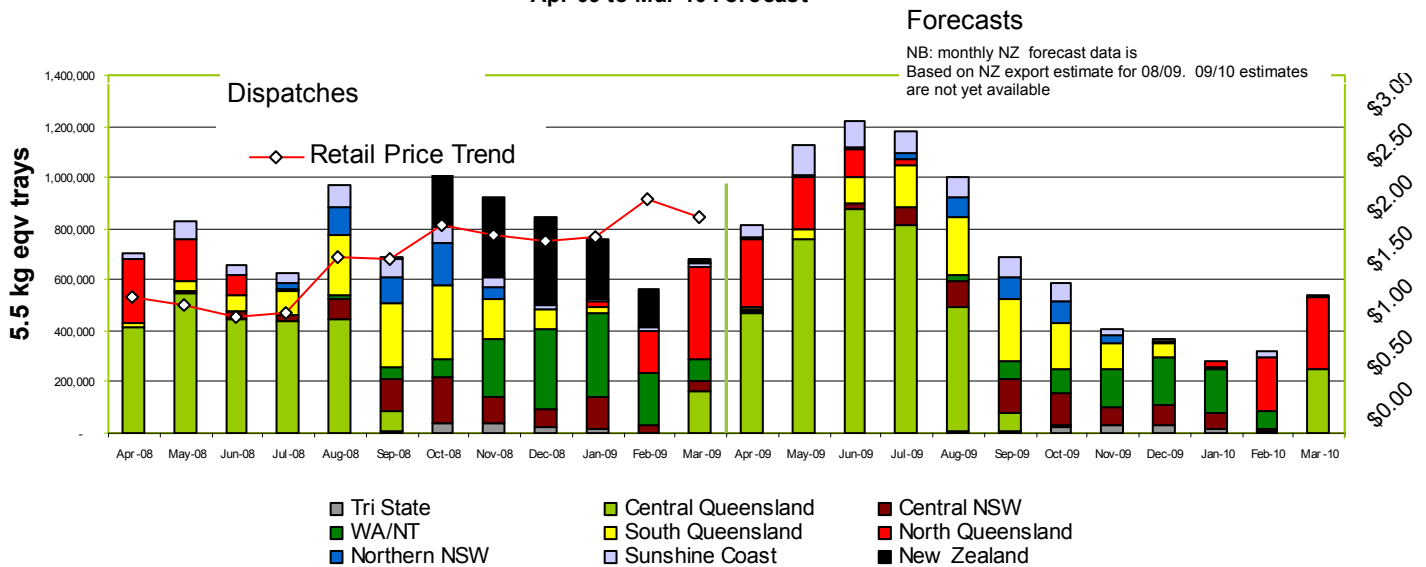
### Australian Avocados Dispatches Apr 08 to Mar 09 (5.5 kg eqv trays)

<b>Total</b>	706,696	831,075	653,315	621,978	969,937	679,882	808,788	609,553	496,809	523,359	414,783	668,592	<b>7,984,766</b>
--------------	---------	---------	---------	---------	---------	---------	---------	---------	---------	---------	---------	---------	------------------

### Australian Avocados Forecast Apr 09 to Mar 10 (5.5 kg eqv trays)

	Apr 09	May 09	Jun 09	Jul 09	Aug 09	Sep 09	Oct 09	Nov 09	Dec 09	Jan 10	Feb 10	Mar 10	12 Mth Total
<b>Hass</b>	403,101	1,030,823	1,127,350	1,083,059	929,004	668,546	573,366	401,760	358,459	246,452	83,872	10,063	<b>6,915,855</b>
<b>Shepard</b>	358,373	14,824	-	-	-	-	-	-	-	21,176	228,138	521,667	<b>1,144,178</b>
<b>Other</b>	53,059	78,198	91,436	99,960	72,247	18,706	14,176	7,588	12,176	15,294	4,965	5,294	<b>473,100</b>
<b>Total</b>	<b>814,533</b>	<b>1,123,844</b>	<b>1,218,786</b>	<b>1,183,019</b>	<b>1,001,251</b>	<b>687,252</b>	<b>587,542</b>	<b>409,348</b>	<b>370,636</b>	<b>282,923</b>	<b>316,974</b>	<b>537,024</b>	<b>8,533,133</b>

Australian & New Zealand Avocados: Apr 08 to Mar 09 Dispatch / Apr 09 to Mar 10 Forecast



### Apr 08 to Mar 09 Dispatches & Apr 09 to Mar 10 Australian Avocado Production Estimates 5.5kg eqv trays

Region	Apr 08 to Mar 09	Apr 09 to Mar 10
North Queensland	1,045,361	1,114,642
Central Queensland	2,530,260	3,733,807
Sunshine Coast	470,739	633,093
Southern Queensland	1,252,988	1,142,094
Northern NSW	454,776	340,085
Central NSW	812,097	668,118
Tri State	129,211	123,588
WA	1,289,334	777,706
<b>Total</b>	<b>7,984,766</b>	<b>8,533,133</b>

### Comments from the CEO

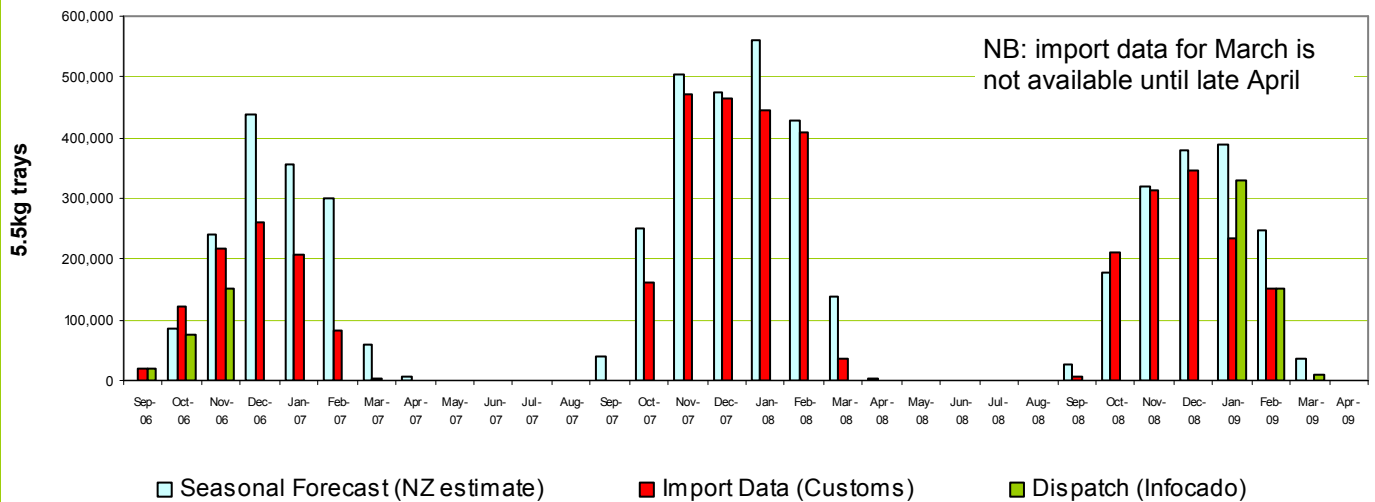
The 2009 crop forecast continues to remain higher than any previous year. The cyclone season is almost at an end and the crop that we have now looks to be the one we will all have to manage.

NQ has had a smaller Shepard crop than estimated, the overall dispatch volumes for the month of February 2009 were down by just under 10% and March by just under 5%. These reductions can only have helped the volumes to come.

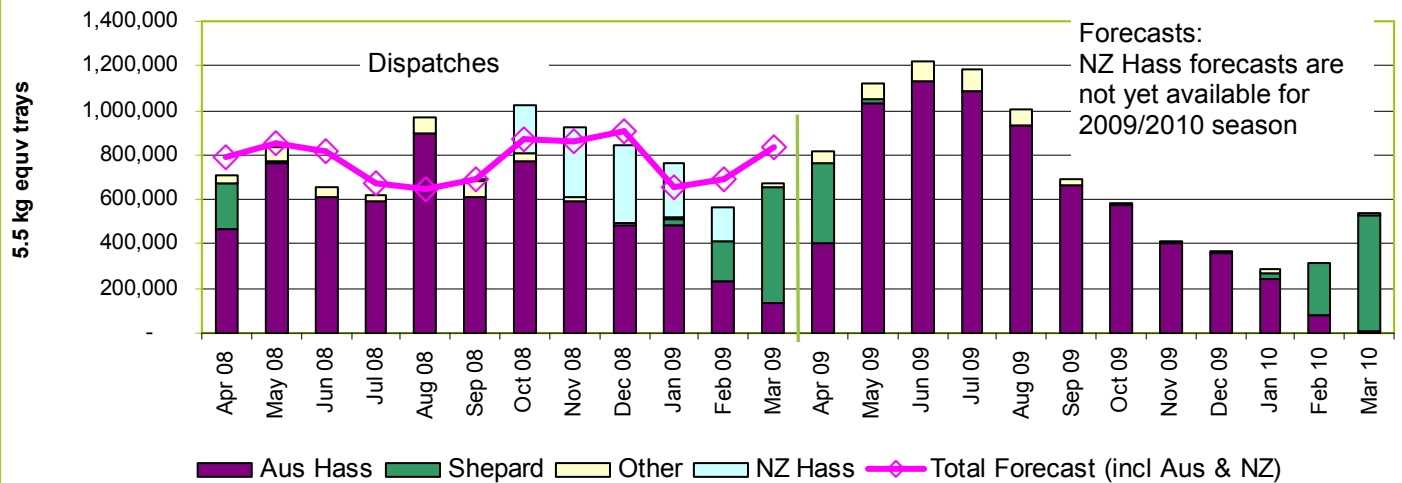
The period from May to August is looking to be large - volumes of over 1 million trays per month, with the period from September onwards having significantly reduced Australian fruit in the market. New Zealand "early" estimates are yet to be finalized for the 2009-10 season.

Export of fruit is going to be absolutely essential over the current year and into the future. A number of groups have and are formulating plans for expanded export activity. Please support these initiatives to benefit the overall domestic values.

## New Zealand Avocados - Dispatch and Forecast



## Apr 08 to Mar 09 Dispatches & Apr 09 to Mar 10 Forecasts Avocados by Variety



NB: NZ Dispatch figures sourced from Australian Customs, NZ forecast figures are based on NZ export estimate for 08/09. The total forecast line (pink line) in the chart above illustrates the most up to date forecasts as per previous quarterly reports eg. The October, November & December figures come from the October 08 quarterly report and the figures from January, February & March 2009 come from the January 09 quarterly report.

## Seasonal Forecast Contributors

Advance Packing & Marketing Services	DG & CJ Kafer	Mariners Rest	Sunny Bluff Produce Pty Ltd
Avocado Industry Council (NZAGA)	Donovan Family Investment trust	Merrinee Farms	Sunnyspot Packhouse PL
Avocado Ridge	G & C Christensen	Midcoast Avocados	Sunrise Avocados
Avocados With Altitude Pty Ltd	G & J Krenske	Mount Hallen Avocados	SuperPak Group Pty Ltd
Avonova	Goodlife Orchards	Mountain Fresh	Tam MT Farm Management
Avowest	Googa Farms	Mt Binga Orchards Pty Ltd	The Avocado Grove
Balmoral Orchard	Green Nugget Orchards	Natures Fruit Company	The I & R Family Trust
Bellview Orchards Pty Ltd	Green Pear Avocado	NJ & JK Donovan	The Jonsson Family Trust
Blackboy Ridge Pty Ltd	Gunnado Farm	One Harvest	Theart Farming Pty Ltd
Blushing Acres Pty Ltd	Hilltop Mareeba	Perseverance Farming Co	Tinaroo Falls Avocado Trust
BT & RG Pegg	I & A Tolson	R & M Waterman	Touchwood Farming
C F Fechner	J & K Hummer	R & S Bamess	Tropicado Avocados
Chinoola Orchards	JB & CM Culross	RM & KL Cornwall	VP & EA Farrell
Chislett Developments Pty Ltd	Jirel Holdings	Rob Farnsworth Pty Ltd	West Aussie Avos
Chris and Sue Allan	Kulnura Ambrosia Avocados	Simpsons Farms Pty Ltd (1)	Willow Creek Strawberries Pty Ltd
Coastal Avocados	Lavers Orchards	Summerland House With No Steps	WJ Row
Delroy Orchards	Malic Properties Pty Ltd	Sunfresh	Zanfar Pty Ltd

For more detailed reports please go to [www.avocado.org.au](http://www.avocado.org.au) and login to Infocado. Instructions on accessing reports are available in your Infocado Information kit under 'Retrieving information'

For further assistance please contact: Joanna Embry, Ph: 0448 113 007, Email: [infocado@avocado.org.au](mailto:infocado@avocado.org.au)

**This report has been authorised by Antony Allen, CEO Avocados Australia on the 16th April 2009**