



INFOCADO CROP FORECAST

Quarterly Report—January 2009

Welcome to the quarterly Infocado report. This report is released in the months January, April, July and October. Each reports shows the previous 12 month's dispatch figures and the future 12 month's forecast figures including both Australian and New Zealand data where and when available.

Australian Avocados Forecast Jan 08 to Dec 08 (5.5 kg eqv trays)

| | Jan 08 | Feb 07 | Mar 08 | Apr 08 | May 08 | Jun 08 | Jul 08 | Aug 08 | Sep 08 | Oct 08 | Nov 08 | Dec 08 | 12 Mth Total |
|--------------|---------|---------|---------|---------|---------|---------|---------|-----------|---------|---------|---------|---------|------------------|
| Total | 225,323 | 396,080 | 807,534 | 825,842 | 962,553 | 894,933 | 786,937 | 1,035,938 | 868,117 | 599,192 | 580,516 | 515,627 | 8,498,593 |

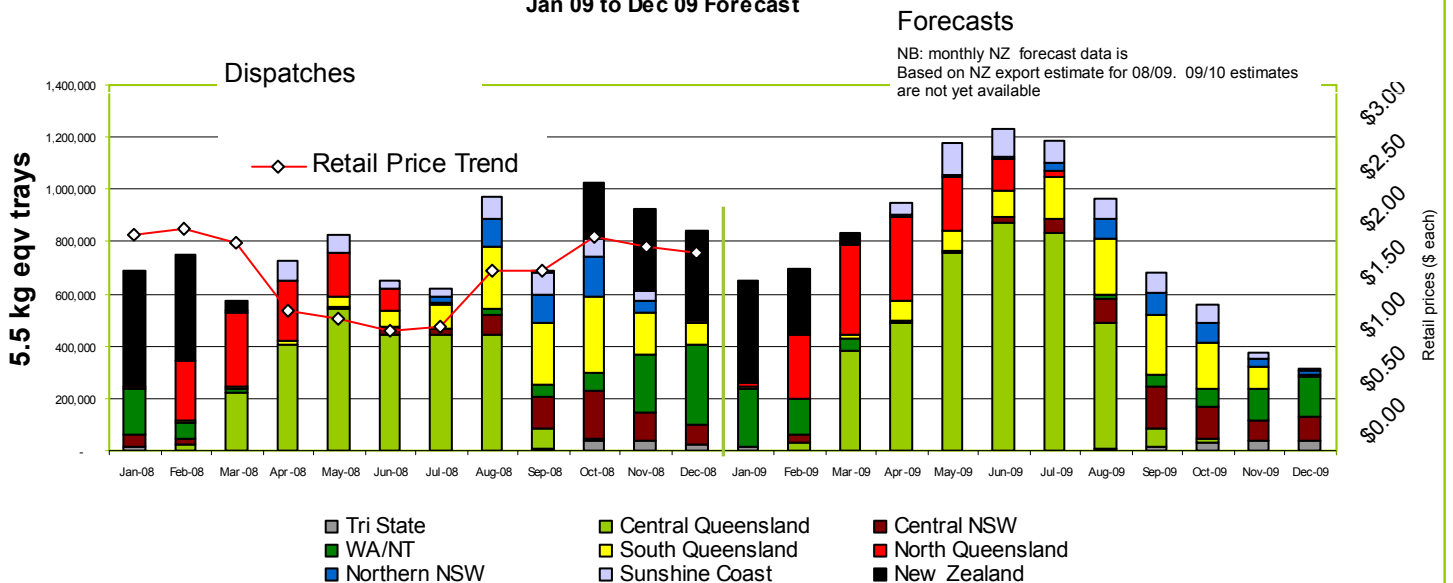
Australian Avocados Dispatches Jan 08 to Dec 08 (5.5 kg eqv trays)

| | | | | | | | | | | | | | |
|--------------|---------|---------|---------|---------|---------|---------|---------|---------|---------|---------|---------|---------|------------------|
| Total | 246,319 | 345,338 | 535,112 | 726,639 | 828,536 | 651,693 | 620,307 | 970,221 | 681,506 | 811,530 | 611,612 | 499,358 | 7,528,172 |
|--------------|---------|---------|---------|---------|---------|---------|---------|---------|---------|---------|---------|---------|------------------|

Australian Avocados Forecast Jan 09 to Dec 09 (5.5 kg eqv trays)

| | Jan 09 | Feb 09 | Mar 09 | Apr 09 | May 09 | Jun 09 | Jul 09 | Aug 09 | Sep 09 | Oct 09 | Nov 09 | Dec 09 | 12 Mth Total |
|----------------|----------------|----------------|----------------|----------------|------------------|------------------|------------------|----------------|----------------|----------------|----------------|----------------|------------------|
| Hass | 224,120 | 159,762 | 83,961 | 409,819 | 1,077,641 | 1,140,330 | 1,090,246 | 894,186 | 661,476 | 543,338 | 360,142 | 298,543 | 6,943,565 |
| Shepard | 16,471 | 271,765 | 685,386 | 492,491 | 23,647 | - | - | - | - | - | - | - | 1,489,759 |
| Other | 23,529 | 16,635 | 26,176 | 47,529 | 79,609 | 91,731 | 97,960 | 72,765 | 18,118 | 13,588 | 11,353 | 14,529 | 513,524 |
| Total | 264,120 | 448,162 | 795,523 | 949,839 | 1,180,897 | 1,232,061 | 1,188,206 | 966,951 | 679,594 | 556,926 | 371,495 | 313,073 | 8,946,847 |

Australian & New Zealand Avocados: Jan 08 to Dec 08 Dispatch / Jan 09 to Dec 09 Forecast



Jan 08 to Dec 08 Dispatches & Jan 09 to Dec 09 Australian Avocado Production Estimates 5.5kg eqv trays

| Region | 2008 | 2009 |
|--------------------|------------------|------------------|
| North Queensland | 1,017,208 | 1,291,361 |
| Central Queensland | 2,591,773 | 3,926,486 |
| Sunshine Coast | 492,155 | 624,838 |
| South Queensland | 1,215,004 | 1,148,235 |
| North NSW | 452,369 | 338,026 |
| Central NSW | 706,119 | 652,706 |
| Tri State | 125,219 | 148,365 |
| Western Australia | 928,325 | 816,831 |
| Total | 7,528,172 | 8,946,847 |

Comments from the CEO

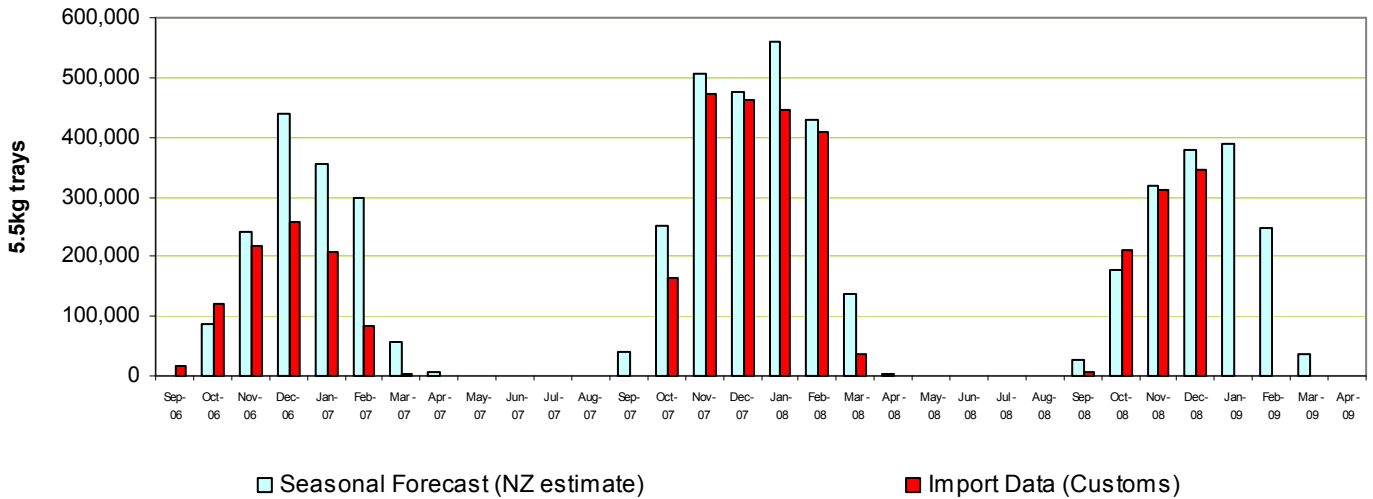
The forecasts for the 2009 year are continuing to look larger than any previous year. The 2009 crop is looking at being just over 49,000 tonnes.

This increased volume of fruit at this stage is concentrated during the months of March to September. The New Zealand advanced estimates, for 2009/10 are not yet completed so in April we will see how the New Zealand crop is spread in the last quarter of the year.

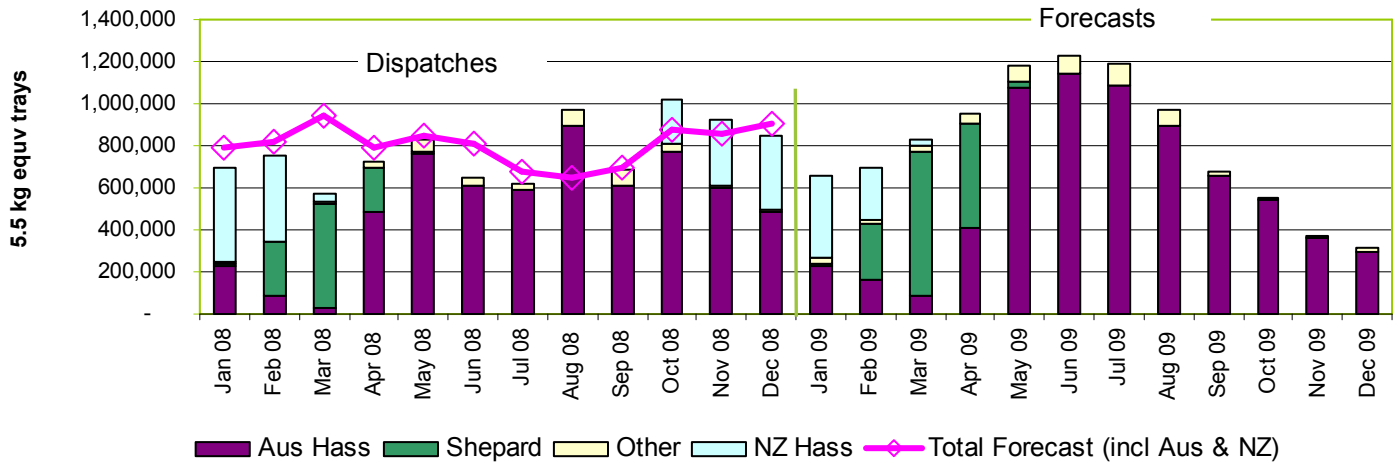
This year's crop will take careful planning and will need constant communication between retailers, wholesalers and growers. This will be more necessary than ever before due to the size of the crop.

The national avocado promotion program will be working harder than ever to drive consumer demand. Exports and foodservice will continue to be the added focus.

New Zealand Avocados - Dispatch and Forecast



Jan 08 to Dec 08 Dispatches & Jan 09 to Dec 09 Forecasts Avocados by Variety



NB: NZ Dispatch figures sourced from Australian Customs, NZ forecast figures are based on NZ export estimate for 08/09. The total forecast line (pink line) in the chart above illustrates the most up to date forecasts as per previous quarterly reports eg. The October, November & December figures come from the October 08 quarterly report and the figures from July, August & September come from the July 08 quarterly report.

Seasonal Forecast Contributors

| | | | |
|--------------------------------------|----------------------------|---------------------------|-----------------------------------|
| Advance Packing & Marketing Services | DG & CJ Kafer | Lone Gum Avocados | Summerland House With No Steps |
| Avocado Industry Council (NZAGA) | Donovan Avocados | Malic Properties Pty Ltd | Sunfresh |
| Avocado Ridge | G & C Christensen | Mariners Rest | Sunny Bluff Produce Pty Ltd |
| Avocados With Altitude | G & J Krenske | Meliora Farm | Sunnyspot Packhouse PL |
| AvoLand | Goodlife Orchards | Merrinee Farms | Sunrise Avocados |
| Avonova | Googa Farms | Midcoast Avocados | Tam MT Farm Management |
| Avowest | Green Nugget Orchards | Mount Hallen Avocados | The Avocado Grove |
| Balmoral Orchard | Green Pear Avocado | Mountain Fresh | The Jonsson Family Trust |
| Battistin Orchards | Gunnado Farm | Mt Binga Orchards Pty Ltd | Theart Farming Pty Ltd |
| Bellview Orchards Pty Ltd | Highclare Nominees Pty Ltd | Mutchilba Valley | Tinaroo Falls Avocado Trust |
| Blackboy Ridge Pty Ltd | Hilltop Mareeba | Natures Fruit Company | Touchwood Farming |
| Blushing Acres | I & A Tolson | Oasis Orchards | Tropicado Avocados |
| BT & RG Pegg | I & R Philpott | One Harvest | VP & EA Farrell |
| C F Fechner | ID & AM Leighton | Perseverance Farming Co | West Aussie Avos |
| Chinoola Orchards | J & K Hummer | R & M Waterman | Willow Creek Strawberries Pty Ltd |
| Chislett Developments Pty Ltd | JB & CM Culross | R & S Bamess | WJ Row |
| Chris and Sue Allan | Jirel Holdings | RM & KL Cornwall | WJ Slater |
| Coastal Avocados | Kulnura Ambrosia Avocados | Rob Farnsworth Pty Ltd | Zanfar Pty Ltd |
| Delroy Orchards | Lavers Orchards | Simpson Farms Pty Ltd | |

For more detailed reports please go to www.avocado.org.au and login to Infocado. Instructions on accessing reports are available in your Infocado Information kit under 'Retrieving information'

For further assistance please contact: Joanna Embry, Ph: 07 3846 6566, Email: infocado@avocado.org.au

This report has been authorised by Antony Allen, CEO Avocados Australia on the 28th January 2009