



INFOCADO CROP FORECAST

Quarterly Report—October 2011

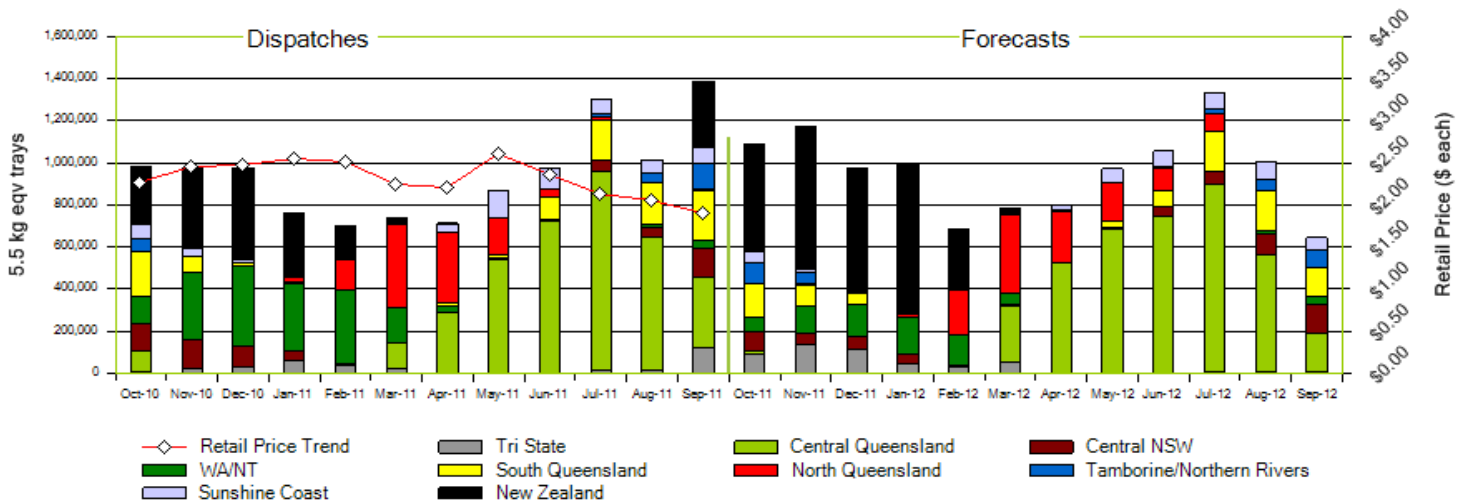
Welcome to the quarterly Infocado report. This report is released in the months January, April, July and October. Each reports shows the previous 12 month's dispatch figures and the future 12 month's forecast figures including both Australian and New Zealand data.

Australian Avocados Forecast Oct 10 to Sep 11 (5.5 kg eqv trays)													
	Oct 10	Nov 10	Dec 10	Jan 11	Feb 11	Mar 11	Apr 11	May 11	Jun 11	Jul 11	Aug 11	Sep 11	12 Mth
Hass	638,266	641,497	564,064	403,453	295,215	141,792	307,182	898,838	853,269	1,110,790	948,487	719,358	7,522,211
Shepard	0	0	0	20,000	467,647	717,277	384,303	16,486	0	0	0	0	1,605,713
Other	30,788	11,282	25,101	24,775	3,191	20,499	61,948	59,969	76,725	118,536	103,017	79,076	614,907
Total	669,054	652,779	589,165	448,228	766,053	879,568	753,433	975,293	929,994	1,229,326	1,051,504	798,434	9,742,831

Australian Avocados Dispatches Oct 10 to Sep 11 (5.5 kg eqv trays)													
	Oct 10	Nov 10	Dec 10	Jan 11	Feb 11	Mar 11	Apr 11	May 11	Jun 11	Jul 11	Aug 11	Sep 11	12 Mth
Hass	669,374	577,072	526,686	431,751	392,249	179,153	165,168	805,883	914,383	1,200,635	934,947	1,034,196	7,831,497
Shepard	0	793	0	8,277	144,215	510,122	481,275	21,656	620	0	39	0	1,166,997
Other	37,226	18,018	11,648	23,010	9,452	25,128	60,276	40,589	60,116	103,789	80,955	37,916	508,123
Total	706,600	595,883	538,334	463,038	545,916	714,403	706,719	868,128	975,119	1,304,424	1,015,941	1,072,112	9,506,617

Australian Avocados Forecast Oct 11 to Sep 12 (5.5 kg eqv trays)													
	Oct 11	Nov 11	Dec 11	Jan 12	Feb 12	Mar 12	Apr 12	May 12	Jun 12	Jul 12	Aug 12	Sep 12	12 Mth
Hass	560,586	487,020	361,274	258,205	169,196	122,696	321,654	862,180	997,065	1,213,999	904,522	594,715	6,853,112
Shepard	0	0	0	12,941	220,291	602,109	453,834	37,065	0	0	0	0	1,326,240
Other	18,586	4,167	25,000	12,941	4,000	25,000	24,784	71,964	57,463	120,308	102,611	49,858	516,682
Total	579,172	491,187	386,274	284,087	393,487	749,805	800,272	971,209	1,054,528	1,334,307	1,007,133	644,573	8,696,034

Australian & New Zealand Avocados : Oct 10 to Sep 11 Dispatch / Oct 11 to Sep 12 Forecast



Oct 10 to Sep 11 Dispatches & Oct 11 to Sep 12 Avocado

Region	Oct 10 to Sep 11	Oct 11 to Sep 12
North Queensland	1,132,966	1,211,393
Central Queensland	3,679,646	3,887,406
Sunshine Coast	611,842	446,934
Southern Queensland	1,062,114	942,398
Tamborine/Northern	249,210	345,773
Central NSW	668,179	599,846
Tri State	329,072	477,225
WA	1,773,588	785,059
Total	9,506,617	8,696,034

Comments from the CEO

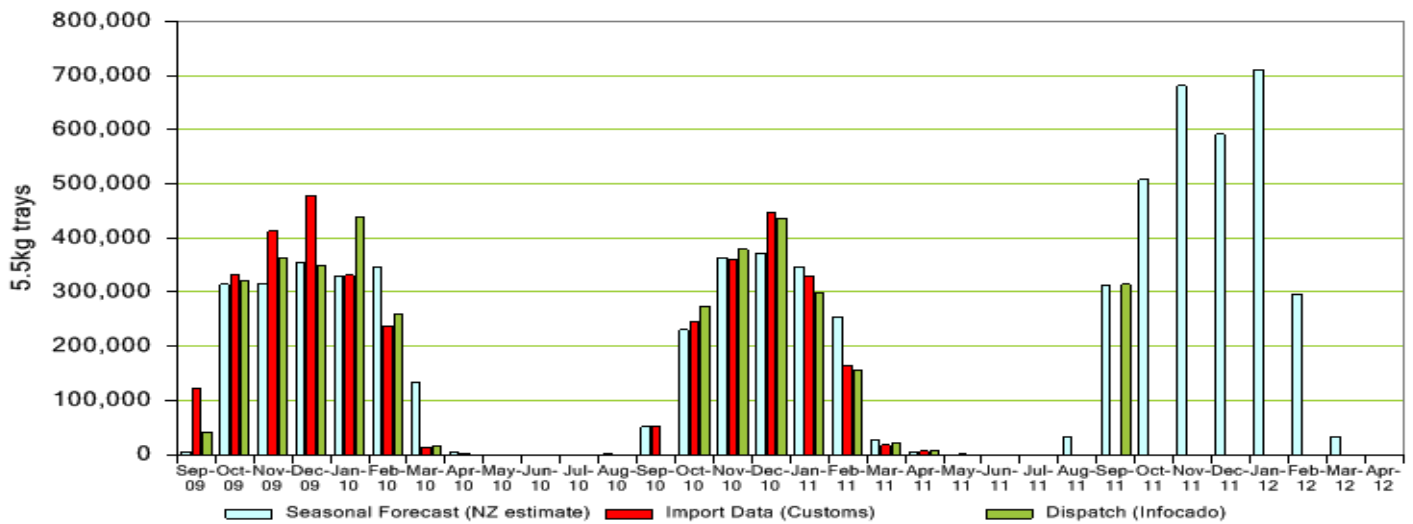
The market continues to be fragile, prices want to start rising but uncertainty in the market continues. The total volume into the market for September 2011 was just below 1.4 million trays. A huge month and clearly the market struggled to keep afloat.

Australian forecasts for September 2011 were out by 273,000 trays, this represented more than a whole extra weeks' fruit added on top of an already big month.

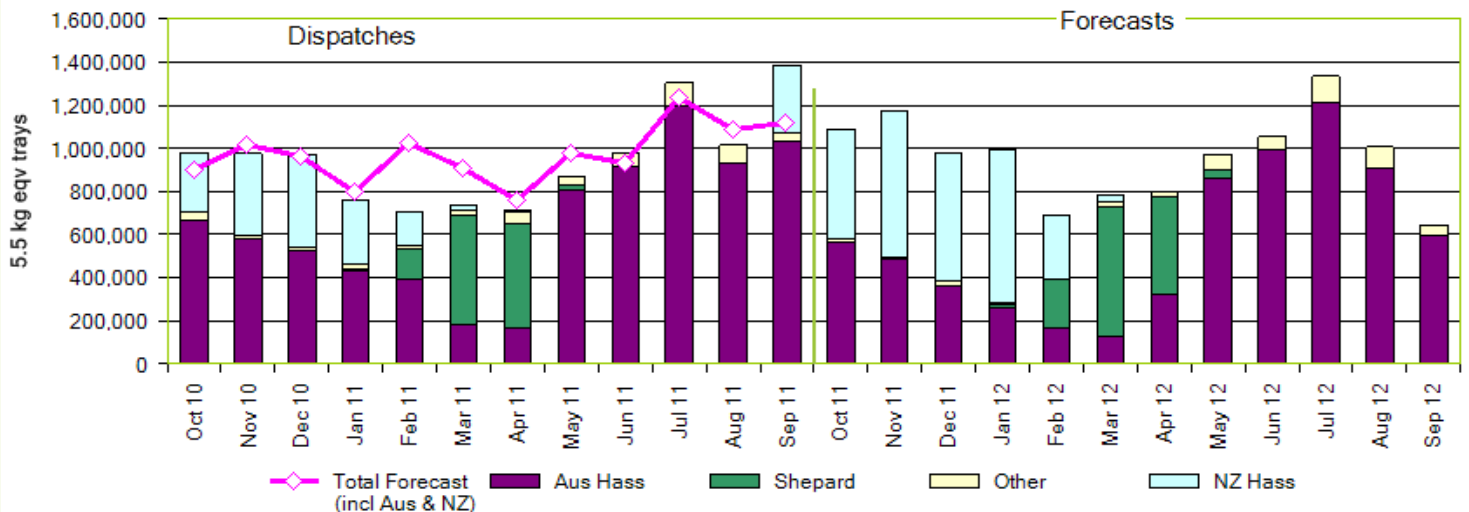
Constantly remembering to keep your agent/s or supermarket customers up to date with your volumes and ensuring that your Infocado forecasts are up to date as soon as you know of a change to your forecast. Each month you receive a form to update your forecast, please use it. If the forecast changes we will issue a new forecast.

Moving forward, harvesting has slowed in New Zealand and Australia, plus rain has slowed picking and packing even more in both countries. Volumes are forecast to slowly reduce over the next few months.

New Zealand Avocados - Dispatch and Forecast



Oct 10 to Sep 11 Dispatches & Oct 11 to Sep 12 Forecasts Avocados by Variety



NB: NZ Dispatch figures in this graph are all from Infocado. The total forecast line (pink line) in the chart above illustrates the most up to date forecasts. eg. The October 10 figure comes from the forecast made in September 10 and the November 10 figure comes from the forecast made in October 10.

Seasonal Forecast Contributors

Advance Packing & Marketing Services P/L	Coastal Avocados	Kulnura Ambrosia Avocados	Sunny Bluff Produce Pty Ltd
Aussie Orchards Growers & Packers	David Lankester	Lavers Orchards	Sunnyspot Packhouse Pty Ltd
Avocado Industry Council (NZAGA)	Delroy Orchards	Lone Gum Avocados	SuperPak
Avocado Ridge	Donovan Family Investment Trust	Mariners Rest	The Avocado Grove
Avonova	G & C Christensen	Midcoast Avocados	The I & R Family Trust
Avowest	G & J Krenske	Mountain Fresh	Tinaroo Falls Avocado Trust
Balmoral Orchard	Googa Farms	Natures Fruit Company	Touchwood Farming
Battistin Orchards	Green Nugget Orchards	One Harvest	Tropicado Avocados
Bellview Orchards Pty Ltd	Green Pear Avocado	Perseverance Farming Co	Vitor Marketing Pty Ltd
Blushing Acres Pty Ltd	Gunnado Farm	R & M Waterman	VP & EA Farrell
BT & RG Pegg	Hilltop Mareeba	RM & KL Cornwall	West Aussie Avos
C F Fechner	I & A Tolson	Serrata Enterprises	Willow Creek
Chinoola Orchards	ID & AM Leighton	Simpson Farms Pty Ltd	WJ Row
Chislett Developments Pty Ltd	JB & CM Culross	Summerland House With No Steps	
Chris and Sue Allan	Jirel Holdings	Sunfresh	

For more detailed reports please go to www.avocado.org.au and login to Infocado. Instructions on accessing reports are available at www.avocado.org.au by clicking on the Industry tab and then looking under services.

For further assistance please contact: Julie Petty, Ph: 07 3846 6566, Email: infocado@avocado.org.au

This report has been authorised by Antony Allen, CEO Avocados Australia on 17 October 2011