



INFOCADO CROP FORECAST

Quarterly Infocado Report — April 2016

Horticulture
Innovation
Australia

Welcome to the Quarterly Infocado Report. This report is released in the months January, April, July and October. Each report shows the previous 12 month's dispatch figures and the future 12 month's forecast figures including both Australian and New Zealand data.

Australian Avocados Forecast Apr 15 to Mar 16 (5.5 kg eqv trays)

	Apr 15	May 15	Jun 15	Jul 15	Aug 15	Sep 15	Oct 15	Nov 15	Dec 15	Jan 16	Feb 16	Mar 16	12 Mth Total
Hass	339,016	926,757	991,606	951,159	980,394	919,702	955,240	908,715	767,765	685,434	261,708	55,037	8,742,533
Shepard	502,146	57,768	2,145	0	0	0	0	0	0	1,000	143,476	755,912	1,462,447
Other	29,671	57,947	55,101	79,172	103,135	32,558	23,154	11,531	10,102	14,300	5,601	6,263	428,535
Total	870,833	1,042,472	1,048,852	1,030,331	1,083,529	952,260	978,394	920,246	777,867	700,734	410,785	817,212	10,633,515

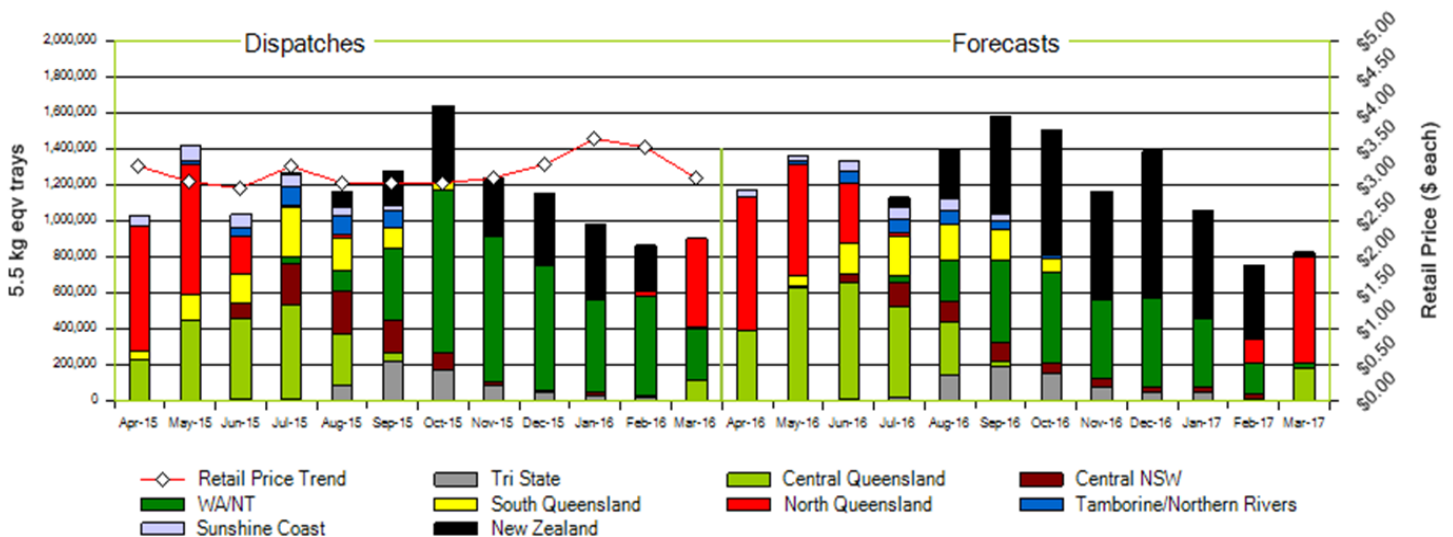
Australian Avocados Dispatches Apr 15 to Mar 16 (5.5 kg eqv trays)

	Apr 15	May 15	Jun 15	Jul 15	Aug 15	Sep 15	Oct 15	Nov 15	Dec 15	Jan 16	Feb 16	Mar 16	12 Mth Total
Hass	168,975	1,227,519	1,000,347	1,200,414	1,001,435	1,057,775	1,197,729	892,709	718,881	497,674	544,514	279,276	9,787,248
Shepard	814,487	155,649	0	0	0	0	0	0	0	0	24,219	613,293	1,607,648
Other	41,290	33,878	35,949	51,684	75,824	30,193	21,066	20,915	39,482	61,120	37,990	7,863	457,254
Total	1,024,752	1,417,046	1,036,296	1,252,098	1,077,259	1,087,968	1,218,795	913,624	758,363	558,794	606,723	900,432	11,852,150

Australian Avocados Forecast Apr 16 to Mar 17 (5.5 kg eqv trays)

	Apr 16	May 16	Jun 16	Jul 16	Aug 16	Sep 16	Oct 16	Nov 16	Dec 16	Jan 17	Feb 17	Mar 17	12 Mth Total
Hass	418,184	1,196,027	1,297,642	1,017,910	1,087,750	1,020,439	809,621	548,830	546,639	411,983	194,750	24,200	8,573,975
Shepard	699,551	107,498	0	0	0	0	0	0	0	1,000	132,267	753,744	1,694,060
Other	48,146	61,780	34,768	55,155	31,287	14,048	10,951	21,572	23,091	42,702	16,300	29,605	389,405
Total	1,165,881	1,365,305	1,332,410	1,073,065	1,119,037	1,034,487	820,572	570,402	569,730	455,685	343,317	807,549	10,657,440

Australian & New Zealand Avocados : Apr 15 to Mar 16 Dispatch / Apr 16 to Mar 17 Forecast



Apr 15 to Mar 16 Dispatches & Apr 16 to Mar 17 Avocado Production Estimates 5.5kg eqv trays

Region	Apr 15 to Mar 16	Apr 16 to Mar 17
North Queensland	2,162,308	2,437,583
Central Queensland	2,089,590	2,662,580
Sunshine Coast	360,281	306,353
Southern Queensland	1,000,939	881,478
Tamb/Northern Rivers	365,684	319,052
Central NSW	891,074	607,552
Tri State	659,872	693,843
WA	4,322,402	2,748,999
Aust. Sub Total	11,854,165	10,657,440
New Zealand	2,097,044	3,999,662
Total	13,949,194	14,657,102

Please Note: The monthly forecast and dispatch figures in the Quarterly Infocado Report incorporate an allowance (which varies by region) to allow for the production forecasts and dispatches that are not inputted into the Infocado system. This production (dispatch and forecast) data is not inputted for various reasons including some packhouse's unwillingness to engage with industry and/or lack of computer access. For this reason it is not possible to extrapolate the figures from the Weekly Infocado Report to come up with either the dispatch and/or forecast figures in the Quarterly Infocado Report. At any time the Weekly Infocado Report incorporates around 85% of total production and forecasts however this does vary depending on time of year (as a result of the fruit coming from different regions with different levels of packhouse input). It is not functionally possible to incorporate allowances for missing data into the Weekly Infocado Report hence the variance between it and the Quarterly Infocado Report.

Comments from the Infocado Team

Please note, that these figures should be used with caution.

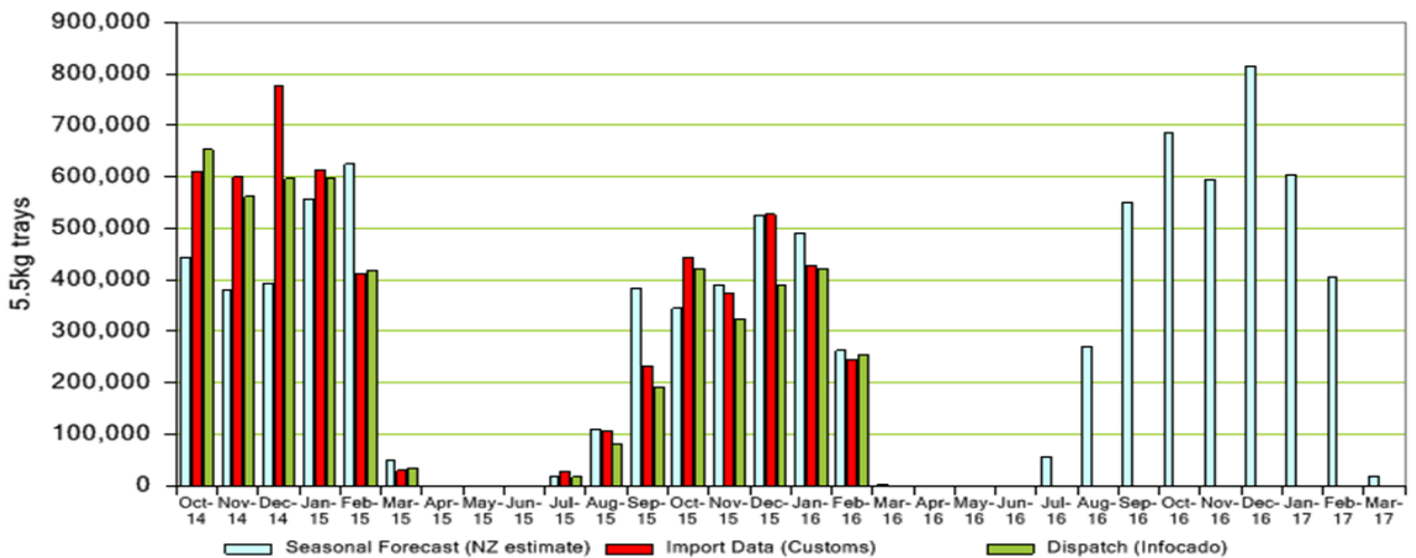
These figures represent data collected at the end of March 2016. Due to the changes in time of delivery of underpinning ABS data and a change of staff managing the Quarterly Report there has been a delay in the publishing of this report.

Consultation with key stakeholders throughout the regions, in mid May, indicate that the Production Estimates from April 16 to March 17 presented in the table to the left may underestimate the production expected in some regions this season. For example, in this report, South Queensland is expected to market 881,478 trays this season, however feedback from those close to the business are now expecting a crop exceeding 1 million trays from the region. Similarly in Central Queensland, indications are that the current forecast is around 3 million trays. New Zealand has also advised in the last fortnight that their estimate for the 2016/17 season is currently 4.2 million trays.

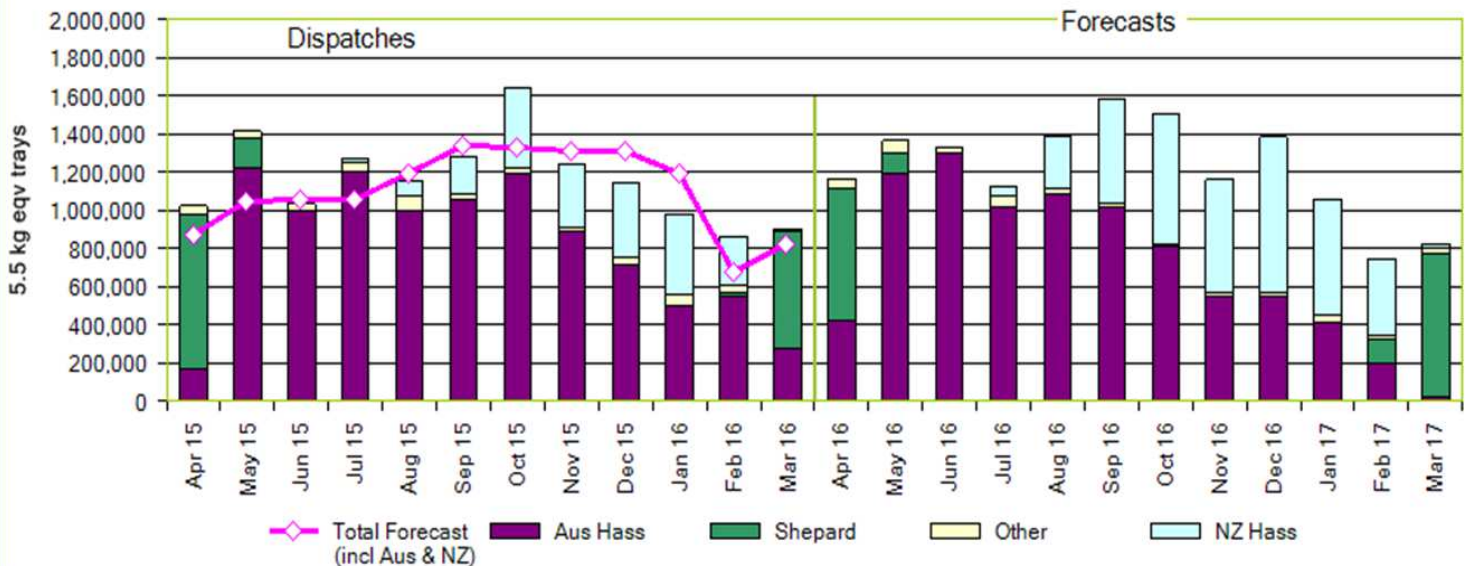
Requests for May and June seasonal data will be sent to packers over the next 3 weeks. We encourage all packers to take extra care when completing these forms so that a more precise indication of future industry conditions can be established. The accuracy of our reports is determined by the accuracy of data submitted by users.

We are currently considering solutions to overcome the delay in being able to access required ABS data, so that the next report (July) will be available on time.

New Zealand Avocados - Dispatch and Forecast



Apr 15 to Mar 16 Dispatches & Apr 16 to Mar 17 Forecasts Avocados by Variety



NB: NZ Dispatch figures in this graph are from Infocado and Customs data, the total forecast line (pink line) above displays the most up to date forecasts.

Seasonal Forecast Contributors

Central NSW

Coastal Avocados
I & A Tolson
Midcoast Avocados

Central Qld

BT & RG Pegg
De Paoli Orchards
Donovan Family Investment Trust
Lava Valley Produce
Simpson Farms Pty Ltd
Sunny Bluff Produce Pty Ltd
SuperPak/Avocado Ridge

New Zealand

Avocado Industry Council (NZAGA)

North Qld

Avocado Estates
Avocados with Altitude
Battistin Orchards Pty Ltd

Cobra Hill Orchards

Golden Triangle Avocados

Green Skin Avocados

Gunnado Farm

Hilltop Mareeba

Koci Avocado's

Lakeshore Pty Ltd

Rockridge Farming Pty Ltd

Tinaroo Falls Avocado Trust

Tropicado Avocados

South Qld

Balmoral Orchard

G & J Krenske

Googa Farms

Green Nugget Orchards

Mountain Fresh

Perseverance Farming Co

Sunnyspot Packhouse Pty Ltd

Touchwood Farming

Wodonga Park Fruit and Nuts

Sunshine Coast

G & C Christensen
Natures Fruit Company
Sunfresh

Tamborine / Northern Rivers

Aussie Orchards Growers & Packers
JB & CM Culross
Summerland House With No Steps
T W Silver
WJ Row / Jirel Holdings

Tristate

Chinoola Orchards
Chislett Farms Pty Ltd
Golden Hill Packing Pty Ltd
Justin Loffler
Klingbiel Family Trust

KV & JM Lehmann

Marrbiz Pty Ltd

Mildura Fruit Company

Schirripa Orchards

Sunvale Produce Pty Ltd

Vitor Marketing Pty Ltd

Western Australia

Advance Packing & Marketing Services P/L
Avonova
Awowest
Delroy Orchards
Golden Hill Avocados
Green Pear Avocado
Mariners Rest
The Avocado Grove
VP & EA Farrell
West Aussie Avos
Willow Creek

For more detailed reports please go to www.avocado.org.au and login to Infocado. Instructions on accessing reports are available at www.avocado.org.au by clicking on the Industry tab and then looking under services.

For further assistance please contact: Jenny Margetts, Ph: 07 3846 6566, Email: infocado@avocado.org.au