



# INFOCADO CROP FORECAST

## Quarterly Infocado Report — January 2016

Horticulture  
**Innovation**  
Australia

Welcome to the Quarterly Infocado Report. This report is released in the months January, April, July and October. Each report shows the previous 12 month's dispatch figures and the future 12 month's forecast figures including both Australian and New Zealand data.

### Australian Avocados Forecast Jan 15 to Dec 15 (5.5 kg eqv trays)

|              | Jan 15         | Feb 15         | Mar 15         | Apr 15         | May 15           | Jun 15           | Jul 15           | Aug 15           | Sep 15         | Oct 15         | Nov 15         | Dec 15         | 12 Mth Total      |
|--------------|----------------|----------------|----------------|----------------|------------------|------------------|------------------|------------------|----------------|----------------|----------------|----------------|-------------------|
| Hass         | 330,441        | 155,563        | 74,227         | 339,016        | 926,757          | 991,606          | 951,159          | 980,394          | 919,702        | 955,240        | 908,715        | 767,765        | <b>8,300,585</b>  |
| Shepard      | 6,386          | 253,102        | 860,241        | 502,146        | 57,768           | 2,145            | 0                | 0                | 0              | 0              | 0              | 0              | <b>1,681,788</b>  |
| Other        | 14,394         | 4,761          | 34,119         | 29,671         | 57,947           | 55,101           | 79,172           | 103,135          | 32,558         | 23,154         | 11,531         | 10,102         | <b>455,645</b>    |
| <b>Total</b> | <b>351,221</b> | <b>413,426</b> | <b>968,587</b> | <b>870,833</b> | <b>1,042,472</b> | <b>1,048,852</b> | <b>1,030,331</b> | <b>1,083,529</b> | <b>952,260</b> | <b>978,394</b> | <b>920,246</b> | <b>777,867</b> | <b>10,438,018</b> |

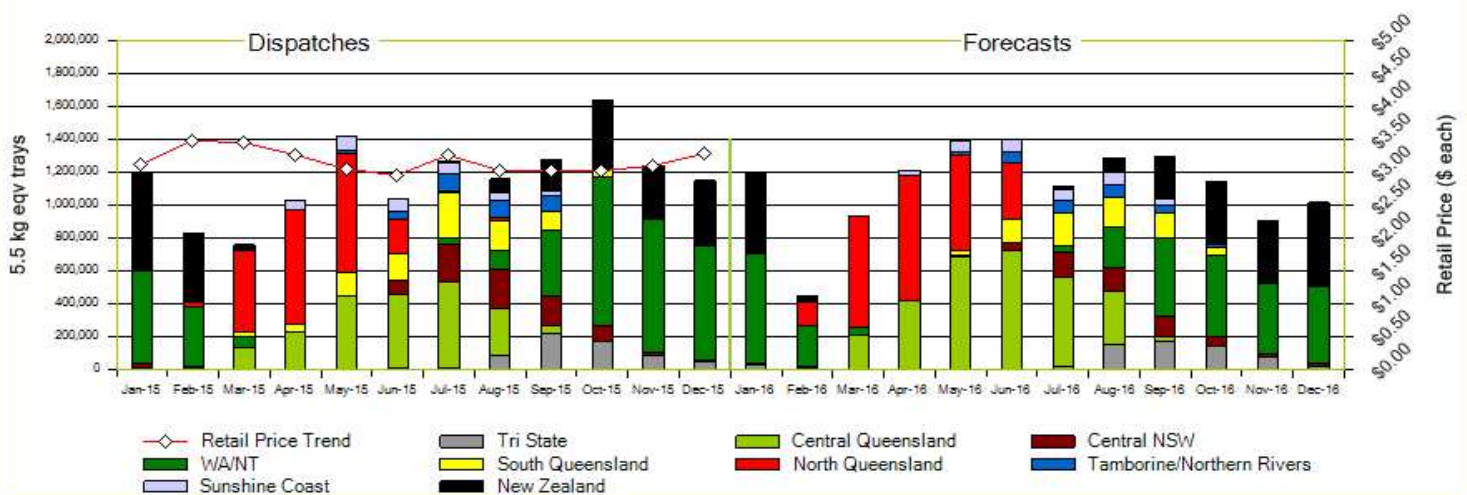
### Australian Avocados Dispatches Jan 15 to Dec 15 (5.5 kg eqv trays)

|              | Jan 15         | Feb 15         | Mar 15         | Apr 15           | May 15           | Jun 15           | Jul 15           | Aug 15           | Sep 15           | Oct 15           | Nov 15         | Dec 15         | 12 Mth Total      |
|--------------|----------------|----------------|----------------|------------------|------------------|------------------|------------------|------------------|------------------|------------------|----------------|----------------|-------------------|
| Hass         | 569,451        | 366,282        | 65,707         | 168,975          | 1,227,519        | 1,000,347        | 1,200,414        | 1,001,435        | 1,057,775        | 1,197,729        | 892,709        | 718,881        | <b>9,467,224</b>  |
| Shepard      | 0              | 29,974         | 652,529        | 814,487          | 155,649          | 0                | 0                | 0                | 0                | 0                | 0              | 0              | <b>1,652,639</b>  |
| Other        | 27,398         | 11,555         | 7,592          | 41,290           | 33,878           | 35,949           | 51,684           | 75,824           | 30,193           | 21,066           | 20,915         | 39,482         | <b>396,826</b>    |
| <b>Total</b> | <b>596,849</b> | <b>407,811</b> | <b>725,828</b> | <b>1,024,752</b> | <b>1,417,046</b> | <b>1,036,296</b> | <b>1,252,098</b> | <b>1,077,259</b> | <b>1,087,968</b> | <b>1,218,795</b> | <b>913,624</b> | <b>758,363</b> | <b>11,516,689</b> |

### Australian Avocados Forecast Jan 16 to Dec 16 (5.5 kg eqv trays)

|              | Jan 16         | Feb 16         | Mar 16         | Apr 16           | May 16           | Jun 16           | Jul 16           | Aug 16           | Sep 16           | Oct 16         | Nov 16         | Dec 16         | 12 Mth Total      |
|--------------|----------------|----------------|----------------|------------------|------------------|------------------|------------------|------------------|------------------|----------------|----------------|----------------|-------------------|
| Hass         | 685,434        | 261,708        | 61,489         | 483,032          | 1,261,354        | 1,365,898        | 1,038,113        | 1,161,415        | 1,028,373        | 757,713        | 511,683        | 502,257        | <b>9,118,469</b>  |
| Shepard      | 1,000          | 143,476        | 868,792        | 692,112          | 81,548           | 0                | 0                | 0                | 0                | 0              | 0              | 0              | <b>1,793,797</b>  |
| Other        | 14,300         | 5,601          | 6,202          | 33,520           | 47,528           | 36,121           | 59,772           | 35,142           | 13,084           | 12,257         | 12,880         | 11,000         | <b>280,538</b>    |
| <b>Total</b> | <b>700,734</b> | <b>410,785</b> | <b>936,483</b> | <b>1,208,664</b> | <b>1,390,430</b> | <b>1,402,019</b> | <b>1,097,885</b> | <b>1,196,557</b> | <b>1,041,457</b> | <b>769,970</b> | <b>524,563</b> | <b>513,257</b> | <b>11,192,804</b> |

### Australian & New Zealand Avocados : Jan 15 to Dec 15 Dispatch / Jan 16 to Dec 16 Forecast



### Jan 15 to Dec 15 Dispatches & Jan 16 to Dec 16 Avocado Production Estimates 5.5kg eqv trays

| Region                 | Jan15 to Dec15    | Jan16 to Dec16    |
|------------------------|-------------------|-------------------|
| North Queensland       | 2,181,229         | 2,499,125         |
| Central Queensland     | 2,106,280         | 2,924,037         |
| Sunshine Coast         | 361,356           | 377,221           |
| Southern Queensland    | 1,008,173         | 758,039           |
| Tamb/Northern Rivers   | 365,429           | 306,748           |
| Central NSW            | 902,553           | 608,003           |
| Tri State              | 635,750           | 602,804           |
| WA                     | 3,955,919         | 3,116,827         |
| <b>Aust. Sub Total</b> | <b>11,516,689</b> | <b>11,192,804</b> |
| New Zealand            | 2,470,533         | 2,130,692         |
| <b>Total</b>           | <b>13,987,222</b> | <b>13,323,496</b> |

**Please Note:** The monthly forecast and dispatch figures in the Quarterly Infocado Report incorporate an allowance (which varies by region) to allow for the production forecasts and dispatches that are not inputted into the Infocado system. This production (dispatch and forecast) data is not inputted for various reasons including some packhouse's unwillingness to engage with industry and/or lack of computer access. For this reason it is not possible to extrapolate the figures from the Weekly Infocado Report to come up with either the dispatch and/or forecast figures in the Quarterly Infocado Report. At any time the Weekly Infocado Report incorporates around 85% of total production and forecasts however this does vary depending on time of year (as a result of the fruit coming from different regions with different levels of packhouse input). It is not functionally possible to incorporate allowances for missing data into the Weekly Infocado Report hence the variance between it and the Quarterly Infocado Report.

### Comments from the Infocado Team

Over the last couple of weeks the industry has struggled to meet consumer demand for avocados. This has resulted in record farmgate prices per tray for some growers with reports stating trays are selling around \$80 each.

The above scenario has been created due to a variety of factors. Dispatches reduced over the Christmas break which was then followed by WA bushfires and rain that halted harvests in WA and NZ. The January forecast above was prepared before these events so it shows higher forecast volumes than will be dispatched. We would expect this to be reflected in higher February dispatch data due to the delays. Many reports from NQ growers have indicated that Shepard avocados will probably not reach maturity until mid to late February.

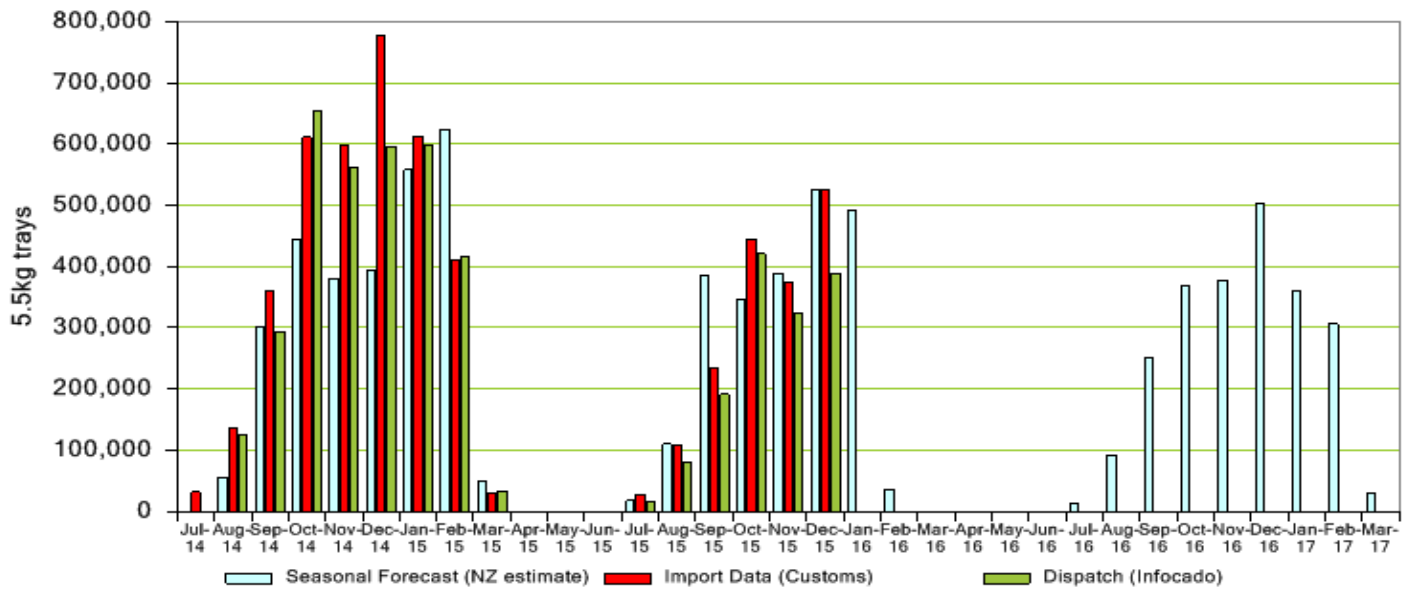
Overall 2015 was a strong year for the avocado industry in relation to Australian industry dispatches with 1,078,671 more 5.5kg tray eqv. being dispatched compared with the latest 2015 seasonal forecast. The 2015 Shepard forecast was quite accurate (diff. 29,149 trays above) whilst the Hass forecast saw the biggest discrepancy (diff. 1,166,639 trays below).

The current outlook for 2016 forecast looks positive with a slight reduction from the 2015 actuals. This reduction has been forecast across a number of regions with NQ, CQ & SC being the exceptions.

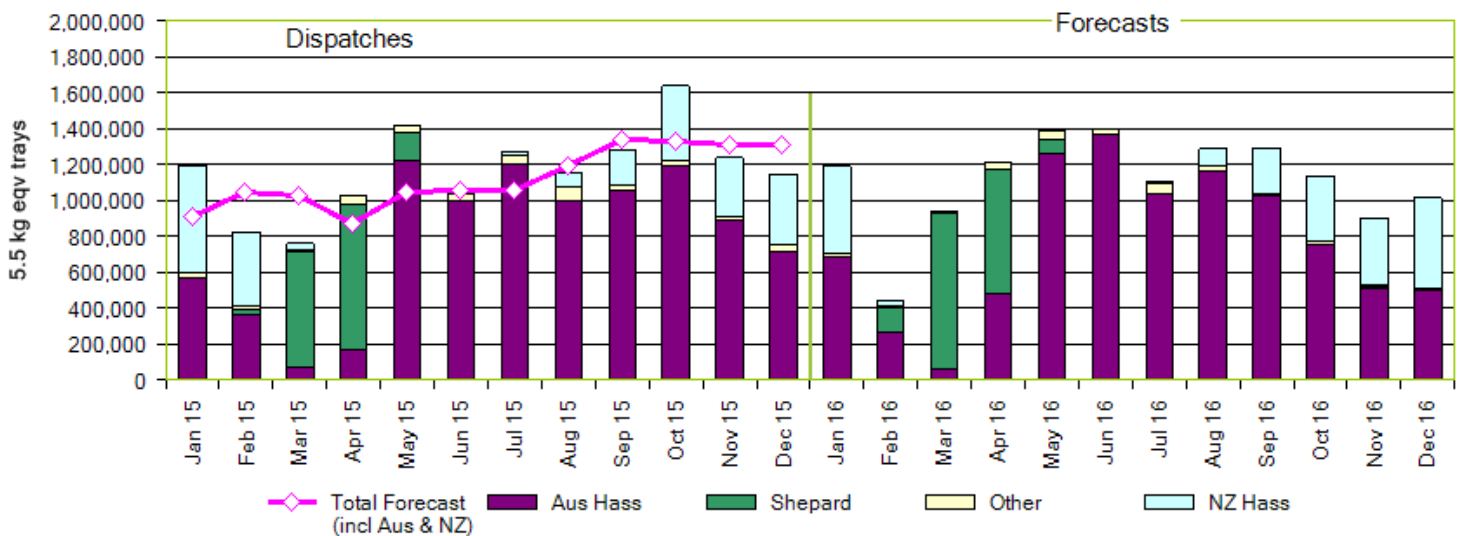
Fruit maturity and quality remains the key factors affecting repeat purchases by consumers. Do-it-yourself video clips about dry matter testing are now available on the BPR under Packhouse > Maturity. The BPR also has extensive information on recommended storage time for harvested avocados. All growers looking to begin harvesting are encouraged to make use of this valuable resource.

AV15004, a new 12 month Hort Innovation project has been awarded to AAL which will provide funding for the Infocado, OrchardInfo and Qualicado programs in 2016.

## New Zealand Avocados - Dispatch and Forecast



## Jan 15 to Dec 15 Dispatches & Jan 16 to Dec 16 Forecasts Avocados by Variety



NB: NZ Dispatch figures in this graph are from Infocado and Customs data, the total forecast line (pink line) above displays the most up to date forecasts.

## Seasonal Forecast Contributors

### Central NSW

Coastal Avocados  
I & A Tolson  
Midcoast Avocados

### Central Qld

BT & RG Pegg  
De Paoli Orchards  
Donovan Family Investment Trust  
Lava Valley Produce  
Simpson Farms Pty Ltd  
Sunny Bluff Produce Pty Ltd  
SuperPak/Avocado Ridge

### New Zealand

Avocado Industry Council (NZAGA)

### North Qld

Avocado Estates  
Avocados with Altitude  
Battistin Orchards Pty Ltd

Cobra Hill Orchards

Gunnado Farm  
Hilltop Mareeba  
Koci Avocado's  
Lakeshore Pty Ltd  
Rockridge Farming Pty Ltd  
Tinaroo Falls Avocado Trust  
Tropicado Avocados

### South Qld

Balmoral Orchard  
G & J Krenske  
Googa Farms  
Green Nugget Orchards  
Mountain Fresh  
One Harvest  
Perseverance Farming Co  
Sunnyspot Packhouse Pty Ltd  
Touchwood Farming

Wodonga Park Fruit and Nuts

### Sunshine Coast

G & C Christensen  
Natures Fruit Company  
Sunfresh

### Tamborine / Northern Rivers

Aussie Orchards Growers & Packers  
JB & CM Culross  
Summerland House With No Steps  
T W Silver  
WJ Row

### Tristate

Chinoola Orchards  
Chislett Farms Pty Ltd  
Golden Hill Packing Pty Ltd  
Justin Loffler  
Klingbiel Family Trust  
KV & JM Lehmann

Marrbiz Pty Ltd

Mildura Fruit Company  
Schirripa Orchards  
Sunvale Produce Pty Ltd  
Vitor Marketing Pty Ltd

### Western Australia

Advance Packing & Marketing Services P/L  
Avonova  
Avowest  
Delroy Orchards  
Golden Hill Avocados  
Green Pear Avocado  
Mariners Rest  
The Avocado Grove  
VP & EA Farrell  
West Aussie Avos  
Willow Creek

For more detailed reports please go to [www.avocado.org.au](http://www.avocado.org.au) and login to Infocado. Instructions on accessing reports are available at [www.avocado.org.au](http://www.avocado.org.au) by clicking on the Industry tab and then looking under services.