



# INFOCADO CROP FORECAST

## Quarterly Infocado Report — July 2016

Horticulture  
**Innovation**  
Australia

Welcome to the Quarterly Infocado Report. This report is released in the months January, April, July and October. Each report shows the previous 12 month's dispatch figures and the future 12 month's forecast figures including both Australian and New Zealand data.

### Australian Avocados Forecast Jul 15 to Jun 16 (5.5 kg eqv trays) - from quarterly report July 15

	Jul 15	Aug 15	Sep 15	Oct 15	Nov 15	Dec 15	Jan 16	Feb 16	Mar 16	Apr 16	May 16	Jun 16	12M Total
Hass	951,159	980,394	919,702	955,240	908,715	767,765	685,434	261,708	55,037	418,184	1,196,027	1,295,136	9,394,501
Shepard	0	0	0	0	0	0	1,000	143,476	755,912	699,551	107,498	0	1,707,437
Other	79,172	103,135	32,558	23,154	11,531	10,102	14,300	5,601	6,263	48,146	61,780	34,776	430,518
<b>Total</b>	<b>1,030,331</b>	<b>1,083,529</b>	<b>952,260</b>	<b>978,394</b>	<b>920,246</b>	<b>777,867</b>	<b>700,734</b>	<b>410,785</b>	<b>817,212</b>	<b>1,165,881</b>	<b>1,365,305</b>	<b>1,329,912</b>	<b>11,532,456</b>

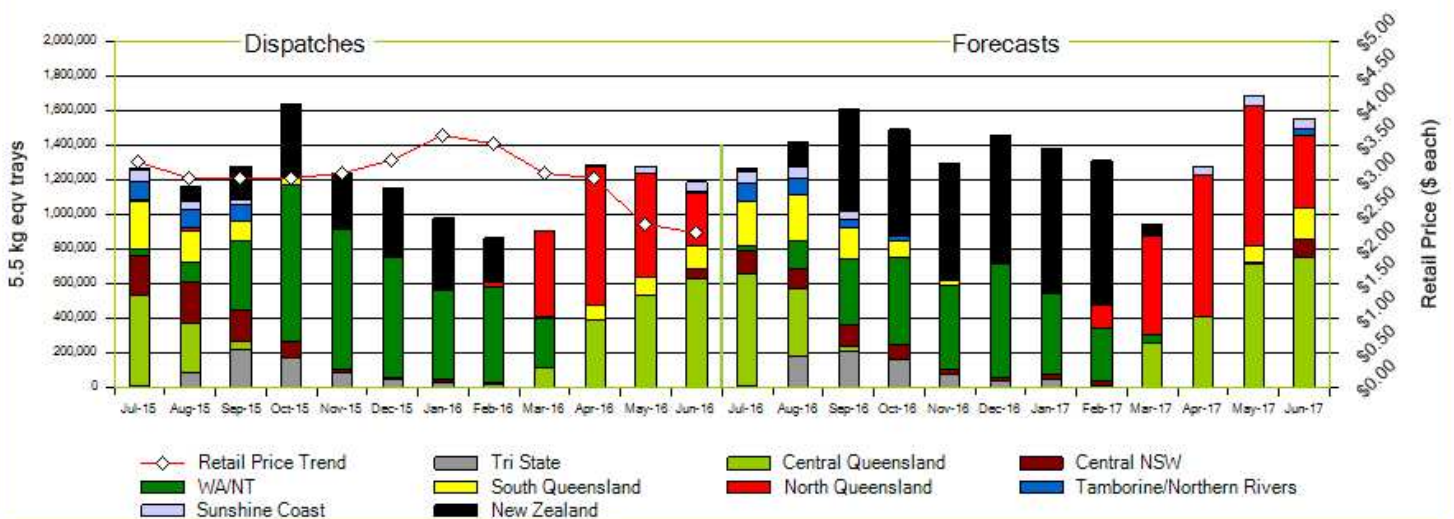
### Australian Avocados Dispatches Jul 15 to Jun 16 (5.5 kg eqv trays)

	Jul 15	Aug 15	Sep 15	Oct 15	Nov 15	Dec 15	Jan 16	Feb 16	Mar 16	Apr 16	May 16	Jun 16	12M Total
Hass	1,200,414	1,001,435	1,057,775	1,197,729	892,709	718,881	497,674	544,514	279,276	225,718	1,051,559	1,144,202	9,811,886
Shepard	0	0	0	0	0	0	0	24,219	613,293	1,052,030	178,187	1,589	1,869,318
Other	51,684	75,824	30,193	21,066	20,915	39,482	61,120	37,990	7,863	11,534	50,133	41,199	449,003
<b>Total</b>	<b>1,252,098</b>	<b>1,077,259</b>	<b>1,087,968</b>	<b>1,218,795</b>	<b>913,624</b>	<b>758,363</b>	<b>558,794</b>	<b>606,723</b>	<b>900,432</b>	<b>1,289,282</b>	<b>1,279,879</b>	<b>1,186,990</b>	<b>12,130,207</b>

### Australian Avocados Forecast Jul 16 to Jun 17 (5.5 kg eqv trays)

	Jul 16	Aug 16	Sep 16	Oct 16	Nov 16	Dec 16	Jan 17	Feb 17	Mar 17	Apr 17	May 17	Jun 17	12M Total
Hass	1,189,791	1,231,783	1,002,251	861,915	613,207	687,852	494,151	327,450	47,050	429,234	1,467,459	1,521,986	9,874,129
Shepard	0	0	0	0	0	0	1,000	132,267	812,020	815,685	163,590	0	1,924,562
Other	55,639	40,273	15,719	18,975	21,656	25,453	43,412	13,000	29,605	27,387	52,570	33,643	377,332
<b>Total</b>	<b>1,245,430</b>	<b>1,272,056</b>	<b>1,017,970</b>	<b>880,890</b>	<b>634,863</b>	<b>713,305</b>	<b>538,563</b>	<b>472,717</b>	<b>888,675</b>	<b>1,272,306</b>	<b>1,683,619</b>	<b>1,555,629</b>	<b>12,176,023</b>

### Australian & New Zealand Avocados : Jul 15 to Jun 16 Dispatch / Jul 16 to Jun 17 Forecast



### Jul 15 to Jun 16 Dispatches & Jul 16 to Jun 17 Avocado Production Estimates 5.5kg eqv trays

Region	Jul15 to Jun16	Jul16 to Jun17
North Queensland	2,233,664	2,759,590
Central Queensland	2,519,444	3,202,701
Sunshine Coast	258,405	359,947
Southern Queensland	963,849	1,093,873
Tamborine/Northern Rivers	315,757	319,384
Central NSW	864,067	673,662
Tri State	653,103	736,439
WA	4,321,918	3,030,427
New Zealand	2,097,044	4,515,073
<b>Total</b>	<b>14,227,251</b>	<b>16,691,096</b>

### Comments from the Infocado Team

The report shows a strong 2015/16, with supply of Australian fruit approximately 500,000 trays greater than was forecast for the period. The data also shows the 2016 Shepard season was later than expected with very low volumes entering the market in February.

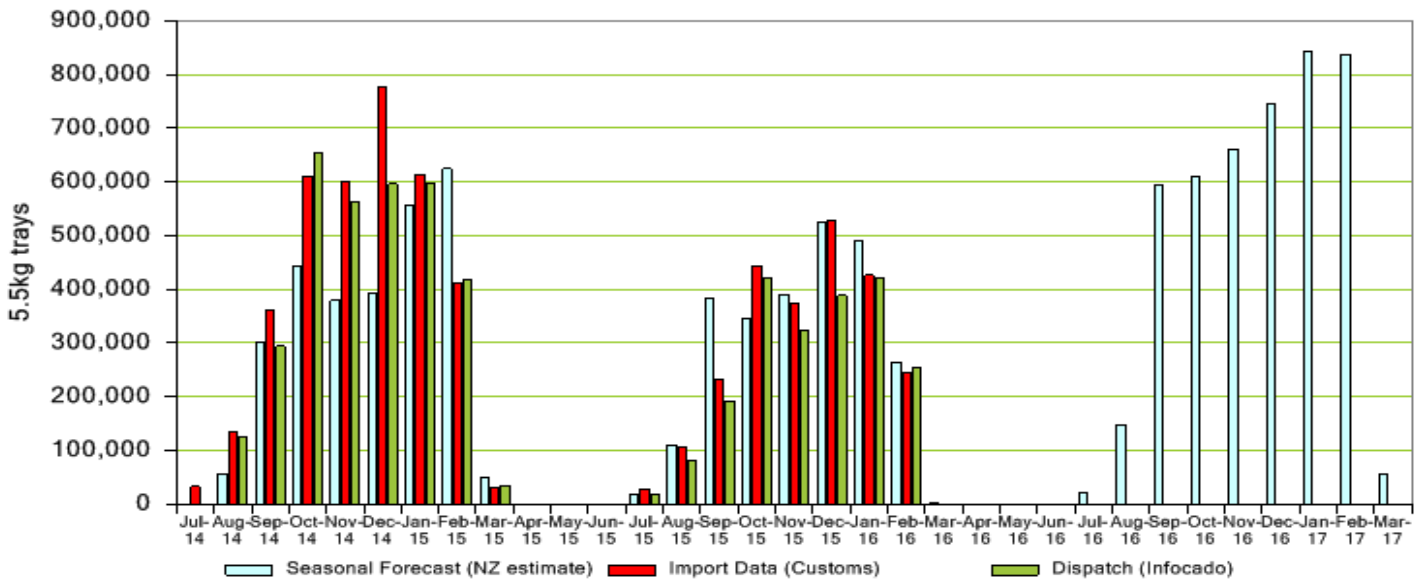
Prices have remained solid over the 2015/16 year, with a peak over the Dec 15 - Feb 16 period, when record retail prices were experienced for an extended period. The market corrected as Central Queensland fruit entered the market in April.

The report also shows significant growth in projected volume for 2016/17, with an increase of nearly 2.5 million trays over the last 12 month period. The majority of this growth is due to an expected increase in NZ imports, as they experience an on-year in production. Although some early fruit was expected from NZ as of the end of July there was no reported shipping of fruit. Estimates for the coming WA season are lighter than dispatches from last season, with just over 3 million trays projected.

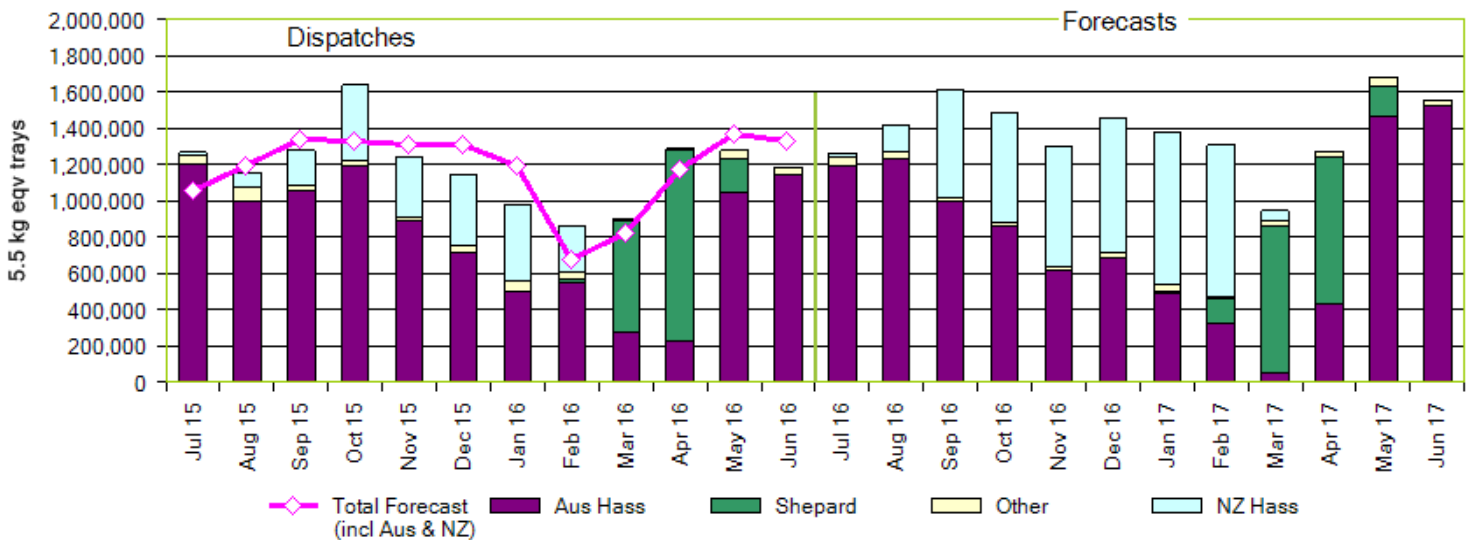
The 2016 Qualicado program finishes in August 2016 with the Central Queensland Growers Workshop to be held in Bundaberg on Thursday August 11<sup>th</sup>. This will then be followed by a series of workshops for wholesalers, ripeners, providores in Adelaide, Sydney, Melbourne and Brisbane from 16<sup>th</sup> - 30<sup>th</sup> August. More details are available from the Avocados Australia website. These workshops continue to focus on improving quality at production and through the supply chain. If you have not been able to attend an event all presentations from past events are provided as a reference on the BPR website.

**Please Note:** The monthly forecast and dispatch figures in the Quarterly Infocado Report incorporate an allowance (which varies by region) to allow for the production forecasts and dispatches that are not inputted into the Infocado system. This production (dispatch and forecast) data is not inputted for various reasons including some packhouse's unwillingness to engage with industry and/or lack of computer access. For this reason it is not possible to extrapolate the figures from the Weekly Infocado Report to come up with either the dispatch and/or forecast figures in the Quarterly Infocado Report. At any time the Weekly Infocado Report incorporates around 85% of total production and forecasts however this does vary depending on time of year (as a result of the fruit coming from different regions with different levels of packhouse input). It is not functionally possible to incorporate

### New Zealand Avocados - Dispatch and Forecast



### Jul 15 to Jun 16 Dispatches & Jul 16 to Jun 17 Forecasts Avocados by Variety



NB: NZ Dispatch figures in this graph are from Infocado and Customs data, the total forecast line (pink line) above displays the most up to date forecasts.

### Seasonal Forecast Contributors

#### Central NSW

Coastal Avocados  
I & A Tolson  
Midcoast Avocados

#### Central Qld

BT & RG Pegg  
De Paoli Orchards  
Donovan Family Investment Trust  
Lava Valley Produce  
Simpson Farms Pty Ltd  
Sunny Bluff Produce Pty Ltd  
SuperPak/Avocado Ridge

#### New Zealand

Avocado Industry Council (NZAGA)

#### North Qld

Avocado Estates  
Avocados with Altitude  
Battistin Orchards Pty Ltd

Cobra Hill Orchards

Golden Triangle Avocados

Green Skin Avocados

Gunnado Farm

Hilltop Mareeba

Koci Avocado's

Rockridge Farming Pty Ltd

Tinaroo Falls Avocado Trust

Tropicado Avocados

#### South Qld

Balmoral Orchard

Googa Farms

Green Nugget Orchards

G & J Krenske

Mountain Fresh

Perseverance Farming Co

Sunnyspot Packhouse Pty Ltd

Touchwood Farming

Wodonga Park Fruit and Nuts

#### Sunshine Coast

G & C Christensen  
Natures Fruit Company  
Sunfresh

#### Tamborine / Northern Rivers

Aussie Orchards Growers & Packers  
JB & CM Culross  
Jirel Holdings  
Summerland House With No Steps

T W Silver

WJ Row

#### Tristate

Barham Avocados  
Chinoola Orchards  
Chislett Farms Pty Ltd  
Golden Hill Packing Pty Ltd  
Klingbiel Family Trust

KV & JM Lehmann

Marrbiz Pty Ltd

Mildura Fruit Company

Schirripa Orchards

Sunvale Produce Pty Ltd

Vitor Marketing Pty Ltd

#### Western Australia

Advance Packing & Marketing Services P/L

Avonova

Avowest

Delroy Orchards

Golden Hill Avocados

Green Pear Avocado

J.G. Loffler / Mariners Rest

The Avocado Grove

VP & EA Farrell

West Aussie Avos

Willow Creek

For more detailed reports please go to [www.avocado.org.au](http://www.avocado.org.au) and login to Infocado. Instructions on accessing reports are available at [www.avocado.org.au](http://www.avocado.org.au) by clicking on the Industry tab and then looking under services.

For further assistance please contact: Jenny Margetts, Ph: 07 3846 6566, Email: [infocado@avocado.org.au](mailto:infocado@avocado.org.au)